



VOGEL
GERMANY

Measuring Solutions

EDITION **75**

vogel-germany.de

Overview

Length Measurement



Calipers



Micrometers



Dial Indicators and Stands



Marking, Scribing Devices, Protractors



Squares



Test Equipment



Digital Measuring Instruments



Miscellaneous



- Rules with etched graduations • Rules with laser-engraved graduations
- Circumference Measuring Tapes • Assembly Rules and Straight Edges
- Electr. Digital Scales • Measuring Tapes
- Electr. Digital Measuring Wheels and Laser Distance Meter

- Digital Calipers • Analog Calipers
- Groove and Brake Disc Calipers • Depth Calipers
- Height Calipers • Special Calipers and Sets

- Digital Micrometers • Analog Micrometers
- Accessories for Micrometers • Depth Gauge Micrometers • Internal Micrometers
- Bore Gauges • Thickness Gauges and Quick Test Gauges

- Dial Indicators • Machinery Setting Devices
- Measuring Stands and Accessories

- Ink Markers and Scribes • Dividers and Compasses • Marking Gauges
- Protractors and Spirit Levels • Blocks, Prisms and Parallel Sets

- 90° Squares • Precision Squares • Workshop Squares • Bevel Edge Squares
- Squares with Scaling • Angle Squares • Special Squares • Center Squares

- Feeler Gauges • Plug Gauges and Ring Gauges
- Precision Pins and Gauge Blocks • Control Plates

- Hardness Tester • Thickness Gauges • Vibration Meters
- Hand Tachometers and Stroboscopes • Thermometers
- Surface Roughness Measuring Devices • Photo/Video Endoscopes
- Voltage Tester • Multimeters • Scales • Dinamometers

- Magnifiers, Lamps and Inspection Tools • Liquid Measuring
- Stopwatches • Stroke Counters • Handpiece Counter and Length Counter
- Data Processing and Batteries • Digital Equipment



FERVI GROUP






Machinery and Tools for MRO

LOOKING AHEAD IS IN THE DNA OF THE INNOVATOR

The path embarked upon, and one that management is strongly committed to, is the growth of technical expertise and the digital transformation of services in order to offer its customers cutting-edge support that will back them up in their day-to-day business.

All this has been made possible by firmly uniting the professionalism and skills of all the companies that today make up the **FERVI GROUP**.

A synergy of key players in the MRO sector, ready to expand further, which today lays the foundations for a future that will be increasingly attuned to market developments and the protection of resources and people.

 <p>Founded in 1978, its range includes machine tools, hand tools and abrasives. More than 8,600 products are available for maintenance and repair professionals in the industrial, craft, automotive and advanced DIY sectors.</p> <p>fervi.com</p>	 <p>Since 1982, an Italian producer of high quality abrasive flap discs using automatic machines designed and manufactured in-house. The automatic systems for the production of flap discs are sold worldwide.</p> <p>riflex.com</p>	 <p>Founded in 1949, it manufactures and sells high-end measuring instruments, marketed through local agents and a worldwide network of distributors.</p> <p>vogel-germany.de</p>	 <p>It was in 1952 that Fervi's historic Spanish distributorship, based in Barcelona, was founded. Distribution is direct and via its own sales network.</p> <p>sitgesmaq.es</p>	 <p>Since 1973, Rivit has been the perfect partner for the production and distribution of fastening systems, bolting tools and machines for sheet metal working and assembly.</p> <p>rivit.it</p>
--	--	--	--	--

A range that is becoming more and more complete and reliable.

The development strategy adopted by the company has thus made it possible to achieve a connotation such as to be able to boast the title of the first Italian group in the MRO sector, allowing it to be alongside customers in every situation.

EXTENSIVE COVERAGE. INTERNATIONAL CONFIDENCE.

Our distribution and customer support.

With over **4,500 points of sale in Italy**, a **presence in more than 50 countries around the world** and **more than 8,000 customers**, the Fervi Group has today assumed a clearly defined position: that of being ever closer to its customers, to guarantee them daily support for business development.

The Group is geared towards constant commercial expansion, always supported by excellent technical back-up to ensure that the complete range of products and services is available throughout the world.

Our highly skilled technicians offer support and an efficient in-house repair service as well as advice on equipment installation and maintenance.



A single address, personalized solutions.



VOGEL[®]
GERMANY
Measuring Solutions



Product Range

You will find more than 4500 precision measuring tools e.g. for purposes of length measuring technology and material testing in our catalogue and online shop.

Production

In our own production we manufacture steel rules, thickness gauge foils, bevel squares, mitre squares and squares - 100% Made in Germany.

Measuring Solutions

We constantly try to offer you the right solution. Custom-made products are welcome and our daily business.

Laser Engravings

We engrave special scales, trademarks, logos etc. according to your specifications on our measuring tools.

Support

Our technically experienced sales team is characterized by speed and flexibility. We are happy to visit you and demonstrate our services and measuring tools on site.

Suppliers

Thanks to long-term partnerships with our reliable suppliers, we can guarantee you the highest quality and availability of our products.

Shipping Service

Our articles are available from our warehouse in Kevelaer (Germany) and can be sent worldwide, whether to Europe, Asia, Africa, Australia or North and South America.

Calibration

You need a factory calibration or DAkkS calibration? We offer an uncomplicated calibration service for almost the entire product range. When ordering, please indicate which calibration you require.

Stability

Thanks to the backing of our strong parent company Fervi, we can be there for you and support you even in difficult times. Trust is a principle of our business.

Digital Media

Current information on new products, trade fairs and offers can be found on our website and on Facebook. A current digital version of the catalogue is available as well.

Timeline

1949

Foundation Gebr. Vogel
Manufacturer of Measuring Tools
by B. Vogel Senior and Karl Vogel



1958

Catalogue Gebr. Vogel
Manufacturer of Measuring Tools



1970

Part of the production facility



1980

Relocation to the commercial area
(Ossenpass 4)



1989

The company name
is changed to
Vogel Germany Messwerkzeugfabrik



1997

KeSS Innovation Award from RWE



Kevelaerer Firma erhält über 100 000 Mark aus Wettbewerb

Die Messwerkzeugfabrik Vogel aus Kevelaer erhält aus dem Innovationswettbewerb der RWE Energie ein Preisgeld von 100 000 Mark sowie ein Fördergeld von 100 000 Mark für ihre wegweisende Technik zur Herstellung für Präzisions-Messwerkzeuge. Die Firma hat von 12 teilnehmenden Unternehmen den dritten Platz belegt. Mit einer Laserbeschriftungsanlage, die das Unternehmen mit dem Hersteller zusammen in der Soft- und Hardware für den Nutzungsbereich des Kevelaerer Unternehmens entwickelte und optimierte, gelang ein großer Schritt nach vorn. Die Firma bietet ihren 23 Mitarbeitern zunehmend humanere Arbeitsbedingungen durch den Wegfall der Schadstoffbelastung. Desweiteren läßt sich der Energieverbrauch um 70% senken. Bei der Kundenübergabe freute sich Thomas Peterscher von RWE Energie mit Horst Kiermann von der Firma Vogel und Dr. Wilhelm Krensch von der RWE Energie und Bernard Vogel (von links).

IPP-Pablo-Gerhard-Baumann

75th Anniversary



VOGEL
GERMANY

2024

2019

The company was handed over to FERVI S.p.A. Italia. The name of Vogel Germany and the headquarters in Kevelaer remain unchanged.



2012

Extension of the administrative and training center



2009

Marketing Award of the city Kevelaer





+ Saliger-Gruppe^{GmbH}

Strong Partnership

Vogel Germany and the Saliger-Gruppe have agreed on a far-reaching cooperation in the procurement and calibration of measuring equipment. With this cooperation, Vogel Germany is strengthening its offer of having measuring equipment tested in an independent calibration laboratory. The Saliger-Gruppe offers a cross-industry and manufacturer-independent DAkkS-accredited calibration service. In addition to factory calibrations, DAkkS calibrations can be offered for the almost complete range of Vogel Germany.

In order to be able to offer its customers an accelerated and simplified process flow, Vogel Germany has chosen this further route of combining calibration service with the procurement of new measuring equipment. In cooperation with the Saliger-Gruppe, the procurement of measuring equipment for the customers of the Saliger-Gruppe is taken over by Vogel Germany.

Riccardo Pellegrini, Managing Director of Vogel Germany: "We are pleased to have this strong partnership with the Saliger-Gruppe. The focus of the cooperation is an improved service for all aspects of measuring equipment. This will be reflected above all by a strong simplification in the complex procurement of measuring equipment and its calibration for the customer, as this service is available from a single source. The Saliger-Gruppe offers a variety of calibration options that gives our customers real added value."

Ulrich Saliger, Managing Director of the Saliger-Gruppe: "Looking for a way to redesign our Saliger measuring equipment sales department, we are happy to have entered into close cooperation with Vogel Germany. In times of increased demands on the calibration business, our main concern is to be able to continue to offer our customers a comprehensive range of services. The cooperation with Vogel Germany enables us to concentrate on our core competencies and at the same time to expand the product portfolio for our customers."

Inquiries can now be submitted to your usual contact person or by email to info@vogel-germany.de or by telephone on +49 2832 9239-0.

Our certified QM-System is constantly controlled and improved by internal and external Audits of **TÜV Rheinland**.



Calibration certificates for our products on request, please!



Workshop Calibration Certificate in german or english language, acc. to DIN/ISO etc.

Scope: Calibration certificate indicating the deviation and limits of normal and with the test curve(s) for the measured according to the criteria of standards, confirmation of their performance. Confirmation of traceability to national normal, indicating an identification number.

Validity: Individually for each single instrument/device. Period of validity in accordance with your quality management manual (usually 12 month)

Price: See our price list, prices valid only for initial delivery from the factory, price for re-calibration on request, please.



Calibration test report by an accredited testing laboratory

Scope: As mentioned above, calibration test report as mentioned above, but accredited by testing laboratory.

Validity: Individually for each single instrumen/device. Period of validity in accordance with your quality management manual (usually 12 month)

Price: see price list, prices valid only for initial delivery from the factory, price for re-calibration on request, please.

In our catalogue you will find several pictograms beside the text description. They should be helpful for a quick and easier explanation of the articles and their attributes.











Norms, Accuracy Classes, Regulations

I	Article fulfils the standard of the tolerance class I	ANSI	Article fulfils the respective American standard
II	Article fulfils the standard of the tolerance class II	BS	Article fulfils the respective British standard
III	Article fulfils the standard of the tolerance class III	JIS K	Article fulfils the respective Japanese standard
E1	Article fulfils the respective verification standard	DIN	Article fulfils the respective DIN standard
CC	Workshop calibration certificate, inclusive	DIN EN	Article fulfils the respective DIN EN standard
CE	Article with CE classification	ISO	Article fulfils the respective ISO standard
MID CODE	Directive of the European Parliament and of the council on measuring instruments	DIN ISO	Article fulfils the respective DIN ISO standard
T2	Article with strengths tolerances acc. to DIN 2275	NORM	Article manufactured acc. to tolerances of workshop standard
T3	Article with strengths tolerances acc. to DIN 2275	TÜV GS	Article with seal: "TÜV/Geprüfte Sicherheit (GS)"
ASTM	Article fulfils the respective American standard	vd TÜV	Article with seal: "TÜV"
		IEC / EN	Article fulfils the respective norm standard







Several Icons

ART NO	Article-Number	CR2032 Lithium 3V	Corresponding lithium battery included
	Reading / Resolution		Accu
	Cross section of the article		Power supply
	Max. total accuracy(±)		Laser protection class
	Repeatability (±)		Magnet power
	Individual measuring range		Induction
	Article dimension		Laser wavelength
	Measuring- and weighing-unit selectable or swichtable		Shock proof
	Optical tolerance signal		Stand out
	Corresponding battery included	mm/inch	Reading in mm and inch
	Corresponding battery included	cm/inch	Reading in cm and inch
	Corresponding cell battery included	cm	Reading in cm
	Corresponding cell battery included	mm	Reading in mm
	Corresponding lithium battery included	ABS/INC	Article with ABS/INC measuring system
		ABSOLUTE	Article with ABSOLUTE measuring function

Protection (IP class) acc. to DIN 40050 / IEC 60529 etc.

 IP 40	Protected against solid particles $\varnothing > 1 \text{ mm}$	 IP 54	Dust and spray water resistant
 IP 44	Splash water resistant	 IP 65	Dust and jet water resistant
 IP 51	Drop water resistant	 IP 67	Water and oil resistant (at times)
 IP 52	Drop water resistant		Article is explosion proof
 IP 53	Dust and spray water resistant		Article with UL-certificate (american safety norm)













Manufacturing Process

 Article with laser engraved scale / graduation		Hardened
 Article with etched scale / graduation		Carbide measuring faces
 Article with printed scale / graduation (Pad print)		Stainless steel










Prices and Delivery

 We charge transport and packing costs	 Certificate inclusive (no additional costs)
---	---

Product Specifications

 Caliper jaw length		Measuring Bridge
 Measuring internal dimension		Thread pitch
 Caliper jaws (cross shape)		Measuring inside
 Caliper jaws (knife shape)		Measuring outside
 Depth Gauge		Pointer rotation
 Fine adjustment		Setting gauge

Icons for Data Process

 RS232 data output by data cable		Data output by USB and Mini USB (compatible with Mitutoyo Digimatic)
 Opto RS232 data output		wireless communication (WiFi / WLAN) possible
 Proximity data output, inductive, contactless		wireless communication via Bluetooth® possible
 Data output by USB and data cable		Software on CD-Rom
		Setting the absolute zero point

Advantages of our Stainless Steel Rules

✓ We use very high quality German steel from steel plants

- steel code 1.4310
- due to the high chromium content has this steel best stainless steel attributes

✓ Our stainless steel rules are permitted in food industry and medical technology

- because we only use high quality steel (1.4310)
- because we have a special process for scaling / marking (etching technology)

Our etching technology does not require aggressive acids and no toxic paints.

Our environmental friendly etching technology is developed in 1993 by our own engineers.

For this reason we do have the permission to supply our stainless steel rules to the food industry and medical technology.

Other steel rule standards are not approved for these field in Europe.

Many manufacturers etch the scales and steel rules with aggressive acid. Afterwards the graduation is colored with toxic paint (mainly in black and red). But the color may be dissolved slowly in liquids.

That means these steel rules are not permitted in the tank construction and boiler industry: not for the drinks-, food industry and not for medical technology at all.

✓ Unique in the world:

Lengths from 4 -16 meter in one piece, with high repeatability, acc. to workshop standard

- due to our unique production process we can provide you with extra ordinary lengths, with a high grade of repeatability

✓ Production of special-scales

- we offer interesting special scales for e.g. mechanical engineering, shipbuilding, container, tank- and boiler construction
- scales as desired, e.g. reading from bottom to top or from top to bottom
- scales according to your specifications and drawings

✓ Accuracy of our steel rules and scales

- We manufacture according to tolerance classes I and II (similar to MID 2014/32 / EU), or acc. to workshop grade

✓ Calibration Certificates on request

**Any questions?
We are pleased to advise!**

Factory standard

total length graduation in ± mm	500	1000	1500	2000	3000	4000
permitted tolerance in ± mm	0.80	0.80	1.20	1.20	2.0	2.0

Tolerances according to accuracy class I

total length graduation in ± mm	500	1000	1500	2000	3000	4000
permitted tolerance in ± mm	0.15	0.20	0.25	0.30	0.40	0.50

Tolerances according to accuracy class II

total length graduation in ± mm	500	1000	1500	2000	3000	4000
permitted tolerance in ± mm	0.40	0.50	0.60	0.70	0.90	1.10
Accuracy class II according to DIN 2014/32 / EU (MID)	0.70	0.70	0.90	0.90	1.10	1.30

Tolerances according to British Standard (BS 4372:1968)

total length graduation in ± mm	150	300	500	1000
permitted tolerance in ± mm	0.10	0.10	0.20	0.25

Flat and assembly rules made of aluminium and steel

Aluminium rulers are particularly light and handy compared to steel rulers. Our aluminium rulers get their particularly high wear resistance and corrosion resistance through the special hard coating.


✓ Coat properties

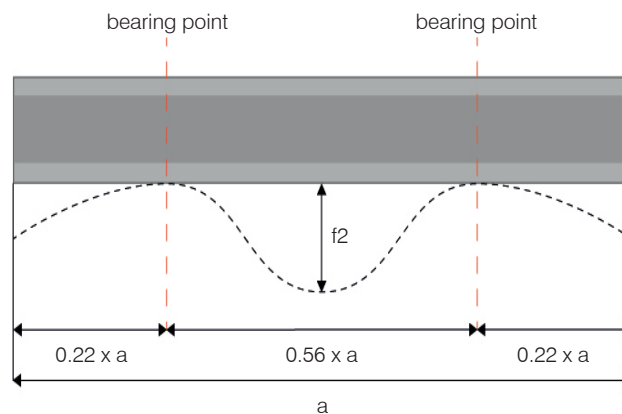
- Coat thickness approx. 50μ
- Hardness 500 – 55HV

✓ Flatness tolerances for straightedges according to DIN 874

The formulars given in the basic form the basis for the calculation of the flatness tolerances. (Rounded tolerances)


The sketch below shows the optimal support points for storage. Please note that the tolerances specified according to DIN are only valid if the support points are met. Double values apply for the parallelism of the measuring surfaces to one another.

 a = mm	GG 0 ($2+a/100$) μ	GG 1 ($4+a/60$) μ	GG 2 ($8+a/40$) μ
300	5.0	—	—
500	7.0	12	21
750	9.5	17	27
1000	12.0	21	33
1500	17.0	29	46
2000	22.0	37	58
2500	27.0	46	71
3000	32.0	54	83
4000	42.0	71	108
5000	52.0	87	133
6000	62.0	104	158



✓ Length tolerances

Length tolerances of folding rules, measuring tapes and roller tapes, are as per EC accuracy class.

 a = mm	0.5	1	2	3	5	10	15	20	25	30	50
EU I / mm	0.2	0.2	0.3	0.4	0.6	1.1	1.6	2.1	2.6	3.1	5.1
EU II / mm	0.5	0.5	0.7	0.9	1.3	2.3	3.3	4.3	5.3	6.3	10.3
EU III / mm	1.0	1.0	1.4	1.8	2.6	4.6	6.6	8.6	10.6	12.6	20.6

Rules with etched graduations	20 – 26
Flexible Steel Rules, Left to Right.....	20
Flexible Steel Rules, Right to Left.....	21
Rigid Steel Rules, Left to Right.....	22
Rigid Steel Rules, Right to Left.....	23
Steel Rules, matt surface, different front and back.....	24
Steel Rules, matt surface, same front and back.....	24
Steel Rules, according to MID	25
Steel Rules, with conversion table	25
Steel Rules, with stop hook 90°.....	25
Rules with 0 point in the middle	26
Rules with laser-engraved graduations	27 – 28
Stainless Steel Rules, lasered graduation, Class I	27
Stainless Steel Rules, according to MID, lasered	27
Steel Rules, black.....	28
Stainless Steel Rules, with magnetic inserts.....	28
Circumference Measuring Tapes	30
Circumference Measuring Tapes, etched	30
Circumference Measuring Tapes, lasered	30

Length Measurement

Assembly Rules and Straight Edges	31 – 35
Assembly Rules.....	31
Straight Edges.....	32 – 33
Precision Graduated Straight Edges	34
Straight Edges with bevel.....	35
Electr. Digital Scales	36 – 39
Digital Distance and Positioning Measurement Systems	36 – 37
Digital Measuring Magnifiers.....	38
Electr. Digital Scales.....	39
Measuring Tapes	40 – 45
Pocket Measuring Tapes.....	40
Digital Measuring Tapes.....	41
Steel Measuring Tapes.....	42
Wood Folding Rules.....	42
Measuring Tapes in light metal frames	43
Measuring Tapes in a platal capsule.....	44
Tank Tapes, stainless steel.....	45
Electr. Digital Measuring Wheels and Laser Distance Meter	46 – 47
Electr. Digital Measuring Wheels.....	46
Laser Distance Meter	47



Image Directory • Length Measurement




Image Directory • Length Measurement

				
Page 30	Page 30	Page 31	Page 32	Page 32
				
Page 33	Page 34	Page 34	Page 35	Page 35
				
Page 35	Page 35	Page 36	Page 37	Page 38
				
Page 39	Page 39	Page 39	Page 40	Page 40
				
Page 41	Page 41	Page 42	Page 42	Page 43
				
Page 43	Page 44	Page 45	Page 45	Page 45
				
Page 45	Page 46	Page 47	Page 47	

Flexible Steel Rules, Left to Right

Flexible Steel Rules

Accuracy class acc. to tolerance class II

- reading from left to right
- flexible version, small section
- stainless spring steel
- non glare, matt surface
- etched graduation for a clear reading
- CE classification at type A and type B

type A = mm / mm top and bottom 1/1 mm graduation

type B = 1/2 mm / mm top 1/2 mm and bottom 1/1 mm graduation

type C = inch / mm top 1/64 ; 1/32 and 1/16 inch graduation, bottom 1/2 mm and 1/1 mm,

type A

ART N° 1010010015



ART N° 1012010015



type B

ART N° 1010020015



ART N° 1012020015




type C

ART N° 1010030015



ART N° 1012030015



Numbering up to 500 mm length with continuing mm numbering at type A and type B.
With a cross section of 13.0 x 0.5 with cm numbering.

The rules from 1000 mm up to 4000 mm length with continuing cm numbering at type A and type B.
The rules up to 4000 mm length according to tolerance class II are qualified as reference pieces.
Therefore please order our calibration certificate together with the rule.

Steel Rules more than 4000 mm length are made according to workshop standard.

DIN




CE

II

INOX



ART N°

type A	type B	type C			
1010010010	1010020010	1010030010	100	13 x 0.5	on request
1010010015	1010020015	1010030015	150	13 x 0.5	on request
1010010020	1010020020	1010030020	200	13 x 0.5	on request
1010010025	1010020025	1010030025	250	13 x 0.5	on request
1010010030	1010020030	1010030030	300	13 x 0.5	on request
1010010035	—	—	350	13 x 0.5	on request
1010010040	—	—	400	13 x 0.5	on request
1010010050	—	—	500	13 x 0.5	on request
1012010015	1012020015	1012030015	150	18 x 0.5	on request
1012010030	1012020030	1012030030	300	18 x 0.5	on request
1012010040	1012020040	1012030040	400	18 x 0.5	on request
1012010050	1012020050	1012030050	500	18 x 0.5	on request
1012010060	—	—	600	18 x 0.5	on request
1012010080	—	—	800	18 x 0.5	on request
1012010100	1012020100	1012030100	1000	18 x 0.5	on request
1012010150	1012020150	1012030150	1500	18 x 0.5	on request
1012010200	1012020200	1012030200	2000	18 x 0.5	on request
1012010250	1012020250	1012030250	2500	18 x 0.5	on request
1012010300	1012020300	1012030300	3000	18 x 0.5	on request
1012010350	1012020350	1012030350	3500	18 x 0.5	on request
1012010400	1012020400	1012030400	4000	18 x 0.5	on request
1012010500	1012020500	—	5000	18 x 0.5	on request
1012010600	1012020600	—	6000	18 x 0.5	on request
1016010030	—	—	300	20 x 1	on request
1016010050	1016020050	1016030050	500	20 x 1	on request
1016010100	1016020100	1016030100	1000	20 x 1	on request
1016010150	1016020150	1016030150	1500	20 x 1	on request
1016010200	1016020200	1016030200	2000	20 x 1	on request
1016010250	1016020250	1016030250	2500	20 x 1	on request
1016010300	1016020300	1016030300	3000	20 x 1	on request
1016010350	1016020350	1016030350	3500	20 x 1	on request
1016010400	1016020400	1016030400	4000	20 x 1	on request
1016010500	1016020500	—	5000	20 x 1	on request
1016010600	1016020600	—	6000	20 x 1	on request

Flexible Steel Rules, Right to Left

Flexible Steel Rules

Accuracy class acc. to tolerance class II

- reading from right to left

- flexible version, cross section
- stainless spring steel
- non glare, matt surface
- etched graduation for a clear reading

type A = mm / mm top and bottom 1/1 mm graduation

type B = 1/2 mm / mm top 1/2 mm and bottom 1/1 mm graduation

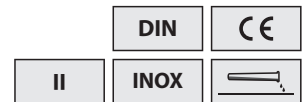
type C = inch / mm top 1/64 ; 1/32 and 1/16 inch graduation, bottom 1/2 mm and 1/1 mm,

Numbering up to 500 mm length with continuing mm numbering at type A and type B.
With a cross section of 13.0 x 0.5 with cm numbering.

The rules from 1000 mm up to 4000 mm length with continuing cm numbering at type A and type B.

The rules up to 4000 mm length according to tolerance class II are qualified as reference pieces.

Therefore please order our calibration certificate together with the rule.
Steel Rules more than 4000 mm length are made according to workshop standard.



ART N°			mm	mm	CC
type A	type B	type C			
1011010010	1011020010	1011030010	100	13 x 0.5	on request
1011010015	1011020015	1011030015	150	13 x 0.5	on request
1011010020	1011020020	1011030020	200	13 x 0.5	on request
1011010025	1011020025	1011030025	250	13 x 0.5	on request
1011010030	1011020030	1011030030	300	13 x 0.5	on request
1011010035	—	—	350	13 x 0.5	on request
1011010040	—	—	400	13 x 0.5	on request
1011010050	—	—	500	13 x 0.5	on request
1013010015	1013020015	1013030015	150	18 x 0.5	on request
1013010030	1013020030	1013030030	300	18 x 0.5	on request
1013010040	1013020040	1013030040	400	18 x 0.5	on request
1013010050	1013020050	1013030050	500	18 x 0.5	on request
1013010060	—	—	600	18 x 0.5	on request
1013010080	—	—	800	18 x 0.5	on request
1013010100	1013020100	1013030100	1000	18 x 0.5	on request
1013010150	1013020150	1013030150	1500	18 x 0.5	on request
1013010200	1013020200	1013030200	2000	18 x 0.5	on request
1013010250	1013020250	1013030250	2500	18 x 0.5	on request
1013010300	1013020300	1013030300	3000	18 x 0.5	on request
1013010350	1013020350	1013030350	3500	18 x 0.5	on request
1013010400	1013020400	1013030400	4000	18 x 0.5	on request
1013010500	1013020500	—	5000	18 x 0.5	on request
1013010600	1013020600	—	6000	18 x 0.5	on request
1017010030	—	—	300	20 x 1	on request
1017010050	1017020050	1017030050	500	20 x 1	on request
1017010100	1017020100	1017030100	1000	20 x 1	on request
1017010150	1017020150	1017030150	1500	20 x 1	on request
1017010200	1017020200	1017030200	2000	20 x 1	on request
1017010250	1017020250	1017030250	2500	20 x 1	on request
1017010300	1017020300	1017030300	3000	20 x 1	on request
1017010350	1017020350	1017030350	3500	20 x 1	on request
1017010400	1017020400	1017030400	4000	20 x 1	on request
1017010500	1017020500	—	5000	20 x 1	on request
1017010600	1017020600	—	6000	20 x 1	on request

Rigid Steel Rules, Left to Right

Stainless Steel Rules

Accuracy class acc. to tolerance class II

- reading from left to right

- semi rigid version, with wide cross section
- stainless spring steel
- non glare, matt surface
- etched graduation for a clear reading

type A = mm / mm top and bottom 1/1 mm graduation

type B = ½ mm / mm top ½ mm and bottom 1/1 mm graduation

type D = inch / mm top ½ mm and 1/1 mm bottom 1/64 ; 1/32 and 1/16 inch graduation,

type A



type B



type D



Numbering up to 500 mm length with continuing mm numbering at type A and type B.
The rules from 1000 mm up to 4000 mm length with continuing cm numbering at type A and type B.
The rules up to 4000 mm length according to tolerance class II are qualified as reference pieces.
Therefore please order our calibration certificate together with the rule.
Steel Rules more than 4000 mm length are made according to workshop standard.



ART N°			mm	mm	CC
type A	type B	type D			
1018010030	1018020030	1018040030	300	30 x 1	on request
1018010050	1018020050	1018040050	500	30 x 1	on request
1018010060	1018020060	1018040060	600	30 x 1	on request
1018010100	1018020100	1018040100	1000	30 x 1	on request
1018010150	1018020150	1018040150	1500	30 x 1	on request
1018010200	1018020200	1018040200	2000	30 x 1	on request
1018010300	1018020300	1018040300	3000	30 x 1	on request
1018010400	1018020400	1018040400	4000	30 x 1	on request
1018010500	1018020500	—	5000	30 x 1	on request
1018010600	1018020600	—	6000	30 x 1	on request
1018010700	1018020700	—	7000	30 x 1	on request
1018010800	1018020800	—	8000	30 x 1	on request
1018010900	1018020900	—	9000	30 x 1	on request
1018011000	1018021000	—	10000	30 x 1	on request
1018011100	1018021100	—	11000	30 x 1	on request
1018011200	1018021200	—	12000	30 x 1	on request
1024010050	1024020050	1024040050	500	40 x 2	on request
1024010100	1024020100	1024040100	1000	40 x 2	on request
1024010150	1024020150	1024040150	1500	40 x 2	on request
1024010200	1024020200	1024040200	2000	40 x 2	on request

Rigid Steel Rules, Right to Left

Stainless Steel Rules

Accuracy class acc. to tolerance class II


- reading from right to left
- semi rigid version, with wide cross section
- stainless spring steel
- non glare, matt surface
- etched graduation for a clear reading

type A= mm / mm top and bottom 1/1 mm graduation

type B= ½ mm / mm top ½ mm and bottom 1/1 mm graduation

type D= inch / mm top ½ mm and 1/1 mm
bottom 1/64 ; 1/32 and 1/16 inch graduation,

Numbering up to 500 mm length with continuing mm numbering at type A and type B.
The rules from 1000 mm up to 4000 mm length with continuing cm numbering at type A and type B.
The rules up to 4000 mm length according to tolerance class II are qualified as reference pieces.
Therefore please order our calibration certificate together with the rule.
Steel Rules more than 4000 mm length are made according to workshop standard.



ART N°					
type A	type B	type D	mm		
1019010030	1019020030	1019040030	300	30 x 1	on request
1019010050	1019020050	1019040050	500	30 x 1	on request
1019010060	1019020060	1019040060	600	30 x 1	on request
1019010100	1019020100	1019040100	1000	30 x 1	on request
1019010150	1019020150	1019040150	1500	30 x 1	on request
1019010200	1019020200	1019040200	2000	30 x 1	on request
1019010300	1019020300	1019040300	3000	30 x 1	on request
1019010400	1019020400	1019040400	4000	30x 1	on request
1019010500	1019020500	—	5000	30x 1	on request
1019010600	1019020600	—	6000	30 x 1	on request
1019010700	1019020700	—	7000	30 x 1	on request
1019010800	1019020800	—	8000	30 x 1	on request
1019010900	1019020900	—	9000	30 x 1	on request
1019011000	1019021000	—	10000	30 x 1	on request
1019011100	1019021100	—	11000	30 x 1	on request
1019011200	1019021200	—	12000	30x 1	on request
1025010050	1025020050	1025040050	500	40 x 2	on request
1025010100	1025020100	1025040100	1000	40 x 2	on request
1025010150	1025020150	1025040150	1500	40 x 2	on request
1025010200	1025020200	1025040200	2000	40 x 2	on request

Steel Rules, matt surface

Stainless Steel Rules, matt chromed

Accuracy class acc. to tolerance class II

- **graduations on front and back**

- graduation deeply etched
- matt chromed, non glare surface
- stainless spring steel
- cm graduation


front top and bottom 1/1 mm graduation

back top 1/2 mm and bottom 1/2 mm graduation



ART N°	mm		CC
1001040010	100	13 x 0.5	on request
1001040015	150	13 x 0.5	on request
1001040020	200	13 x 0.5	on request
1001040030	300	13 x 0.5	on request
1001240050	500	18 x 0.5	on request
1001240100	1000	18 x 0.5	on request
1001260030	300	30 x 1	on request
1001260050	500	30 x 1	on request
1001260100	1000	30 x 1	on request

ART N° 1001040030



Stainless Steel Rules, double-sided

Accuracy class acc. to tolerance class II

- **with identical reading on front- and backside**

- etched graduation
- non glare surface
- stainless spring steel
- cm graduation


top 1/2 mm graduation

bottom 1/1 mm graduation



ART N°	mm		CC
1010020010D	100	13 x 0.5	on request
1010020015D	150	13 x 0.5	on request
1010020020D	200	13 x 0.5	on request
1010020025D	250	13 x 0.5	on request
1010020030D	300	13 x 0.5	on request
1012020050D	500	18 x 0.5	on request
1012020100D	1000	18 x 0.5	on request
1018020030D	300	30 x 1	on request
1018020050D	500	30 x 1	on request
1018020100D	1000	30 x 1	on request

ART N° 1018020030D



Stainless Steel Rules, with etched scale

Accuracy class acc. to DIN 2014/32/EU

• conformity assessment

- Tolerance accuracy acc. to accuracy class II.
- manufactured acc. to MID standard and are qualified as reference or master pieces.
- precise, etched scale, with clear reading
- stainless steel, non-glare, matt surface
- semi-rigid, with wide cross-section
- cm graduation
- with identification-no. and certificate of conformity

Option

- Workshop calibration certificate for a surcharge

type A = mm / mm top and bottom with 1/1 mm graduation

type B = ½ mm / mm top with 1/2 mm and bottom with 1/1 mm graduation



ART^{NO} 1018110050



ART ^{NO} type A	ART ^{NO} type B	mm		
1018110050	1018120050	500	30 x 1	on request
1018110100	1018120100	1000	30 x 1	on request
1018110150	1018120150	1500	30 x 1	on request
1018110200	1018120200	2000	30 x 1	on request
1018110300	1018120300	3000	30 x 1	on request
1018110400	1018120400	4000	30 x 1	on request


Stainless Steel Rules

Accuracy class acc. to tolerance class II

- reading from left to right
- with conversion table on the backside

- etched graduation for a clear reading
- non glare, matt surface
- stainless spring steel
- top and bottom 1/1 mm graduation

ART^{NO} 1055030030



front



back



ART ^{NO}	mm		
1055030030	300	30 x 1	on request
1055030050	500	30 x 1	on request
1055030100	1000	30 x 1	on request
1055030200	2000	30 x 1	on request

Stainless Steel Rules with Hook 90°

Accuracy class acc. to tolerance class II

- with hook 90°
- reading from left to right

- flexible design because of narrow cross section
- stainless spring steel
- non glare, matt surface
- front: top 1/1 mm and bottom 1/1 mm graduation
- back: top 1/2 mm and bottom 1/2 mm graduation
- laser-engraved graduation for a clear reading
- cm graduation

ART^{NO} 1033010020

1/1 mm
1/1 mm



front

1/2 mm
1/2 mm



back



ART ^{NO}	mm		
1033010020	200	13 x 0.5	on request
1033010030	300	13 x 0.5	on request
1034010050	500	18 x 0.5	on request


Rules with 0 point in the middle

Stainless Steel Rules with zero-point in the middle

acc. to workshop grade

- suitable for craftsmen and industry
- stainless spring steel
- non glare, matt surface
- etched graduation for a clear reading
- graduation reading with zero-point in the middle
- top and bottom 1/1 mm graduation

ARTN^o 1018010030-0-





ARTN^o 1010010020-0-



INOX



ARTN ^o	 mm		CC
1010010010-0-	50 – 0 – 50	13 x 0.5	on request
1010010015-0-	75 – 0 – 75	13 x 0.5	on request
1010010020-0-	100 – 0 – 100	13 x 0.5	on request
1010010030-0-	150 – 0 – 150	13 x 0.5	on request
1010010040-0-	200 – 0 – 200	13 x 0.5	on request
1010010050-0-	250 – 0 – 250	13 x 0.5	on request
1010010060-0-	300 – 0 – 300	13 x 0.5	on request
1010010080-0-	400 – 0 – 400	13 x 0.5	on request
1010010100-0-	500 – 0 – 500	13 x 0.5	on request
1012010010-0-	50 – 0 – 50	18 x 0.5	on request
1012010015-0-	75 – 0 – 75	18 x 0.5	on request
1012010020-0-	100 – 0 – 100	18 x 0.5	on request
1012010030-0-	150 – 0 – 150	18 x 0.5	on request
1012010040-0-	200 – 0 – 200	18 x 0.5	on request
1012010050-0-	250 – 0 – 250	18 x 0.5	on request
1012010060-0-	300 – 0 – 300	18 x 0.5	on request
1012010080-0-	400 – 0 – 400	18 x 0.5	on request
1012010100-0-	500 – 0 – 500	18 x 0.5	on request
1016010010-0-	50 – 0 – 50	20 x 1	on request
1016010015-0-	75 – 0 – 75	20 x 1	on request
1016010020-0-	100 – 0 – 100	20 x 1	on request
1016010030-0-	150 – 0 – 150	20 x 1	on request
1016010040-0-	200 – 0 – 200	20 x 1	on request
1016010050-0-	250 – 0 – 250	20 x 1	on request
1016010060-0-	300 – 0 – 300	20 x 1	on request
1016010080-0-	400 – 0 – 400	20 x 1	on request
1016010100-0-	500 – 0 – 500	20 x 1	on request
1018010010-0-	50 – 0 – 50	30 x 1	on request
1018010015-0-	75 – 0 – 75	30 x 1	on request
1018010020-0-	100 – 0 – 100	30 x 1	on request
1018010030-0-	150 – 0 – 150	30 x 1	on request
1018010040-0-	200 – 0 – 200	30 x 1	on request
1018010050-0-	250 – 0 – 250	30 x 1	on request
1018010060-0-	300 – 0 – 300	30 x 1	on request
1018010070-0-	350 – 0 – 350	30 x 1	on request
1018010080-0-	400 – 0 – 400	30 x 1	on request
1018010100-0-	500 – 0 – 500	30 x 1	on request
1018010120-0-	600 – 0 – 600	30 x 1	on request
1018010150-0-	750 – 0 – 750	30 x 1	on request
1018010200-0-	1000 – 0 – 1000	30 x 1	on request
1018010250-0-	1250 – 0 – 1250	30 x 1	on request
1018010300-0-	1500 – 0 – 1500	30 x 1	on request
1018010400-0-	2000 – 0 – 2000	30 x 1	on request
1018010500-0-	2500 – 0 – 2500	30 x 1	on request

Stainless Steel Rules, lasered graduation

Stainless Steel Rules, with laser engraving


acc. to tolerance class I

ART N° 1018060030

- reading from left to right or right to left
- precise, deep laser engraved graduation, continuing numbers
- non glare, matt surface
- stainless spring steel



Numbering up to 500 mm length with continuing mm numbering. The rules from 1000 mm up to 2000 mm length with continuing cm numbering. The rules according to tolerance class I and are qualified as reference pieces. Therefore please order our calibration certificate together with the rule. Because of the deep graduation, due to the laser marking of the numbering, these scales are particularly suitable where high demands are placed on the scale.



ART N°	mm		
graduation in mm/mm from left to right			
1010060015	150	13 x 0.5	on request
1010060030	300	13 x 0.5	on request
1010060050	500	13 x 0.5	on request
1012060030	300	20 x 0.5	on request
1012060050	500	20 x 0.5	on request
1012060100	1000	20 x 0.5	on request
1018060030	300	30 x 1	on request
1018060050	500	30 x 1	on request
1018060100	1000	30 x 1	on request
1018060150	1500	30 x 1	on request
1018060200	2000	30 x 1	on request
graduation in mm/mm from right to left			
1011060015	150	13 x 0.5	on request
1011060030	300	13 x 0.5	on request
1011060050	500	13 x 0.5	on request
1013060030	300	20 x 0.5	on request
1013060050	500	20 x 0.5	on request
1013060100	1000	20 x 0.5	on request
1019060030	300	30 x 1	on request
1019060050	500	30 x 1	on request
1019060100	1000	30 x 1	on request
1019060150	1500	30 x 1	on request
1019060200	2000	30 x 1	on request

Stainless Steel Rules, with laser engraved scale

Tolerance acc. to 2014/32/EU

ART N° 1008110050

- conformity assessment
- Tolerance acc. to accuracy class II.
- manufactured acc. to MID standard and are qualified as reference or master pieces
- precise and deep, laser engraved scale, with clear reading
- stainless steel, non-glare, matt surface
- semi-rigid, with wide cross-section and cm graduation
- with identification-no. and certificate of conformity



Option

- Workshop calibration certificate for a surcharge

type A = mm / mm top and bottom with 1/1 mm graduation
 type B = 1/2 mm / mm top with 1/2 mm and bottom with 1/1 mm graduation



ART N° type A	ART N° type B	mm		
1008110050	1008120050	500	30 x 1	on request
1008110100	1008120100	1000	30 x 1	on request
1008110150	1008120150	1500	30 x 1	on request
1008110200	1008120200	2000	30 x 1	on request


Steel Rules

Steel Rules, black anodized metric graduation

acc. to tolerance class II or BS

- graduation on front- and rearside
- reading from left to right
- precise, deep laser engraved scale
- carbon spring steel, with black anodized surface

ART N° 1026431015



frontside



backside

frontside 1/1 mm and 1/2 mm

backside 1/10; 1/16; 1/20; 1/32; 1/64; 1/50; 1/100 inch



ART N°	mm / inch		
1026431015	150 / 6	18 x 0.5	on request
1026431030	300 / 12	30 x 1.0	on request
1026431045	450 / 18	30 x 1.0	on request
1026431060	600 / 24	30 x 1.0	on request
1026431100	1000 / 40	30 x 1.0	on request

Stainless Steel Rules, with magnetic inserts

metric graduation acc. to tolerance class II or BS

- graduation on front- and rearside
- reading from left to right
- with two straight ends without whole
- precise, deep laser engraved scale
- non-glare, matt surface, with clear reading
- with detachable magnetic inserts


ART N° 1026433060



frontside: 1/2 mm and 1/1 mm



backside: 1/32 and 1/64 inch



with magnetic inserts



ART N°	mm / inch		
1026433015	150 / 6	20 x 1	on request
1026433030	300 / 12	20 x 1	on request
1026433060	600 / 24	20 x 1	on request
1026433090	900 / 36	20 x 1	on request
1026433120	1200 / 48	20 x 1	on request



You would like to have a Rule with Special Scale? You are exactly right with us!

Use this form to send us your request:

- 1 download and fill out this form on the following link:
www.vogel-germany.de/request-rule-with-special-scale.pdf
- 2 send the form via eMail to info@vogel-germany.de
or send by fax to +49 2832 3621
- 3 get our offer

Any questions?
We are pleased to advise!

Inquiry Form • Rule with Special Scale

Your data

Customer Number: If already exist _____

Company Name: _____

Contact Person: _____

Phone: _____

Mail: _____

Information on your desired Rule with Special Scale

Quantity: _____

Standard length in mm: (if applicable, please check)

<input type="radio"/>	150	<input type="radio"/>	300	<input type="radio"/>	500	<input type="radio"/>	1000	<input type="radio"/>	1500	<input type="radio"/>	2000	<input type="radio"/>	2500
<input type="radio"/>	3000	<input type="radio"/>	3500	<input type="radio"/>	4000	<input type="radio"/>	4500	<input type="radio"/>	5000	<input type="radio"/>	5500	<input type="radio"/>	6000

Special length: Please specify the desired length in mm, we manufacture up to a length of 16,000 mm _____

Cross section (width):

<input type="radio"/>	13 x 0.5	<input type="radio"/>	18 x 0.5	<input type="radio"/>	20 x 1	<input type="radio"/>	30 x 1	<input type="radio"/>	40 x 2
-----------------------	----------	-----------------------	----------	-----------------------	--------	-----------------------	--------	-----------------------	--------

type of scaling:

<input type="radio"/>	left – right	<input type="radio"/>	right – left	<input type="radio"/>	bottom – top	<input type="radio"/>	top – bottom
<input type="radio"/>	double-sided	<input type="radio"/>	only left	<input type="radio"/>	only right		

if double-sided:

		frontside			backside						
<input type="radio"/>	mm	<input type="radio"/>	cm	<input type="radio"/>	inch	<input type="radio"/>	mm	<input type="radio"/>	cm	<input type="radio"/>	inch

Tolerances:

<input type="radio"/>	Workshop standard	<input type="radio"/>	EC I	<input type="radio"/>	EC II	<input type="radio"/>	BS	<input type="radio"/>	MID
-----------------------	-------------------	-----------------------	------	-----------------------	-------	-----------------------	----	-----------------------	-----

You would like to send us a draw to your desired Rule with Special Scale?
Send by email to info@vogel-germany.de or by fax to +49 (0) 2832 3621.

Circumference Measuring Tapes

Circumference Measuring Tape „UFM“

acc. to tolerance class II

- with etched or laser engraved scale
- for measuring diameters and circumferences
- application areas are among others manufacturers of: pipelines, boiler and tank construction, tire industry, forestry, etc.
- accuracy of total length with etched metric and laser engraved metric graduation according to EC II
- hardened spring steel or stainless spring steel

ART N° 181601



Graduation: **mm**
Version: **etched**



ART N° stainless	ART N° carbon steel	circumference mm	diameter mm	 mm		
181601	181611	60 – 950	20 – 300	0.1	16 x 0.20	on request
181602	181612	940 – 2200	300 – 700	0.1	16 x 0.20	on request
181603	181613	2190 – 3460	700 – 1100	0.1	16 x 0.20	on request
181604	181614	3450 – 4720	1100 – 1500	0.1	16 x 0.20	on request
181605	181615	4710 – 5980	1500 – 1900	0.1	16 x 0.20	on request
181606	181616	5960 – 7230	1900 – 2300	0.1	16 x 0.20	on request
181607	181617	7220 – 8500	2300 – 2700	0.1	16 x 0.20	on request
181608	181618	8480 – 9760	2700 – 3100	0.1	16 x 0.20	on request
181609	181619	9730 – 11010	3100 – 3500	0.1	16 x 0.20	on request

Graduation: **mm**
Version: **laser engraved**



ART N° stainless	ART N° carbon steel	circumference mm	diameter mm	 mm		
181801	181811	60 – 950	20 – 300	0.1	16 x 0.20	on request
181802	181812	940 – 2200	300 – 700	0.1	16 x 0.20	on request
181803	181813	2190 – 3460	700 – 1100	0.1	16 x 0.20	on request
181804	181814	3450 – 4720	1100 – 1500	0.1	16 x 0.20	on request
181805	181815	4710 – 5980	1500 – 1900	0.1	16 x 0.20	on request
181806	181816	5960 – 7230	1900 – 2300	0.1	16 x 0.20	on request
181807	181817	7220 – 8500	2300 – 2700	0.1	16 x 0.20	on request
181808	181818	8480 – 9760	2700 – 3100	0.1	16 x 0.20	on request
181809	181819	9730 – 11010	3100 – 3500	0.1	16 x 0.20	on request

Graduation: **continuous in mm**
Version: **raised markings and figures in bright natural steel colour on a dark, etched background**

ART N° 183001




ART N°	circumference mm	diameter mm	 mm		
183001	60 – 950	20 – 300	0.1	13 x 0.20	on request
183002	60 – 2200	20 – 700	0.1	13 x 0.20	on request
183003	60 – 3780	20 – 1200	0.1	13 x 0.20	on request
183004	60 – 4720	20 – 1500	0.1	13 x 0.20	on request
183005	60 – 5980	20 – 1900	0.1	13 x 0.20	on request
183006	60 – 7540	20 – 2400	0.1	13 x 0.20	on request
183007	60 – 8500	20 – 2700	0.1	13 x 0.20	on request
183008	60 – 9760	20 – 3100	0.1	13 x 0.20	on request
183009	60 – 11310	20 – 3600	0.1	13 x 0.20	on request

Precision Straight Edge

DIN 874

- accuracy acc. to DIN 874 page 1, accuracy GG 0
- made of steel

- shaped in I-form
- with weight reducing holes
- measuring surfaces extra fine ground
- with wide flat sides for resting spirit levels
- incl. calibration certificate



DIN CC


ART N ^o			CC	ART N ^o transport case
DIN 874 GG 0				
1580010100	1000	160 x 50	inclusive	15998100
1580010150	1500	160 x 50	inclusive	15998150
1580010200	2000	160 x 50	inclusive	15998200
1580010250	2500	160 x 50	inclusive	15998250
1580010300	3000	180 x 60	inclusive	—
1580010400	4000	180 x 60	inclusive	—
1580010500	5000	200 x 80	inclusive	—

Precision Straight Edge

DIN 874

- accuracy acc. to DIN 874 page 1, accuracy GG 1
- made of steel

- shaped in I-form
- with weight reducing holes
- measuring surfaces extra fine grinded
- with wide flat sides for resting spirit levels
- incl. calibration certificate



DIN CC

ART N ^o			CC	ART N ^o transport case
DIN 874 GG 1				
1581010100	1000	100 x 30	inclusive	15998100-1
1581010150	1500	100 x 30	inclusive	15998150-1
1581010200	2000	120 x 40	inclusive	15998200-1
1581010250	2500	120 x 40	inclusive	15998250-1
1581010300	3000	140 x 40	inclusive	—
1581010400	4000	140 x 40	inclusive	—
1581010500	5000	160 x 40	inclusive	—

Straight Edges

Precision Straight Edge

DIN 874

• Quality DIN 874 page 1, accuracy GG 0, made of steel:

- edges and flat sides extra fine ground
- stainless and carbon steel quality available
- from up 2000 mm length shaped in I-form, with hand slots
- incl. calibration certificate

• Quality DIN 874 page 1, accuracy GG 1, made of steel:

- edges and flat sides finely ground
- stainless and carbon steel quality available
- from up 2000 mm length shaped in I-form, with hand slots
- incl. calibration certificate

• Accuracy acc. to DIN 874 page 1, accuracy GG 2, made of steel:

- edges finely ground and flat sides ground
- stainless and carbon steel quality available
- from up 4000 mm length shaped in I-form, with hand slots
- incl. calibration certificate

ART N° 1590000050

form A



ART N° 1590000200

form B



DIN

CC

ART N° DIN 874 GG 0 INOX	ART N° DIN 874 GG 0	form				ART N° transport case
1590000050	1590010050	A	500	50 x 10	inclusive	15990050
1590000100	1590010100	A	1000	60 x 12	inclusive	15990100
1590000150	1590010150	A	1500	70 x 15	inclusive	15990150
1590000200	1590010200	B	2000	80 x 15	inclusive	15990200
1590000300	1590010300	B	3000	120 x 18	inclusive	—
1590000400	1590010400	B	4000	140 x 20	inclusive	—
1590000500	1590010500	B	5000	140 x 20	inclusive	—

DIN 874 GG 1 INOX	DIN 874 GG 1	form				ART N° transport case
1591000050	1591010050	A	500	40 x 8	inclusive	15990050-1
1591000100	1591010100	A	1000	50 x 10	inclusive	15990100-1
1591000150	1591010150	A	1500	60 x 12	inclusive	15990150-1
1591000200	1591010200	B	2000	70 x 15	inclusive	15990200-1
1591000300	1591010300	B	3000	100 x 16	inclusive	—
1591000400	1591010400	B	4000	120 x 18	inclusive	—
1591000500	1591010500	B	5000	140 x 20	inclusive	—

DIN 874 GG 2 INOX	DIN 874 GG 2	form				ART N° transport case
1592000050	1592010050	A	500	30 x 6	inclusive	15990050-2
1592000100	1592010100	A	1000	40 x 8	inclusive	15990100-2
1592000150	1592010150	A	1500	50 x 10	inclusive	15990150-2
1592000200	1592010200	A	2000	60 x 12	inclusive	15990200-2
1592000300	1592010300	A	3000	80 x 15	inclusive	—
1592000400	1592010400	B	4000	100 x 16	inclusive	—

Precision Straight Edge

DIN 874

- cross-section in I-form
- made of aluminium



characteristics and advantages compared to steel:

- very light, good handling, midsection lacquered
- high accuracy- and pliability-values
- HC-coated and compressed, coating thickness $50\mu \pm 5\mu$
- high grade of abrasion resistance, high grade of corrosion resistance
- hardness 500 – 550 HV, top gliding, low thermal conductivity
- for grade 0 and 1 from 2000 mm with hand slots, grade 2 from up 2500 mm
- incl. calibration certificate

quality DIN 874 page 1, accuracy GG 0

quality DIN 874 page 1, accuracy GG 1

quality DIN 874 page 1, accuracy GG 2

DIN

CC

ART NO			CC	ART NO
DIN 874 GG 0				transport case
1593000050	500	60 x 12	inclusive	15991050
1593000100	1000	60 x 12	inclusive	15991100
1593000150	1500	100 x 15	inclusive	15991150
1593000200	2000	100 x 15	inclusive	15991200
1593000250	2500	100 x 15	inclusive	15991250
1593000300	3000	150 x 20	inclusive	—
1593000400	4000	150 x 20	inclusive	—
1593000500	5000	150 x 20	inclusive	—
DIN 874 GG 1				
1593010050	500	60 x 12	inclusive	15991050
1593010100	1000	60 x 12	inclusive	15991100
1593010150	1500	100 x 15	inclusive	15991150
1593010200	2000	100 x 15	inclusive	15991200
1593010250	2500	100 x 15	inclusive	15991250
1593010300	3000	150 x 20	inclusive	—
1593010400	4000	150 x 20	inclusive	—
1593010500	5000	150 x 20	inclusive	—
1593010600	6000	150 x 20	inclusive	—
DIN 874 GG 2				
1593020050	500	60 x 12	inclusive	15991050
1593020100	1000	60 x 12	inclusive	15991100
1593020150	1500	60 x 12	inclusive	15991150
1593020200	2000	60 x 12	inclusive	15991200
1593020250	2500	100 x 15	inclusive	15991250
1593020300	3000	100 x 15	inclusive	—
1593020400	4000	100 x 15	inclusive	—
1593020500	5000	150 x 20	inclusive	—
1593020600	6000	150 x 20	inclusive	—

Precision Graduated Straight Edges

Precision Graduated Straight Edge

DIN 866

Quality DIN 866 form A

- mm graduation on bottom edge
- 5 mm protection space on both ends
- flat side finely ground
- vertical edges finely ground, can be used as a rule
- stainless or carbon steel quality available

form A

ART N° 1691000050




Quality DIN 866 form B

- mm graduation on bottom edge
- without protection-space end, at left side
- flat side ground
- vertical edges ground
- stainless or carbon steel quality available

form B

ART N° 1692000050



DIN

ART N°	ART N°				ART N° transport case
DIN 866 / A INOX	DIN 866 / A				
1691000050	1691010050	500	30 x 6	on request	1699050-A
1691000100	1691010100	1000	40 x 8	on request	1699100-A
1691000150	1691010150	1500	40 x 8	—	1699150-A
1691000200	1691010200	2000	50 x 10	—	1699200-A
1691000300	1691010300	3000	50 x 10	—	—
1691000400	1691010400	4000	60 x 12	—	—
1691000500	1691010500	5000	70 x 15	—	—
DIN 866 / B INOX	DIN 866 / B				
1692000050	1692010050	500	25 x 5	on request	1699050-B
1692000100	1692010100	1000	30 x 6	on request	1699100-B
1692000150	1692010150	1500	30 x 6	—	1699150-B
1692000200	1692010200	2000	40 x 8	—	1699200-B
1692000300	1692010300	3000	40 x 8	—	—
1692000400	1692010400	4000	50 x 10	—	—
1692000500	1692010500	5000	60 x 12	—	—

Tolerances according to DIN 866

total length graduation mm	500	1000	1500	2000	3000	4000	5000
tolerance (mm) form A	0.04	0.04	0.06	0.06	0.08	0.10	0.12
tolerance (mm) form B	0.10	0.10	0.15	0.15	0.20	0.25	0.30

Straight Edges with bevel

Straight Edge with bevel

- for simple workshop use
- made of steel
- chromed version
- type A = without graduation, type B = with mm graduation
- graduation black etched, bevel edge matt chrome finish

type A **ART N°** 1794200030



type B **ART N°** 1794300030



ART N° type A	ART N° type B	mm	mm
1794200030	1794300030	300	40 x 5
1794200040	1794300040	400	40 x 5
1794200050	1794300050	500	40 x 5
1794200080	1794300080	800	40 x 5
1794200100	1794300100	1000	40 x 5
1794200150	1794300150	1500	40 x 5
1794200200	1794300200	2000	40 x 5

Straight Edge with bevel

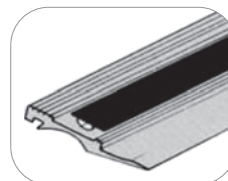

- for technicians
- made of hard aluminium, anodized quality
- anodised quality
- with black printed mm graduation and cm numbering



ART N°	mm	mm
1795300030	300	50 x 5
1795300060	600	50 x 5
1795300100	1000	50 x 5
1795300180	1800	50 x 5

Straight Edge with bevel

- e.g. for school, education, DIY and craftsmen
- made of hard aluminium, anodized quality
- with mm graduation, printed
- backside covered with anti-slip foam rubber



ART N°	mm	mm
1796300030	300	35 x 3.5
1796300060	600	35 x 3.5
1796300100	1000	35 x 3.5

Digital Distance and Positioning Measurement Systems

MASTER-LINE® Digital Distance and Positioning Measuring System incl. VGA Camera with Zoom Factor • IP54

- electronic unit and LCD fixed on the sliding parts
- stainless steel, hardened rail
- feet with magnet inserts, rubber caps (non-slip) and positioning arrows
- large color display with crosshair and zoom function
- LED light units with 4x white and 4x UV / black light, switchable

Elektronic

- large LCD with clear reading, digit height 14 mm
- On/Off switch, zero setting at any position, data hold function
- Preset, Origin switch
- unit switchable in mm/inch
- data transfer via WiFi or Bluetooth®
- incl. 2x 3 V battery (type CR 2032, art. no.: 90112), with operation manual

Camera (art. no. 601251)

- VGA camera sensor, Camera rechargeable
- focus manually adjustable via handwheel
- 10x zoom function (10 % steps)
- 3.5" colour display, 720 pixels
- video format AVI, photo format JPG
- Mini USB port for charging cable
- Mini SD card slot
- incl. Micro SD card, 4 GB
- incl. Micro SD card adapter for transfer to PC

Option

- transmitter and receiver for wireless communication as a set, art. no.: 2040101, see page 272



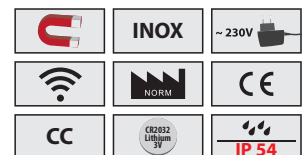
LED lighting units

- 4x white light
- 4x UV/black light
- switchable

VGA camera



Option
art. no.: 2040101,
2023106 and 209000



ART NO	mm / inch	mm / inch	mm	mm	total length mm	CC
103052	135 / 5	0.01 / 0.0005	0.01	0.03	275	inclusive
103053	185 / 7	0.01 / 0.0005	0.01	0.03	325	inclusive
103054	285 / 11	0.01 / 0.0005	0.01	0.03	425	inclusive
103055	480 / 18	0.01 / 0.0005	0.01	0.04	625	inclusive

Digital Distance and Positioning Measuring System

MASTER-LINE® Digital Distance and Positioning Measuring System incl. VGA Camera with Zoom Factor • IP40

- electronic unit and LCD fixed on the sliding parts
- extremely hardened rail made of aluminium
- feet with rubber caps (non-slip)
- large colour display with crosshair and zoom function
- LED light units with 4x white and 4x UV / black light, switchable

Elektronic

- large LCD with clear reading, digit height 14 mm
- On/Off switch, zero setting at any position, data hold function
- Preset, Origin switch
- unit switchable in mm/inch
- data transfer via WiFi or Bluetooth®
- incl. 2x 3 V battery (type CR 2032, art. no.: 90112), with operation manual

Camera (art. no. 601251)

- VGA camera sensor, camera rechargeable
- focus manually adjustable via hand wheel
- 10x zoom function (10 % steps)
- 3,5" colour display, 720 pixels
- video format AVI, photo format JPG
- Mini USB port for charging cable
- Mini SD card slot
- incl. Micro SD card, 4 GB
- incl. Micro SD card adapter for transfer to PC

Options

- data transfer via WiFi, art. no.: 2040101
- data transfer via Bluetooth®, art. no.: 2023106 + 209000, see page 272




LED lighting units

- 4x white light
- 4x UV/black light
- switchable

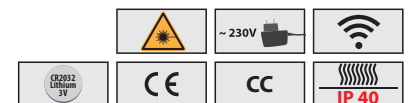

VGA camera



bottom



extremely hardened rail made of aluminium



ART NO	mm / inch	mm / inch	1 mW	mm	max. mm	total length mm	CC
102806	600 / 24	0.01 / 0.0005	1 mW	0.01	0.05	920	inclusive
102807	1000 / 40	0.01 / 0.0005	1 mW	0.01	0.06	1320	inclusive
102808	1500 / 60	0.01 / 0.0005	1 mW	0.01	0.10	1800	inclusive

Digital Measuring Magnifiers

Digital Measuring Magnifier

- with parallax-free reading
- large colour display with scaling
- each LED light unit with 4x UV/black light and 4x white light, switchable


- VGA camera sensor, camera rechargeable
- focus manually adjustable via hand wheel
- 3.5" colour display, 720 pixels
- video format AVI, photo format JPG
- Mini-USB port for charging cable
- Mini SD card slot
- incl. Micro SD card, 4 GB
- incl. Micro SD card adapter for transfer to PC

Suitable for professional applications

- printing and circuit board industry
- tool and mechanical engineering
- textile manufacturing
- facade and window construction
- automotive industry
- building appraisal
- and many other technical applications

Option

- accessories: Stand, art. no.: 601255



display



Option: Stand
art. no.: 601255



LED lighting units

- 4x white light
- 4x UV/black light
- switchable

VGA camera



bottom



ART NO	mm / inch	mm	height in mm
601250	3 – 0 – 3	0.10	160
Option: Stand			
601255	—	—	170

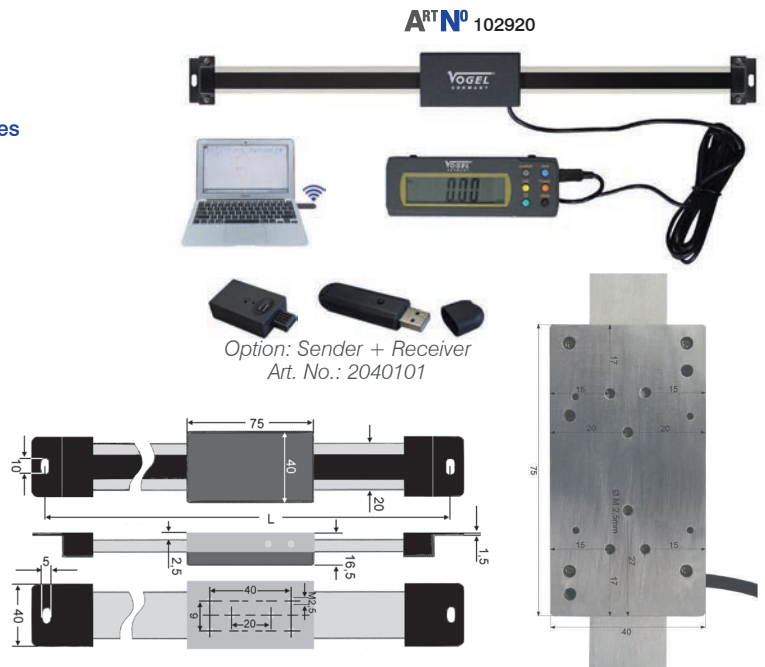
Electr. Digital Scale • IP67 (only scale)

- for horizontal and vertical use
- stainless steel, hardened rail
- with electronic unit and separate LCD display
- for mounting on machine tools, milling-, drilling machines and for many other purposes
- with data output, top model (connectivity also for Digimatic measuring devices)

- large LCD display with clear reading, digit height 18 mm
- rugged plastic housing, with built-in magnet on the backside
- incl. fixture for wall mounting of the LCD display, with accessories
- flexible application, in horizontal and vertical position
- expandable with additional electronic units and LCD displays
- On/Off switch, zero setting at any position, data hold function
- Preset-, Origin-, ABS / INC button
- unit switchable in mm/inch/fraction in inch
- incl. 2x 3 V battery (type CR2032, art. no.: 90112), with operation manual

Options

- data box with USB port, art. no.: 2420194
- footswitch for data box, art. no.: 209011
- transmitter and receiver for wireless communication as set, art. no.: 2040101, see page 272



ART No	mm / inch	mm / inch	mm	mm	L mm	CC
102920	150 / 6	0.01 / 0.0005	0.01	0.06	284	on request
102921	200 / 8	0.01 / 0.0005	0.01	0.08	334	on request
102922	300 / 16	0.01 / 0.0005	0.01	0.10	436	on request
102923	600 / 24	0.01 / 0.0005	0.01	0.15	735	on request
102924	1000 / 40	0.01 / 0.0005	0.01	0.20	1135	on request

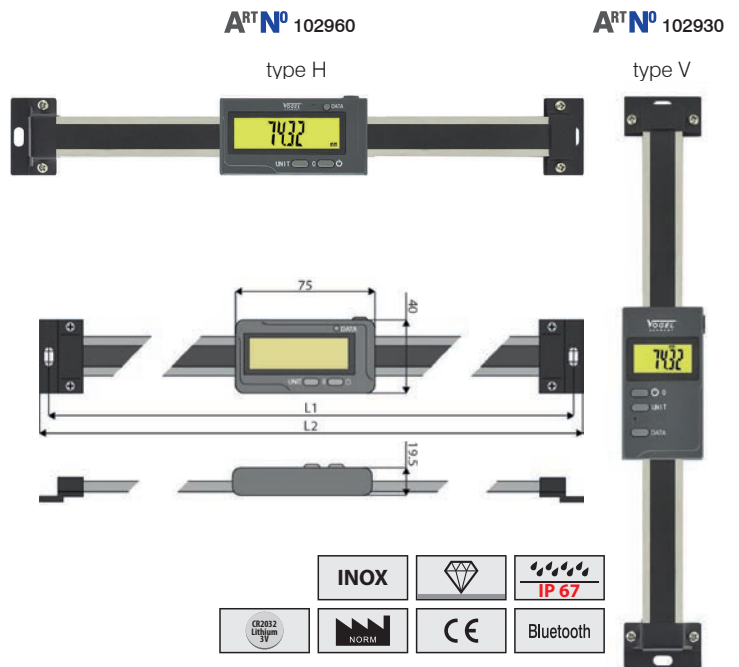
Electr. Digital Scale • IP67

- in horizontal and vertical version
- stainless steel, hardened rail
- with LCD display on the rail
- for mounting on machine tools, milling-, drilling machines and for many other purposes
- with integrated Bluetooth® technology

- large LCD display with clear reading, digit height 10 mm
- flexible application, in horizontal and vertical position
- On/Off switch
- zero setting at any position
- unit switchable in mm/inch
- incl. 1x 3 V battery (type CR2032, art. no.: 90112), with operation manual

Option

- data transfer via Bluetooth®, art. no.: 2023106, see page 272



ART No	ART No	mm / inch	mm / inch	mm	mm	L 1 mm	L 2 mm	CC
type H	type V							
102960	102930	150 / 6	0.01 / 0.0005	0.01	0.02	277	286	on request
102961	102931	200 / 8	0.01 / 0.0005	0.01	0.03	317	326	on request
102962	102932	300 / 12	0.01 / 0.0005	0.01	0.03	417	426	on request
102963	102933	500 / 20	0.01 / 0.0005	0.01	0.05	637	646	on request
102964	102934	1000 / 40	0.01 / 0.0005	0.01	0.06	1137	1146	on request

Pocket Measuring Tapes

Pocket Measuring Tapes

tolerance class II acc. to MID

- exceptional tape stability
 - suitable for craftsmen and industry
 - ergonomic design, lies save and non slip in your hand
 - in a practical sales box, including hanging cards
- rugged and rubber covered housing with stainless metal clip and lanyard
 - yellow coated blade, high rubb-off resistant and kink resistant
 - self adjusting end-hook, with magnetic dots
 - long-life spring made of special steel, automatic blade return and blade stop
 - black/red figures, black scale
 - with two-point magnetic fixing



ART NO	Package quantity Piece		 ± mm	 mm		 mm
graduation in mm						
141003-24	24	3 m	0.90	16	65 x 65 x 35	1400
141005-12	12	5 m	1.30	19	65 x 73 x 35	1750
141008-12	12	8 m	1.80	25	80 x 85 x 40	2100
141010-12	12	10 m	1.80	25	80 x 85 x 40	2100
graduation in mm/inch						
141103	1	3 m / 122 inch	0.90	16	65 x 65 x 35	1400
141105	1	5 m / 197 inch	1.30	19	65 x 73 x 35	1750
141108	1	8 m / 315 inch	1.80	25	80 x 85 x 40	2100

Pocket Measuring Tapes, in stainless steel metal housing

tolerance class II acc. to MID

- exceptional tape stability
- ergonomic design, lies save and non slip in your hand
- with graduation on front- and backside,
backside with crosswise graduation for comfortable vertical reading
- autom. blade-stop
- in a practical sales box, including hanging cards

- rugged and rubber covered housing, with stainless metal clip and lanyard
- yellow coated blade, high rubb-off resistant and kink resistant
- self adjusting end-hook, with magnetic dots
- long-life spring made of special steel, automatic blade return and blade stop
- black/red figures, black scale
- with two-point magnetic fixing



ART NO	Package quantity Piece		 ± mm	 mm		 mm
141403-12	12	3	0.90	19	80 x 75 x 35	1750
141405-12	12	5	1.30	25	80 x 75 x 42	2100
141408-12	12	8	1.80	25	80 x 75 x 42	2100

Electr. Digital Measuring Tape

- exceptional tape stability
- LCD display with clear digits
- weatherproof housing
- lies save and non slip in your hand
- rugged and rubber covered housing with stainless metal clip and lanyard
- yellow coated blade, high rubb-off resistant
- self adjusting end-hook, automatic blade return and blade stop
- adjustable readout in display from either side of the housing, mm/inch switchable
- black/red figures, black graduation, no holes punched in the blade
- zero setting at any position, with data hold function, On/Off button
- incl. 1x 3 V battery (type CR2032, art. no.: 90112), and operation manual



ART NO	mm / inch	cm	± mm	mm	mm	mm	CC
140105	5 m / 16 ft	0.1	1.5	19	75 x 70 x 32	1700	on request

Pocket Measuring Tape with Laser Distance Meter

tolerance class II acc. to MID

- exceptional tape stability
- only suitable for indoor use
- nylon-wrapped, black tape, extremely scratch resistant and kink resistant
- sliding hook, for internal and external measurement
- long-life spring made of special steel
- automatic blade return and blade stop
- white/red figures, white scale
- scaling on both sides in mm/cm





Laser Distance Meter

- the instrument measures distance, area and volume
- indirect measuring for height measuring
- calculation of angles and triangular areas, trapezoidal faces and much more
- measuring range 0 – 30 m, reading 0,001 m
- max. total accuracy ± 1,5 mm, laser wavelength 19 nm
- „low-battery display“
- measuring in meter, inch or engl. feet, measurement speed 0.5 sec.
- autom. power off: after ~20 sec.
- operation temperature -10 °C ~ +40 °C, storage temperature -20 °C ~ +60 °C
- user-friendly rubber buttons, sound signal by pressing the buttons
- laser class II, FCC test part 15, EN 60825-1:2007 and others
- laser parameter 620 – 660 nm, output max.1 mW
- with 3.7 V Li-Ion rechargeable battery, incl. charger 5 V AC and operation manual



display on the backside



ART NO	mm / inch	m	± mm	mm	mm	mm	CC
140108	5 m / 16ft	0.001	1.5	19	65 x 4.30 x 65	1700	on request



Steel Measuring Tapes and Wood Folding Rules

Steel Measuring Tapes

- e.g. for machine industry, workbenches, etc.
- polyamid coated
- adhesive
- wear off resistant and non corrosive graduation



Other length and graduations are available on request!

ART N°	 mm	
graduation from left to right		
1211310100	1000	13 x 0.5
1211310200	2000	13 x 0.5
1211310300	3000	13 x 0.5
1211310400	4000	13 x 0.5
1211310500	5000	13 x 0.5
1211310600	6000	13 x 0.5
graduation from right to left		
1211410100	1000	13 x 0.5
1211410200	2000	13 x 0.5
1211410300	3000	13 x 0.5
1211410400	4000	13 x 0.5
1211410500	5000	13 x 0.5
1211410600	6000	13 x 0.5

Wood Folding Rule

acc. to tolerance class III, CE

- surface coated with a water repellent, environmentally friendly UV-finish
- absolutely professional top tool, extremely sturdy and durable

- with double mm graduation on front and back
- with 10 links, closely spaced fins, fitting springs back
- with standard angle imprint at the 2nd link
- assembled with special 3 mm rivets
- precise 90° angle locking and ruler function
- optimal leverage and handy to use



Other colours or advertising print are available on request!



Example illustration: Wood Folding Rule with advertising print

Example illustration: Wood Folding Rule in different colours



ART N°	 mm / inch	colour	 each link	 L x W in total	number of links
1312010200	2000 / 78.74	white	3.20 x 16	235 x 35	10

Measuring Tapes in Light Metal Frames

Measuring tapes in a light metal diagonal frame

acc. to tolerance class II

- product for highest demands

- in a robust and rigid light metal frame
- ergonomic handle
- crank core with metal shaft, ensures fatigue-free measurement work
- lasting ease of the tape when rolling in and out
- with different beginnings for the tabs
- measuring tape made of steel, painted white, with black figures
- graduation and numbering through transparent lacquer protected against abrasion
- graduation in mm, one side

ART N° 143201



Beginning of tape

type A



type B



type C



ART N°	type	m	mm
143201	type A	10	13
143202		20	13
143203		30	13
143204		50	13
143205	type B	10	13
143206		20	13
143207		30	13
143208		50	13
143209	type C	10	13
143210		20	13
143211		30	13
143212		50	13

Measuring tapes in a light metal triangle frame

acc. to tolerance class II

- product for highest demands

- in a robust and rigid light metal frame
- ergonomic handle
- crank with metal shaft, ensures fatigue-free measurement work
- lasting ease of the tape when rolling in and out
- with different beginnings for the tabs
- measuring tape made of steel, painted white, with black figures
- graduation and numbering through transparent lacquer protected against abrasion
- graduation in mm, one side

ART N° 143301



Beginning of tape

type A



type B



type C



ART N°	type	m	mm
143301	type A	10	13
143302		20	13
143303		30	13
143304		50	13
143305	type B	10	13
143306		20	13
143307		30	13
143308		50	13
143309	type C	10	13
143310		20	13
143311		30	13
143312		50	13

Measuring Tapes in a Platal Capsule

Measuring Tapes in a light PVC coated steel case

acc. to tolerance class II

• product for highest demands

- in a robust and PVC coated steel case
- crank core with metal shaft, ensures fatigue-free measurement work
- Lasting ease of the tape when rolling in and out
- with different beginnings for the tabs
- Measuring tape made of steel, painted white, with black figures
- graduation and numbering through transparent lacquer protected against abrasion
- graduation in mm, one side

ART N° 143101



Beginning of tape

type A





type B



type C



ART N°	type	 m	 mm
143101	type A	10	13
143102		20	13
143103		30	13
143104		50	13
143105	type B	10	13
143106		20	13
143107		30	13
143108		50	13
143109	type C	10	13
143110		20	13
143111		30	13
143112		50	13



Send us a
partnership request



Complete catalogue
assortment searchable
on OXOMI.com

Tank Dipping Tapes of stainless steel

acc. to tolerance class II

- tolerance class II, $\pm a + bL$
(a = 0,3mm, b = 0,2 mm, L = length in m)
- available on request:
tolerance class I, $\pm a + bL$
(a = 0,1mm, b = 0,1 mm, L = length in m)
- strong frame of anodised light metal with oblique handle
- strong foldable winding arm of anodised light metal
- winding drum of durable plastic
- bright graduation and figures, on dark background
- graduation in mm, one side

Tension

- the tension force of the tape is in accordance with the weight of the dip weight
(indicate when ordering for which dip weight the tapes should be used)


Options

- type plumb U, art. no.:143601
- type plumb D, art. no.:143602

Dipping Tapes dimensions for other applications on request!


Beginning of tape

type U



steel, high etched

type D



stainless steel, high etched

ART N° 143601



plumb type U

- material stainless steel
- weight is attached by a swivel hook
- graduated one side only
- cylindrical with flat bottom
- 121 mm long, \varnothing 25 mm
- graduation: mm
- weight: 400 g

ART N° 143501



plumb type U

ART N° 143511



plumb type D



ART N° 143602



plumb type D

- material brass
- weight is attached by a swivel hook
- graduated one side only
- cylindrical with tip
- 171 mm long, \varnothing 22 mm
- graduation: mm
- weight: 400 g

II

ART N°	plumb type	 m	 mm
143501	U	10	13 x 0.2
143502		20	13 x 0.2
143503		30	13 x 0.2
143504		50	13 x 0.2
143511	D	10	13 x 0.2
143512		20	13 x 0.2
143513		30	13 x 0.2
143514		50	13 x 0.2

Electr. Digital Measuring Wheels

Electr. Digital Measuring Wheel • IP51

- lightweight construction made of black lacquered steel
- rugged foldable construction, for outdoor use, with battery
- large LCD display, 12 mm height of digits, with backlight
- dust- and drop-water resistant key panel
- On/Off-button, autom. shut-off after approx. 3 min.
- "Smart Wheel"-function (autom. includes wheel-diameter for accurate wall-to-wall measurements)
- Start/Stop Mode, prevents accidental measurements
- HOLD function, memory function, reset button
- reading in Meter / Feet / Yard / m² / feet² / yard² / m³ / feet³ / yard³
- plastic made measuring wheel with rubber cover and stand for parking
- area of application from up -10 °C ~ +60 °C, handle made of ABS plastic
- incl. 4x 1.5 V battery (type AAA, art. no.: 90002), with operation manual







measuring wheel folded



operation panel



ART N°	 m / ft	 m	 max. ± %	measuring wheel ø mm	 mm
140210	999.999 / 999.999.9	0.10	0.5	318	1122 x 318 x 85

Follow us on Facebook.

Never miss any news about our products, promotions and offers.



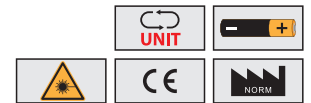
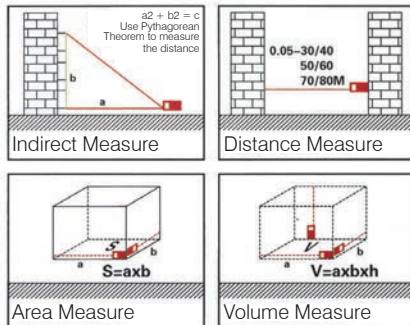
Any questions?
We are pleased to advise.

facebook.com/VogelGermany

Laser Distance Meter

- the instrument measures distance, area and volume
- distances can be added or subtracted
- indirect measuring for height measuring
- calculation of angles and triangular areas, trapezoidal faces and much more
- Pythagoras-Function 1: calculation of distance using two related measurements
- Pythagoras-Function 2: calculation of distance using three related measurements

- „low-battery-display“, with backlight, memory function for 20 measurements
- measuring in meter, inch or engl. feet switchable, measurement speed 0.1 ~ 4 sec.
- autom. power off: laser beam after ~15 sec., device after ~120 sec.
- operation temperature -10 °C ~ +40 °C, storage temperature -20 °C ~ +65 °C
- user-friendly rubber buttons, sound signal by pressing the buttons
- laser class II, FCC test (part 15), EN 60825-1:2007
- laser parameter 620 – 670 nm, output max.1 mW
- incl. 2x 1.5 V battery (type AAA, art. no.: 90002) and operation manual

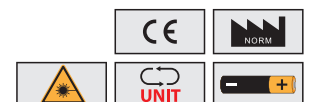

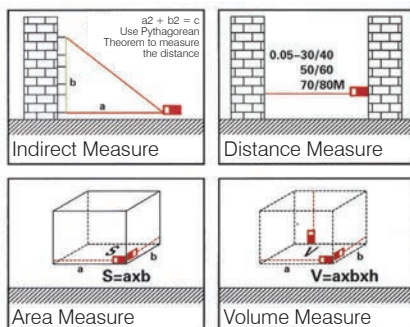


ART NO	m	m	mm	nm	W mW	mm	CC
140134	0.5 – 100	0.001	3	620 ~ 670	max. 1	120 x 56 x 27	on request

Laser Distance Meter

- the instrument measures distance, area and volume
- distances can be added or subtracted
- indirect measuring for height measuring
- calculation of angles and triangular areas, trapezoidal faces and much more
- Pythagoras-Function 1: calculation of distance using two related measurements
- Pythagoras-Function 2: calculation of distance using three related measurements
- angle sensor 0° – 150°

- „low-battery-display“, with backlight, memory function for 50 measurements
- measuring in meter, inch or engl. feet switchable, measurement speed 0,5 sec.
- autom. power off: laser beam after ~ 30 sec., device after ~ 180 sec.
- operation temperature -10 °C ~ +40 °C, storage temperature -20 °C ~ +65 °C
- user-friendly rubber buttons, sound signal by pressing the buttons
- laser class II, FCC test (part 15), EN 60825-1:2007
- laser parameter 620 – 690 nm, output max. 1 mW
- incl. 2x 1.5 V battery (type AAA, art. no.: 90002) and operation manual























ART NO	m	m	mm	nm	W mW	mm	CC
140132	0.5 – 100	0.001	2	620 ~ 690	max. 1	117 x 52 x 27	on request



Calipers

Digital Calipers	53 – 61
Standard Digital Calipers	53 – 57
Special Digital Calipers	58
Digital Workshop Calipers	59 – 61
Analog Calipers	61 – 65
Vernier Calipers	61 – 63
Dial Calipers	63
Analog Workshop Calipers	64 – 65
Groove and Brake Disc Calipers	66 – 68
Digital Groove Calipers	66
Analog Groove Calipers	66
Digital Brake Disc Calipers	67
Analog Brake Disc Calipers	67
Analog Brake Drum Calipers	68
Depth Calipers	68 – 72
Digital Depth Calipers	68 – 70
Analog Depth Calipers	71
Digital Tread Depth Calipers	72
Height Calipers	72 – 74
Digital Height Calipers	72 – 73
Analog Height Calipers	74
Special Calipers and Sets	74 – 76
Digital Gear Teeth Calipers.....	74
Brass Button Gauges	75
Measuring Tool Sets	76

Image Directory • Calipers

				
Page 53	Page 53	Page 54	Page 54	Page 55
				
Page 55	Page 55	Page 56	Page 56	Page 56
				
Page 57	Page 57	Page 57	Page 57	Page 58
				
Page 58	Page 58	Page 59	Page 59	Page 60
				
Page 60	Page 60	Page 60	Page 61	Page 61
				
Page 61	Page 62	Page 62	Page 62	Page 62
				
Page 62	Page 63	Page 63	Page 63	Page 63




































				
Page 63	Page 64	Page 64	Page 65	Page 65
				
Page 66	Page 66	Page 66	Page 67	Page 67
				
Page 67	Page 67	Page 68	Page 68	Page 68
				
Page 68	Page 68	Page 69	Page 69	Page 69
				
Page 69	Page 69	Page 70	Page 70	Page 71
				
Page 71	Page 71	Page 71	Page 71	Page 72
				
Page 72	Page 72	Page 73	Page 73	Page 74



Image Directory • Calipers

				
Page 74	Page 74	Page 75	Page 75	Page 75
				
Page 75	Page 76	Page 76	Page 76	Page 76

Standard Digital Calipers

Sylvac • Ultra-light Caliper UL4 • IP67

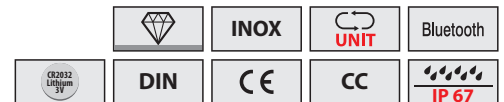
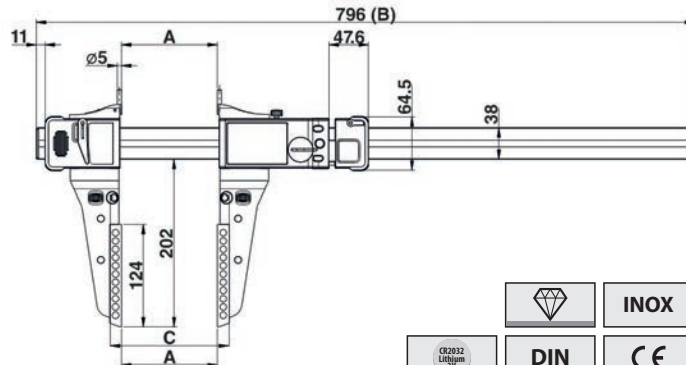
DIN 862

- with integrated Bluetooth® technology

- ultra light caliper for external and internal measurements
- new series with extra large display, digit height 20 mm
- aluminium beam reinforced by four stainless steel rods
- long jaws 200 mm coated with titanium
- new carbide upper internal tips
- measuring force applied control
- mm/inch switchable
- incl. 1x 3 V battery (type CR2032, art. no.: 90112), with operation manual

Options

- data transfer via cable, Proximity – USB, art. no.: 2023101
- data transfer via cable, Proximity – RS 232, art. no.: 2023100
- data transfer via Bluetooth®, art. no.: 2023106S




ART No	mm / inch	mm / inch	mm	max. mm	mm	A mm	B mm
200950	400 / 16	0.01 / 0.0005	0.02	0.03	202	0 – 478	796
200951	600 / 24	0.01 / 0.0005	0.02	0.04	202	0 – 683	1001
200952	1000 / 40	0.01 / 0.0005	0.02	0.05	202	0 – 1093	1411
200953	1500 / 60	0.01 / 0.0005	0.02	0.09	202	0 – 1608	1926
200954	2000 / 80	0.01 / 0.0005	0.03	0.12	202	0 – 2123	2441
200955	2500 / 100	0.01 / 0.0005	0.03	0.15	202	0 – 2638	2956
200956	3000 / 120	0.01 / 0.0005	0.03	0.20	202	0 – 3153	3471

Sylvac • Caliper S_Cal EVO STANDARD • IP67

DIN 862

- professional standard caliper

- new extra-large display
- without data output
- water and coolant resistant, protection class IP67
- automatic switch-on by moving the slide (absolute system S.I.S.)
- switching to economy mode after 20 minutes of inactivity
- storage of the position in economy mode
- mechanics made of stainless steel, hardened and lapped
- mm/inch switchable
- incl. 1x 3 V battery (type CR2032, art. no.: 90112), with operation manual




ART No	mm / inch	mm / inch	mm	max. mm	mm	mm	mm	CC
202195	150 / 6	0.01 / 0.0005	0.01	0.02	40	16	flat	on request
202196	200 / 8	0.01 / 0.0005	0.01	0.03	50	19	flat	on request
202197	300 / 12	0.01 / 0.0005	0.01	0.03	64	19	—	on request

Standard Digital Calipers

“Absolute“ Electr. Digital Caliper • IP67

DIN 876

- professional standard caliper
- with metal housing and metal function buttons
- water- a. coolant proof acc. to DIN 40050 / IEC 60529
- without data output
- sturdy quality, stainless steel, hardened
- large LCD display with clear reading, 9 mm digit height
- jaws finely ground and lapped
- On/Off button, autom. shutdown, with ABS/INC measuring system
- With locking screw, with screwed battery compartment cover
- mm/inch switchable, zero setting at any position
- incl. 1x 3 V battery (type CR1632, art.-no.: 90101), with operation manual



ART NO	mm / inch	mm / inch	mm	max. mm	mm	mm	mm	flat	CC
202130-2	150 / 6	0.01 / 0.0005	0.01	0.03	40	16	flat	on request	
202131-2	200 / 8	0.01 / 0.0005	0.01	0.03	50	19.5	flat	on request	
202132-2	300 / 12	0.01 / 0.0005	0.01	0.03	60	20.5	flat	on request	

“Absolute“ Electr. Digital Caliper • IP54

DIN 862

- professional standard caliper
- with optical tolerance alarm by LED signal
- with glass rail for more accuracy
- with data output (micro USB)
- spray water proof acc. to DIN 40050 / IEC 60529
- sturdy quality, stainless steel, hardened
- large LCD display with clear reading, 9 mm digit height
- jaws finely ground and lapped, with fixing screw
- with PRESET/ORIGIN/ABS/INC-system
- On/Off button, autom. power off
- mm/inch switchable, zero setting at any position
- incl. 2x 3 V battery (type CR2032, art.-no.: 90112), with operation manual



Options

- data transfer via cable, art.-no.: 3420195, see page 272
- data transfer via WiFi, art.-no.: 2040102, see page 272
- data transfer via Bluetooth®, art.-no.: 209009, see page 272

ART NO	mm / inch	mm / inch	mm	max. mm	mm	mm	mm	flat	CC
202180	150 / 6	0.01 / 0.0005	0.01	0.02	40	16	flat	on request	
202181	200 / 8	0.01 / 0.0005	0.01	0.03	50	19.5	flat	on request	
202182	300 / 12	0.01 / 0.0005	0.01	0.03	60	20.5	flat	on request	

Explore our
Website.

www.vogel-germany.de



VOGEL
GERMANY

Any questions?

We are pleased to advise.

Standard Digital Calipers

Electr. Digital Caliper • IP67

DIN 862

- professional standard caliper
- water and coolant proof acc. to DIN 40050 / IEC 60529
- with integrated Bluetooth® technology (max. 5m distance)

- mechanic parts stainless, hardened steel
- large LCD display with clear reading, digit height 13 mm
- measuring jaws finely ground and lapped
- On/Off-button, with fixing screw, with thumbroll
- mm/inch switchable, zero-setting at any position
- incl. 2x 3 V battery (type CR2032, art. no. 90112), with operation manual

Option

- data transfer via Bluetooth®, art. no.: 2023106, see page 272



ART NO	mm / inch	mm / inch	mm	max. mm	mm	mm	mm	flat	CC
202420-2	150 / 6	0.01 / 0.0005	0.01	0.02	40	16.5	flat	on request	
202421-2	200 / 8	0.01 / 0.0005	0.01	0.02	50	19.5	flat	on request	
202422-2	300 / 12	0.01 / 0.0005	0.01	0.03	60	20.5	flat	on request	

Electr. Digital Caliper • IP54

DIN 862

- standard caliper
- with glass rail for more accuracy
- spray water proof acc. to DIN 40050 / IEC 60529

- sturdy quality, stainless steel, hardened
- large LCD display with clear reading, 9 mm digit height
- jaws finely ground and lapped, with fixing screw
- On/Off button, with ABS/INC measuring system
- graduation in mm or inch, zero setting at any position
- incl. 1x 3 V battery (type CR2032, art. no. 90112), with operation manual



ART NO	mm / inch	mm / inch	mm	max. mm	mm	mm	mm	flat	CC
202160-2	150 / 6	0.01 / 0.0005	0.01	0.02	40	16	flat	on request	
202161-2	200 / 8	0.01 / 0.0005	0.01	0.03	50	19.5	flat	on request	
202162-2	300 / 12	0.01 / 0.0005	0.01	0.03	60	20.5	flat	on request	

Electr. Digital Caliper


DIN 862

- standard caliper
- with glass rail for more accuracy
- housing with metal cover and metal buttons
- with data output (mini USB)

- sturdy quality, stainless steel, hardened
- with or without thumbroll (included, for self installation)
- large LCD display with clear reading, 9 mm digit height
- jaws finely ground and lapped
- On/Off-button, with flat or round depth gauge
- mm/inch switchable, zero setting at any position
- incl. 1x 3 V battery (type CR2032, art. no.: 90112), with operation manual

Option

- data transfer via cable, art. no.: 209001, see page 272



ART NO	mm / inch	mm / inch	mm	max. mm	mm	mm	mm	flat	round	CC
202040-3	150 / 6	0.01 / 0.0005	0.01	0.02	40	16.5	flat	on request		
202041-3	200 / 8	0.01 / 0.0005	0.01	0.03	50	19.5	flat	on request		
202042-3	300 / 12	0.01 / 0.0005	0.01	0.03	60	20.5	flat	on request		
202043-3	150 / 6	0.01 / 0.0005	0.01	0.02	40	16.5	round	on request		


Standard Digital Calipers

Electr. Digital Caliper

DIN 862

- standard caliper
- with extrem large LCD display

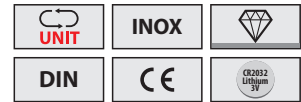
- mechanic parts stainless steel, hardened
- large LCD display with clear reading, digit height 15 mm
- measuring jaws finely ground and lapped
- On/Off-button, with fixing screw
- mm/inch/frac in inch switchable, Zero-setting at any position
- incl. 1x 3 V battery (type CR2032, art. no.: 90112), with operation manual



with removeable thumbroll



display with fraction number in inch




ART No	mm / inch	mm / inch	mm	mm	mm	mm	mm	CC
202011-3	150 / 6	0.01 / 0.0005	0.01	0.03	40	16.5	flat	on request
202012-3	200 / 8	0.01 / 0.0005	0.01	0.03	50	19.5	flat	on request
202013-3	300 / 12	0.01 / 0.0005	0.01	0.04	60	20.5	flat	on request

Electr. Digital Caliper

DIN 862

- with metal housing and metal buttons

- sturdy quality, stainless steel, hardened
- large LCD display with clear reading, 8 mm digit height
- jaws finely ground and lapped, with fixing screw
- On/Off button
- mm/inch switchable, zero setting at any position
- incl. 2x 1.5 V battery (type LR44, art. no.: 90213), with operation manual



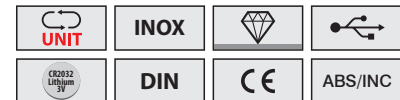

ART No	mm / inch	mm / inch	mm	mm	mm	mm	mm	CC
202140	100 / 4	0.01 / 0.0005	0.01	0.02	30.5	12.5	flat	on request

Electr. Digital Caliper

DIN 862

- with metal housing and metal buttons
- standard model for larger measuring range
- with data output (mini USB)

- sturdy quality, stainless steel, hardened
- large LCD display with clear reading, 9 mm digit height
- jaws finely ground and lapped, with fixing screw and fine adjustment
- On/Off button, with ABS/INC measuring system
- mm/inch switchable, zero setting at any position
- incl. 1x 3 V battery (type CR2032, art. no.: 90112), with operation manual



Option

- data transfer via cable, art. no. 209001, see page 272

ART No	mm / inch	mm / inch	mm	mm	mm	mm	CC
202065	400 / 16	0.01 / 0.0005	0.01	0.05	100	38	on request
202066	500 / 20	0.01 / 0.0005	0.01	0.05	100	38	on request
202067	600 / 24	0.01 / 0.0005	0.01	0.05	100	38	on request
202068	800 / 32	0.01 / 0.0005	0.01	0.06	125	51.5	on request
202069	1000 / 40	0.01 / 0.0005	0.01	0.07	125	51.5	on request

Standard Digital Calipers

Electr. Digital Caliper

DIN 862

- for left hand use
- stainless, hardened
- large LCD display with clear reading, 10 mm digit height
- jaws finely ground and lapped
- On/Off button, with flat depth gauge
- mm/inch switchable, zero setting at any position
- incl. 1x 1.5 V battery (type LR 44, art. no.: 90213), with operating manual



Option

- data transfer via cable, art. no.: 209001 see page 272



ART N°	mm / inch	mm / inch	mm	mm	mm	mm	mm
202037	150 / 6	0.01 / 0.0005	0.01	0.03	40	16.5	flat
202038	200 / 8	0.01 / 0.0005	0.01	0.03	50	19.5	flat

Electr. Digital Caliper

DIN 862

- made of carbon fiberglass, non-conductive and especially made for electronic and sensitive purposes, like food sector and automotive parts

- large LCD display with clear reading, 13 mm digit height
- autom. On/Off
- mm/inch switchable, zero setting at any position
- art. no. 202202 without depth gauge, made of carbon fiberglass
- art. no. 202203 with flat depth gauge, made of carbon fiberglass
- incl. 1x 1,5 V battery (type LR44, art. no.: 90213), with operation manual



ART N°	mm / inch	mm / inch	mm	mm	mm	mm	mm
202202	100 / 4	0.1 / 0.01	0.1	0.2	30	12	—
202203	150 / 6	0.1 / 0.01	0.1	0.2	40	16	flat

Electr. Digital Caliper

- for standard requirements
- mechanic in stainless steel, hardened
- with thumbroll

- large LCD display with clear reading, 13 mm high
- jaws finely ground and lapped, flat depth gauge
- On/Off button, mm/inch, zero setting at any position
- incl. 1x 1.5 V battery (type LR44, art. no.: 90213)



ART N°	mm / inch	mm / inch	mm	mm	mm	mm	mm
202002	150 / 6	0.01 / 0.0005	0.01	0.05	40	16	flat

You can't find the right caliper?
We are happy to help you to find a solution.

Special Digital Calipers

Electr. Digital Special Caliper

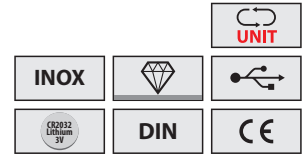
- to measure especially deep grooves
- with metal cover and metal button
- with data output (mini USB)
- sturdy quality, stainless steel, hardened
- with or without thumbroll (included, for self installation)
- large LCD display with clear reading, 9 mm digit height
- jaws finely ground and lapped
- On/Off button, with flat depth gauge
- mm/inch switchable, zero setting at any position
- incl. 1x 3 V battery (type CR2032, art. no.: 90112), with operation manual



with removeable thumbroll

Option

- data transfer via cable, art. no.: 209001, see page 272




ART N°									
202027	mm / inch 150 / 6	mm / inch 0.01 / 0.0005	mm 0.01	mm 0.04	mm 40	mm 45	flat	on request	

Accessories for Digital Calipers

- for many purposes
- 6 pairs of different probes
- 2 adapter pairs, different sizes
- with measuring force system (for permanent uniform pressure)
- for calipers up to 300 mm




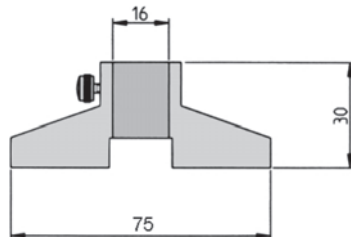
measuring force testing system



ART N°	description
209333	Accessories for Digital Calipers

Measuring Bridge

- for depth measuring
- for all pocket vernier calipers up to 200 mm
- stainless steel, hardened
- with fixing screw



ART N°	
2002092	mm 75

Electr. Digital Workshop Caliper

acc. to workshop grade

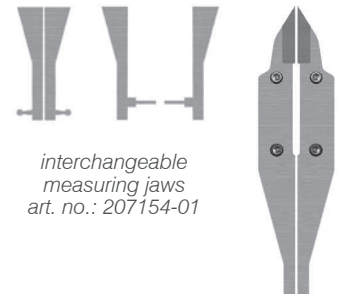
- modern design, lightweight model
- solid shape, made of anodized hard aluminium
- stainless, hardened jaws and Inside measuring approaches
- with two adjustable, exchangeable measuring jaws
- LCD display with clear reading, digit height 10 mm
- On/Off button, mm/inch switchable, „0“ setting at any position, ABS system
- for inside and outside measurements (PRESET)
- slides perfectly because of double-prismatic-lead
- slide rail made of oxide coated aluminium
- with measuring force limitation for permanent uniform pressure
- incl. 1x 3 V battery (type CR2032, art. no.: 90112), with operation manual

Options

- art. no. 207154-01: pair of measuring jaws, jaw length 90mm changeable, contact points at the lower ends, thread M2.5
- art. no. 207154-02: setting gauge
- art. no. 207154-03: holder for probes



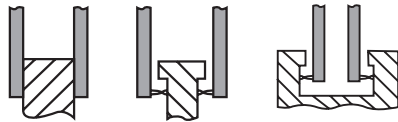
setting gauge
art. no.: 207154-02



interchangeable
measuring jaws
art. no.: 207154-01



holder for probes
art. no.: 207154-03



ART NO	mm / inch	mm / inch	mm	max. mm	mm	mm	mm	CC
207150	300 / 12	0.01 / 0.0005	0.01	0.04	90	35	10	on request
207151	500 / 20	0.01 / 0.0005	0.01	0.05	90	35	10	on request
207152	800 / 32	0.01 / 0.0005	0.01	0.06	90	35	10	on request
🚚 207153	1000 / 40	0.01 / 0.0005	0.01	0.06	90	35	10	on request

Electr. Digital Workshop Caliper

acc. to Workshop grade

- for simple workshop use
- modern design, lightweight model
- solid shape, made of anodized hard aluminium
- stainless, hardened jaws and Inside measuring approaches
- with two adjustable, exchangeable measuring jaws
- LCD display with clear reading, digit height 10 mm
- On/Off push button, mm/inch switchable, „0“ setting on each position, ABS system
- for inside and outside measurements (PRESET)
- perfectly sliding sliding parts thanks to plastic bearings double prism guide
- slide rail made of aluminium oxide coated
- with measuring force limitation for permanent uniform pressure
- incl. 1x 3 V battery (type CR2032, art. no.: 90112) with operation manual

Options

- art. no. 207159-0: pair of measuring jaws, jaw length 150 mm interchangeable, contact points at the lower ends, thread M2.5
- art. no. 207154-02: setting gauge
- art. no. 207154-03: holder for probes



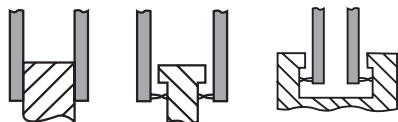
setting gauge
(art. no.: 207154-02)



Interchangeable
measuring jaws
(art. no.: 207159-01)



holder for probes
(art. no.: 207154-03)



ART NO	mm / inch	mm / inch	mm	max. mm	mm	mm	CC
🚚 207155	1500 / 60	0.01 / 0.0005	0.01	0.1	150	20	on request
🚚 207156	2000 / 80	0.01 / 0.0005	0.01	0.13	150	20	on request
🚚 207157	2500 / 100	0.01 / 0.0005	0.01	0.2	150	20	on request
🚚 207158	3000 / 120	0.01 / 0.0005	0.01	0.25	150	20	on request


Digital Workshop Calipers

Electr. Digital Workshop Caliper • IP66

acc. to workshop grade

- water and coolant proof acc. to DIN 40050 / IEC 60529

- stainless steel, hardened
- large LCD display with clear reading, digit height 11 mm
- jaws finely ground and lapped
- offset jaws for inside measurements
- On/Off button, automatic shutdown, mm/inch switchable
- zero setting at any position, with REL-, ABS- and PRESET-mode
- function buttons made of metal
- with fine adjustment, with or without knife points
- incl. 1x 3 V battery (type CR2032, art. no.: 90112), with operation manual



ART N°	mm / inch	mm / inch	mm	mm	mm	mm	ø mm	CC
207040	500 / 20	0.01 / 0.0005	0.01	0.06	100	56	20	on request
207041	500 / 20	0.01 / 0.0005	0.01	0.06	150	56	20	on request
207140	500 / 20	0.01 / 0.0005	0.01	0.06	100	—	20	on request
207141	500 / 20	0.01 / 0.0005	0.01	0.06	150	—	20	on request
207144	800 / 32	0.01 / 0.0005	0.01	0.07	150	—	20	on request
207145	800 / 32	0.01 / 0.0005	0.01	0.07	200	—	20	on request
207146	1000 / 40	0.01 / 0.0005	0.01	0.07	150	—	20	on request
207147	1000 / 40	0.01 / 0.0005	0.01	0.08	200	—	20	on request
207048	1000 / 40	0.01 / 0.0005	0.01	0.07	150	67	20	on request
207049	1000 / 40	0.01 / 0.0005	0.01	0.08	200	67	20	on request

„Absolute“ Electr. Digital Workshop Caliper • IP54


acc. to workshop grade

- water- and coolant proof acc. 40050 / IEC 60529

- large LCD display with clear reading, 11 mm digit height
- mechanic parts, stainless steel, hardened
- measuring jaws finely ground and lapped
- offset jaws for inside measurements
- with PRESET/ORIGIN/ABS/INC-system
- On/Off button, mm/inch switchable
- zero-setting at any position, DATA HOLD function
- with fine adjustment, with or without knife points
- incl. 2x 3 V batteries (type CR2032, art. no.: 90112), with operation manual

Options

- data transfer via cable, art. no.: 2420194, see page 272
- data transfer via WiFi, art. no.: 2040101, see page 272
- data transfer via Bluetooth®, art. no.: 2023106 + 209000, see page 272



ART N°	mm / inch	mm / inch	mm	mm	mm	mm	ø mm	CC
207030	300 / 12	0.01 / 0.0005	0.01	0.03	90	38	10	on request
207031	500 / 20	0.01 / 0.0005	0.01	0.05	150	60	20	on request
207032	1000 / 40	0.01 / 0.0005	0.01	0.06	150	63	20	on request
207130	300 / 12	0.01 / 0.0005	0.01	0.03	90	—	10	on request
207131	500 / 20	0.01 / 0.0005	0.01	0.05	150	—	20	on request
207132	1000 / 40	0.01 / 0.0005	0.01	0.06	150	—	20	on request

Digital Workshop and Pocket Vernier Calipers

Electr. Digital Workshop Caliper

acc. to workshop grade

- with two moveable, exchangeable jaws
- modern design, lightweight model, made of anodized hard aluminium
- stainless, hardened measuring jaws and tips
- jaws finely ground
- with two adjustable, exchangeable measuring jaws
- LCD display with clear reading, digit height 10 mm
- On/Off button, mm/inch switchable, zero setting at any position
- slides perfectly because of double-prismatic-lead
- rail and electronic housing made of anodized aluminium
- incl. 1x 1.5 V battery (type LR44, art.-no. 90213), with operation manual

Options

- art.-no. 200891: measuring jaw-pair, jaw length 125 mm, exchangeable
- art.-no. 200892: measuring jaw-pair, jaw length 150 mm, exchangeable



two moveable jaws for measurements in inaccessible places



measuring jaw-pair




ART N°	mm / inch	mm / inch	mm	max. mm	mm	mm	ø mm	CC
200880	300 / 12	0.01 / 0.0005	0.01	0.04	90	40	10	on request
200881	500 / 20	0.01 / 0.0005	0.01	0.05	90	40	10	on request
200882	800 / 32	0.01 / 0.0005	0.01	0.06	90	40	10	on request

Pocket Vernier Caliper

DIN 862

standard caliper

- stainless steel, hardened
- reading in mm/inch, scale laser engraved
- reading satin chrome finish
- jaws fine ground and lapped
- mono-block vernier
- flat or round depth gauge



ART N° thumb locking	ART N° fixing screw	mm / inch	mm bottom	inch top	mm	mm		CC
201021	201031	150 / 6	0.05	1/128	40	16	flat	on request
201022	201032	150 / 6	0.05	1/128	40	16	round	on request
201024	201034	200 / 8	0.05	1/128	50	19	flat	on request
201025	201035	150 / 6	0.02	1/1000	40	16	flat	on request
201026	201036	200 / 8	0.02	1/1000	40/50	16/19	flat	on request
—	201038	200 / 8	0.05	1/128	40	16	round	on request
—	201013	300 / 12	0.05	1/128	55/60	20	flat	on request
—	201015	300 / 12	0.02	1/1000	64	20	flat	on request


Vernier Calipers

Pocket Vernier Caliper

DIN 862

- professional standard caliper

- inox, hardened
- graduation in mm/inch, scale etched
- reading satin chrome finish, flat depth gauge
- jaws finely ground and lapped



DIN
 INOX mm/inch

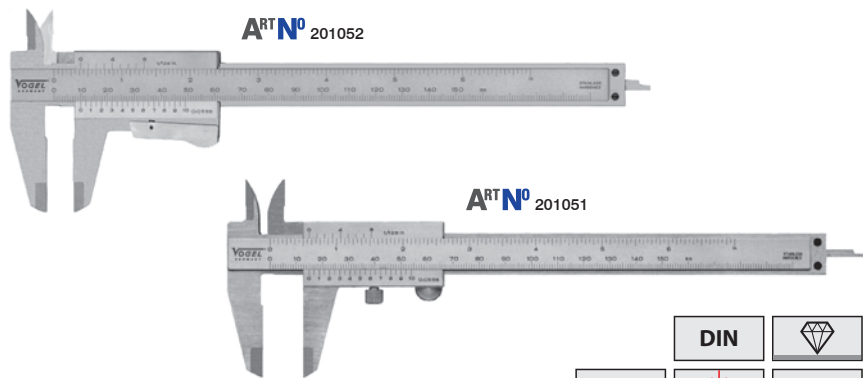
ART No thumb locking	ART No fixing screw	mm / inch	mm bottom	inch top	mm	mm	
201020-2	201030-2	150 / 6	0.05	1/128	40	16	flat

Pocket Vernier Caliper

DIN 862

- with parallaxfree reading

- stainless steel, hardened
- graduation in mm/inch, laser engraved scale
- reading satin chrome finish
- jaws finely ground and lapped, flat depth gauge
- mono-block vernier



DIN
 INOX mm/inch


ART No thumb locking	ART No fixing screw	mm / inch	mm bottom	inch top	mm	mm		
201052	201051	150 / 6	0.05	1/128	40	16	flat	on request

Pocket Vernier Caliper

DIN 862

- for DIY requirements

- reading in mm/cm
- reading satin chrome finish
- hardened
- jaws fine ground
- with fixing screw
- flat depth gauge



DIN

ART No	mm	mm	mm	mm	
201005	150	0.02	40	16	flat

Vernier and Dial Calipers

Pocket Vernier Caliper

DIN 862

- with thumb locking
- for left-handed use
- stainless steel, hardened
- graduation in mm/inch, laser engraved scale
- scale and vernier satin chrome finish
- jaws finely ground and lapped
- mono block vernier




ART No	mm / inch	mm bottom	inch top	mm	mm	flat	CC
201027	150 / 6	0.05	1/128	40	16	flat	on request

Small Pocket Vernier Caliper

DIN 862

- for crafts, also very popular promotional item
- stainless steel, hardened
- scale and vernier satin chrome finish, laser engraved scale
- jaws finely ground and lapped
- with fixing screw




ART No	mm	mm	mm	mm	flat	CC
201009	70	0.05	20	9	flat	on request
201010	100	0.05	30	13	flat	on request

Dial Caliper • IP40

DIN 862

- economic model, shock proof mechanics
- for fast and accurate reading
- stainless steel, hardened
- measuring rail matt chrome finish, laser engraved scale
- jaws finely ground and lapped
- dust proof housing, flat depth gauge
- with thumb roll for fine adjustment
- with fixing screw



ART No	mm	mm	mm	mm	mm	flat	CC
201101	150	0.01	1	40	16.5	flat	on request
201108	200	0.01	1	48	19.5	flat	on request
201109	300	0.01	1	62	22	flat	on request
201102	150	0.02	2	40	16.5	flat	on request
201103	200	0.02	2	48	19.5	flat	on request
201104	300	0.02	2	62	22.0	flat	on request

Analog Workshop Calipers

Workshop Caliper

DIN 862 or in special sizes acc. to workshop grade

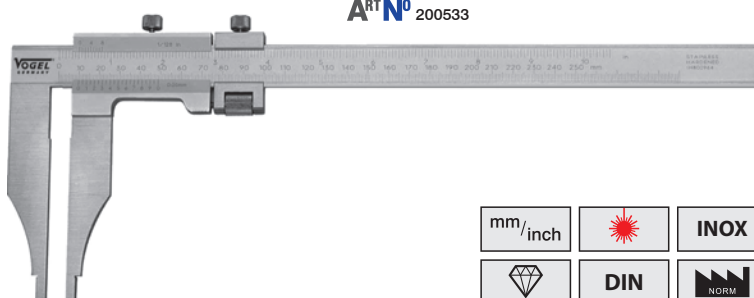
• precision class

- stainless steel, hardened
- scale and vernier satin chrome finish, laser engraved scale
- jaws finely ground
- offset jaws for inside measurements
- with or without fine adjustment, without knife points
- with fixing screw
- mono block vernier
- 0 – 600 mm R mm-pitch
- < 600 mm R cm-pitch

ART N^o 200503



ART N^o 200533




200501	200531	200 / 8	bottom mm	top inch	mm	ø mm	CC
200502	200532	250 / 10	0.05	1/128	80	10	on request
200503	200533	300 / 12	0.05	1/128	100	10	on request
—	200533-1	300 / 12	0.05	1/128	150	20	on request
200504	200534	400 / 16	0.05	1/128	100	20	on request
200505	200535	500 / 20	0.05	1/128	150	20	on request
—	200535-1	500 / 20	0.05	1/128	200	20	on request
200505-2	200535-2	500 / 20	0.05	1/128	300	20	on request
200506	200536	600 / 24	0.05	1/128	150	20	on request
—	200536-1	600 / 24	0.05	1/128	200	20	on request
—	200536-2	600 / 24	0.05	1/128	300	20	on request
200508	200538	800 / 32	0.05	1/128	150	20	on request
—	200538-1	800 / 32	0.05	1/128	200	20	on request
—	200538-2	800 / 32	0.05	1/128	300	20	on request
200510	200540	1000 / 40	0.05	1/128	150	20	on request
—	200541	1000 / 40	0.05	1/128	200	20	on request
—	200542	1000 / 40	0.05	1/128	300	20	on request
—	200543	1000 / 40	0.05	1/128	500	20	on request
—	200551	1250 / 50	0.05	1/128	200	20	on request
200512	200552	1500 / 60	0.05	1/128	200	20	on request
—	200552-1	1500 / 60	0.05	1/128	300	20	on request
200513	200553	2000 / 80	0.05	1/128	200	20	on request
—	200553-1	2000 / 80	0.05	1/128	300	20	on request
200514	200554	2500 / 100	0.05	1/128	200	20	on request
200515	200555	3000 / 120	0.05	1/128	200	20	on request
—	200555-1	3000 / 120	0.05	1/128	300	20	on request
























Workshop Caliper

DIN 862 or in special sizes acc. to workshop grade

• precision class

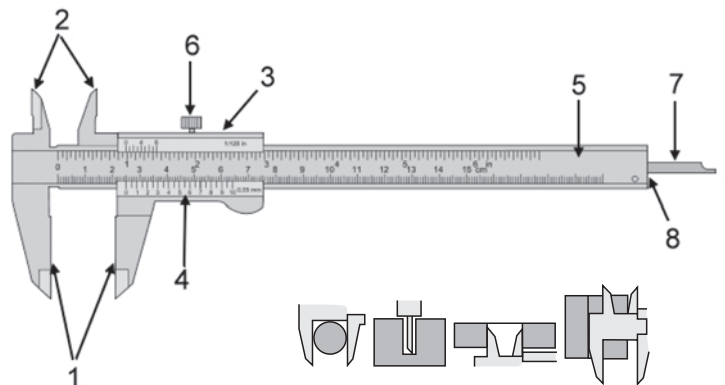
- stainless steel, hardened
- scale and vernier satin chrome finish, laser engraved scale
- jaws finely ground
- offset jaws for inside measurements
- with or without fine adjustment, with knife points
- with fixing screw
- mono block vernier



								
		mm / inch	bottom mm	top inch	mm	mm	ø mm	
200601	200631	200 / 8	0.05	1/128	65	32	10	on request
200602	200632	250 / 10	0.05	1/128	80	32	10	on request
200603	200633	300 / 12	0.05	1/128	100	32	10	on request
200604	200634	400 / 16	0.05	1/128	125	56	10	on request
200605	200635	500 / 20	0.05	1/128	150	67	20	on request
200606	200636	600 / 24	0.05	1/128	150	67	20	on request
200608	200638	800 / 32	0.05	1/128	150	67	20	on request
200610	200640	1000 / 40	0.05	1/128	150	67	20	on request
 200612	 200652	1500 / 60	0.05	1/128	200	80	20	on request
 200613	 200653	2000 / 80	0.05	1/128	200	80	20	on request
 200614	 200654	2500 / 100	0.05	1/128	200	80	20	on request
 200615	 200655	3000 / 120	0.05	1/128	200	80	20	on request
 200616	 200656	3000 / 120	0.05	1/128	300	80	20	on request
 200617	 200657	3500 / 140	0.05	1/128	200	80	20	on request
 200618	 200658	3500 / 140	0.05	1/128	300	80	20	on request

Important components of a mechanical caliper

- 1) measuring jaws for external measurement
- 2) measuring tips for inside measurement
- 3) vernier slide
- 4) vernier
- 5) measurement rail with scale
- 6) locking screw
- 7) depth gauge
- 8) measuring surface for depth measurement



Groove Calipers

„Absolute“ Digital Caliper for Inside or Outside Grooves • IP54

DIN 862

- art. no. 201082 – 201084 for inside groove measurement
- art. no. 201096 – 201098 for outside groove measurement
- top model for industry purposes
- with glass rail for more accuracy
- spray water proof acc. to DIN 40050 / IEC 60529
- with data output, top model (connectivity also for Digimatic measuring devices)

- sturdy quality, stainless steel, hardened
- large LCD display with clear reading, 9 mm digit height
- jaws finely ground and lapped, with fixing screw
- On/Off button, with „ORIGIN“ system, with thumbroll
- mm/inch switchable, zero setting at any position
- incl. 1x 3 V battery (type CR2032, art. no.: 90112), with operation manual

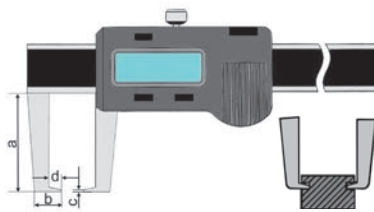
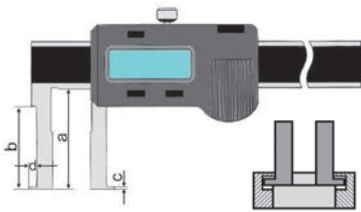

Options

- data transfer via cable, art. no.: 2420194, see page 272
- data transfer via WiFi, art. no.: 2040101, see page 272
- data transfer via Bluetooth®, art. no.: 2023106 + 209000, see page 272

ART N° 201082



ART N° 201097

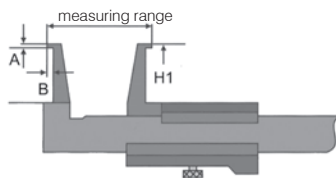



ART N°	type	mm / inch	mm / inch	mm	mm / inch	A mm	B mm	C mm	D mm
201082	inside	20 – 150 / 0 – 6	0.01 / 0.0005	0.01	0.03 / 0.0015	36	30	1.00	3.00
201083	inside	25 – 200 / 0 – 8	0.01 / 0.0005	0.01	0.03 / 0.0015	46	39	1.00	7.00
201084	inside	30 – 300 / 0 – 12	0.01 / 0.0005	0.01	0.04 / 0.0020	56	50	1.00	4.50
201096	outside	0 – 150 / 0 – 6	0.01 / 0.0005	0.01	0.03 / 0.0015	40	15	1.00	5.00
201097	outside	0 – 200 / 0 – 8	0.01 / 0.0005	0.01	0.03 / 0.0015	51	19	1.80	7.00
201098	outside	0 – 300 / 0 – 12	0.01 / 0.0005	0.01	0.04 / 0.0020	60	21	1.80	8.00

Groove Caliper

- to measure groove dimensions

- stainless steel, hardened
- scale and vernier satin chrome finish, laser engraved scale
- with fixing screw



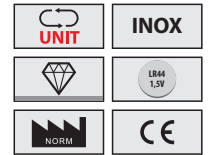
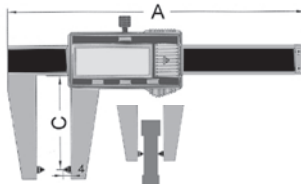
ART N°	mm	mm	A mm	B mm	H1 mm	CC
201075	10 – 160	0.05	0.9	3.5	25	on request
201076	20 – 160	0.05	2	5	40	on request
201077	26 – 200	0.05	3	7	60	on request
201085	30 – 250	0.05	3.5	8.5	78	on request
201086	35 – 300	0.05	5	10	105	on request

Electr. Digital Brake Disc Caliper

acc. to workshop grade

- fast and easy measurement of the brake disc thickness

- stainless steel, hardened
- LCD display with clear reading, digit height 9 mm
- conical, hardened knife points
- zero setting at any position, mm/inch switchable
- On/Off button, with HOLD function
- fixing screw
- incl. 2x 1.5 V battery (type LR44, art. no.: 90213), with operation manual



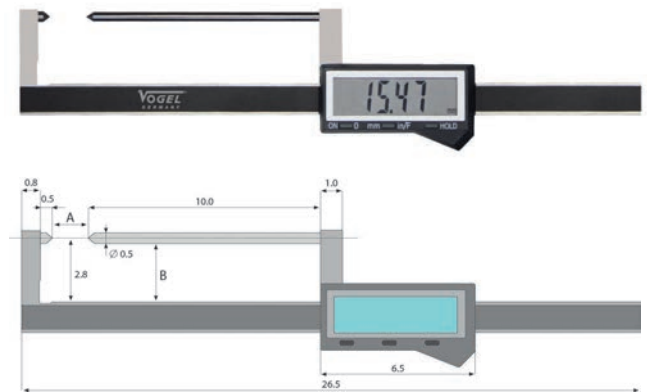

ART N°	mm / inch	mm / inch	mm	max. mm	A mm	C mm	CC
206020	60.00 / 2.40	0.01 / 0.0005	0.01	0.04	150	50	on request

Electr. Digital Brake Disc Caliper • IP54

acc. to workshop grade

- for quick and easy measurement WITHOUT removing the tires (only aluminium rims)

- mechanic in stainless steel, hardened
- LCD display with clear reading, digit height 13 mm
- conical, hardened knife points
- zero setting at any position, mm / inch / fraction switchable
- On/Off button, with HOLD function
- incl. 1x 3 V battery (type CR2032, art. no.: 90112), with operation manual

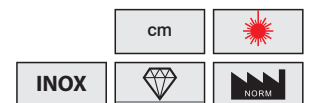
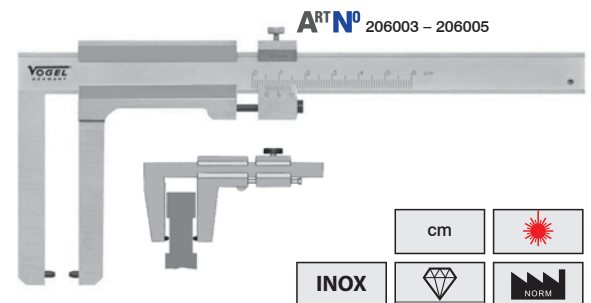



ART N°	mm / inch	mm / inch	mm	max. mm	A mm	B mm
206022	80.00 / 3.20	0.01 / 0.0005	0.02	0.02	85.10	25.50

Brake Disc Caliper

- with drag pointer
- for measuring the thickness of installed brake discs

- stainless steel, hardened
- scale and vernier satin chrome finish, laser engraved scale
- art. no. 206001 with locking screw



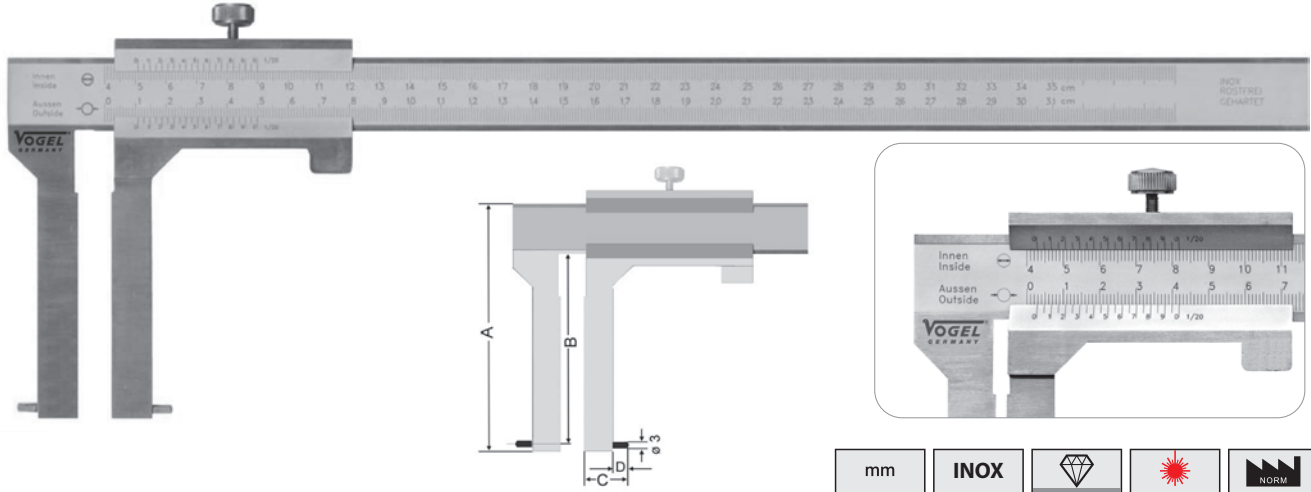
ART N°	mm	mm	A mm	C mm	mm	CC
206001	0 - 60	0.10	86	74	77	on request
206003	0 - 60	0.10	67	50	55	on request
206004	0 - 60	0.10	102	79	83	on request
206005	0 - 90	0.10	142	119	120	on request

Brake Drum and Depth Calipers

Brake Drum Caliper

acc. to workshop grade

- for measuring internal and external diameters
- stainless steel, hardened
- scale and vernier satin chrome finish, laser engraved scale
- with fixing screw



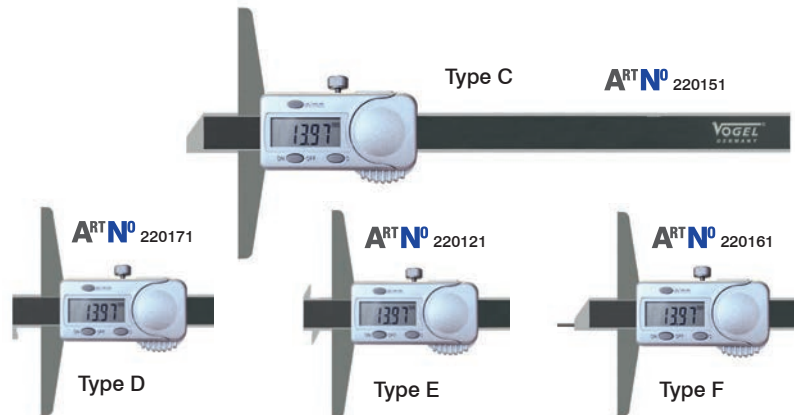
ART No	inside mm	outside mm	mm	mm	mm				CC
					A mm	B mm	C mm	D mm	
205203	40 – 300	0 – 300	0.05	93	116	90	20	7	on request
205206	50 – 500	0 – 500	0.05	153	177	150	25	9	on request

Electr. Digital Depth Caliper • IP54

DIN 862

- standard model for industry and craft
- with glass rail for more accuracy
- spray water proof acc. to DIN 40050 / IEC 60529

- sturdy quality, stainless steel, hardened
- large LCD display with clear reading, 9 mm digit height
- stainless, hardened, with fixing screw
- On/Off button
- mm/inch switchable
- zero setting at any position
- incl. 1x 3 V battery (type CR2032, art. no.: 90112), with operation manual



ART No	type	mm / inch	mm / inch	max. mm	mm	type / size of measuring surface mm		CC
						mm	mm	
220151	C	150 / 6	0.01 / 0.0005	0.02	100	5.5	5.5	on request
220152		200 / 8	0.01 / 0.0005	0.03	100	5.5	5.5	on request
220153		300 / 12	0.01 / 0.0005	0.03	150	5.5	5.5	on request
220171	D	150 / 6	0.01 / 0.0005	0.02	100	6 / 3.50	6 / 3.50	on request
220172		200 / 8	0.01 / 0.0005	0.03	100	6 / 3.50	6 / 3.50	on request
220173		300 / 12	0.01 / 0.0005	0.03	150	7 / 3.50	7 / 3.50	on request
220121	E	150 / 6	0.01 / 0.0005	0.02	100	20.5 x 6 / 3.5	20.5 x 6 / 3.5	on request
220122		200 / 8	0.01 / 0.0005	0.03	100	20.5 x 6 / 3.5	20.5 x 6 / 3.5	on request
220123		300 / 12	0.01 / 0.0005	0.03	150	20.5 x 6 / 3.5	20.5 x 6 / 3.5	on request
220161	F	150 / 6	0.01 / 0.0005	0.02	100	ø 1.5 / 7	ø 1.5 / 7	on request
220162		200 / 8	0.01 / 0.0005	0.03	100	ø 1.5 / 7	ø 1.5 / 7	on request
220163		300 / 12	0.01 / 0.0005	0.03	150	ø 1.5 / 7	ø 1.5 / 7	on request

Digital Depth Calipers

Electr. Digital Depth Caliper • IP67




DIN 862

- with integrated Bluetooth® technology
- top model for industry purposes
- water- and coolant proof acc. to DIN 40050 / IEC 60529

- sturdy quality, stainless steel, hardened
- large LCD display with clear reading, 13 mm digit height
- jaws finely ground and lapped, with fixing screw
- On/Off button, data transfer button
- mm/inch switchable, zero setting at any position
- incl. 1x 3 V battery (type CR2032, art. no.: 90112), with operation manual

Option

- data transfer via Bluetooth® (art. no.: 2023106, see page 272)



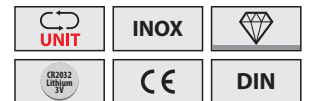

ART No	type	mm / inch	mm	max. mm	mm / inch	type / size of measuring surface mm	CC
220421	C	150 / 6	0.01 / 0.0005	0.03	100	5.5	on request
220422		200 / 8	0.01 / 0.0005	0.03	100	5.5	on request
220423		300 / 12	0.01 / 0.0005	0.04	150	5.5	on request
220451	D	150 / 6	0.01 / 0.0005	0.03	100	5 / 2	on request
220452		200 / 8	0.01 / 0.0005	0.03	100	5 / 2	on request
220453		300 / 12	0.01 / 0.0005	0.04	150	5 / 2	on request
220431	E	150 / 6	0.01 / 0.0005	0.03	100	26.4 / 4	on request
220432		200 / 8	0.01 / 0.0005	0.03	100	26.4 / 4	on request
220433		300 / 12	0.01 / 0.0005	0.04	150	26.4 / 4	on request
220441	F	150 / 6	0.01 / 0.0005	0.03	100	∅ 1.5 / 6	on request
220442		200 / 8	0.01 / 0.0005	0.03	100	∅ 1.5 / 6	on request
220443		300 / 12	0.01 / 0.0005	0.04	150	∅ 1.5 / 6	on request

Electr. Digital Depth Caliper

DIN 862

- with plastic housing cover

- stainless steel, hardened, measuring surface finely ground
- with fixing screw
- large LCD display with clear reading, digit height 10 mm
- On/Off button, zero setting at any position
- mm / inch switchable
- incl. 1x 3 V battery (type CR2032, art. no.: 90112), with operation manual



ART No	mm / inch	mm / inch	max. mm	mm	type / size of measuring surface mm	CC
228251	150 / 6	0.01 / 0.0005	0.03	100	6	on request
228252	200 / 8	0.01 / 0.0005	0.03	100	6	on request
228253	300 / 12	0.01 / 0.0005	0.04	100	6	on request

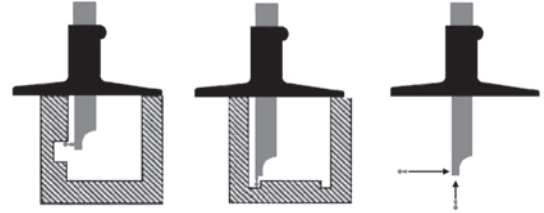
Digital Depth Calipers

Electr. Digital Depth Gauge

acc. to workshop grade


- modern design, leightweight model
- made of anodized hard aluminium
- with exchangeable measuring tips (M2.5)
- with 3 measuring bridges with different length (150 mm, 300 mm, 450 mm)

- LCD display with clear reading, digit height 10 mm
- incl. hardened measuring tips with M2.5 thread, exchangeable
- On/Off button, mm/inch switchable, zero setting at any position
- slides perfectly because of double-prismatic-lead
- rail and electronic housing made of anodized aluminium
- incl. 1x 1.5 V battery (type LR44, art.-no.: 90213), with operation manual and hexagon-key



Spare Measuring Bridge:

- art.-no. 220890: measuring bridge, 150 mm, anodized aluminium
- art.-no. 220891: measuring bridge, 300 mm, anodized aluminium
- art.-no. 220892: measuring bridge, 450 mm, anodized aluminium
- other measuring tips with M2.5 thread, please follow on page 136 – 137



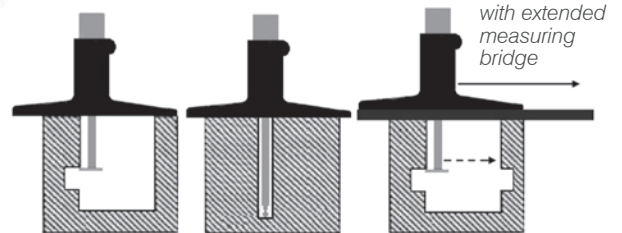
ART NO	mm / inch	mm / inch	mm	mm	mm	CC
220880	300 / 12	0.01 / 0.0005	0.01	0.04	150 / 300 / 450	on request
220881	500 / 20	0.01 / 0.0005	0.01	0.05	150 / 300 / 450	on request
220882	800 / 32	0.01 / 0.0005	0.01	0.06	150 / 300 / 450	on request

Electr. Digital Depth Gauge

acc. to workshop grade

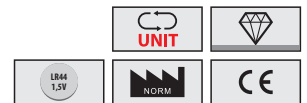

- especially for narrow bore depth
- with round depth measuring bar
- modern design, leightweight model
- made of anodized hard aluminium
- with exchangeable measuring tips (M2.5)
- with exchangeable disc inserts
- incl. 2 measuring bridges

- LCD display with clear reading, digit height 10 mm
- incl. hardened measuring tips with M2.5 thread, exchangeable
- incl. plate insert with ø 10 mm with measuring rods-ø 4 mm
- incl. plate insert with ø 20 mm with measuring rods-ø 6 mm
- all sliding parts slide in plastic bearing double prism guide
- rail and electronics housing made of aluminium, oxide-coated
- On/Off button, mm/inch switchable, zero setting at any position
- incl. 1x 1.5 V battery (type LR44, art. no.: 90213), with operation manual and hexagon-key
- further probe tips with M2.5 thread see page 136 – 137



Options

- art. no. 220893: measuring bridge, 550 mm, duraluminium
- art. no. 220894: measuring bridge, 750 mm, duraluminium
- art. no. 220895: measuring bridge, 950 mm, duraluminium
- other measuring tips with M2.5 thread, please follow on page 136 – 137



ART NO	mm / inch	mm / inch	mm	mm	meas.-beam-ø mm	mm	CC
220840	200 / 8	0.01 / 0.0005	0.01	0.03	4	150/350	on request
220841	300 / 12	0.01 / 0.0005	0.01	0.04	4	150/350	on request
220842	500 / 20	0.01 / 0.0005	0.01	0.05	6	150/350	on request
220843	800 / 32	0.01 / 0.0005	0.01	0.06	6	150/350	on request


Analog Depth Calipers

Depth Caliper

DIN 862

- suitable for craftsmen and industry

- stainless steel, hardened, vernier and scale matt chrome finish
- surfaces finely ground, with fixing screw
- mono block vernier, reading 0.05 mm
- straight bar, series 221530, type "C"
- straight and 90°-hook bar, reversible, series 221630, type "A"
- straight and with 2-hook bar, reversible, series 221830, type "B"
- exchangeable tip, reversible, series 221730, type "G"
- fixed tip, (art. no.: 221718), type "F"







ART No 221532 Type C

ART No 221632 Type A

ART No 221732 Type G

ART No 221832 Type B






ART No type C	ART No type A	ART No type B	ART No type G	ART No type F	 mm	 mm	 mm	 on request
—	—	—	—	221718	80	0.05	50	on request
221530	221630	221830	221730	—	150	0.05	100	on request
221531	221631	221831	221731	—	200	0.05	100	on request
221535	221633	—	221733	—	250	0.05	125	on request
221532	221632	221832	221732	—	300	0.05	150	on request
221533	221634	—	—	—	400	0.05	150	on request
221534	221635	—	221735	—	500	0.05	150	on request
221536	221636	—	—	—	500	0.05	250	on request
221537	—	—	—	—	800	0.05	250	on request
221538	—	—	—	—	1000	0.05	250	on request

Tread Depth Calipers and Height Calipers

Electr. Digital Tread Depth Gauge

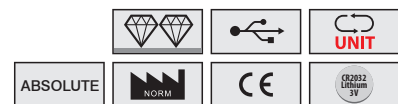

- suitable for craftsmen and industry
- large LCD display, digit height 9.5 mm
- On/Off button, zero setting at any position
- mm/inch switchable
- incl. 1x 3 V battery (type CR2032, art. no.: 90112), with operation manual



ART N°	mm / inch	mm / inch	mm	mm
214442	0 – 25 / 0 – 1	0.01 / 0.0005	0.03	60
214445	0 – 25 / 0 – 1	0.01 / 0.0005	0.03	45

Electr. Digital Height and Marking Gauge

- with „ABSOLUT“ system
- with data output, top model (connectivity also for Digimatic measuring devices)
- stainless steel guideway, with fine adjustment
- LCD with clear figures
- On/Off switch, zero-setting at any position
- reading switchable mm / inch
- data-hold, Preset function \pm
- max. sliding speed 1.5 m/sec.
- carbide tipped drawing point, interchangeable
- at „0“-position the drawing point coincides exactly with the base
- base made of stable cast iron, blue lacquered
- with battery 3 V (type CR 2032, art. no.: 90112), with operation manual



- Option**
- data transfer via cable, art. no.: 3420195, see page 272

ART N°	mm / inch	mm / inch	mm	mm	mm	mm	CC
340403	300 / 12	0.01 / 0.0005"	0.02	0.03	20 x 6	140 x 90 x 45	on request

„Absolute“ Electr. Digital Height and Marking Gauge


- for standard workshop purposes
- with integrated Bluetooth® technology

- guide bar made of stainless steel
- with handwheel for quick adjustment and fine adjustment
- LCD display with clear reading, digit height 14 mm
- reading mm/inch, switchable, zero-setting at any position
- On/Off switch, hold function, with „ORIGIN“ system
- carbide tipped steel scriber, exchangeable, with racks feed
- at zero-position the drawing point coincides exactly with the base
- with built-in connector for external power supply
- with holder for clamping a dial gauge, massive Special cast iron base, lacquered
- with external digital input function for example digital gauges art. series 240250 – 240257
- incl. 1 x 3 V battery (type CR2032, art. no. 90112), with operation manual

Connections:
Mini-USB
Power Supply



application example



Option

- data transfer via Bluetooth®, art. no.: 2023106 see page 272



ART NO	mm / inch	mm / inch	max. mm	mm	mm	guide bar	size of base	CC
341215	300 / 12	0.01 / 0.0005	0.03	0.02	35 x 15	150 x 100 x 50	on request	
341216	600 / 24	0.01 / 0.0005	0.05	0.02	35 x 15	150 x 100 x 50	on request	

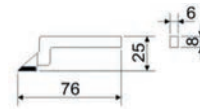
Electr. Digital Height and Marking Gauge

- with „ABSOLUTE“ system
- with data output, top-model

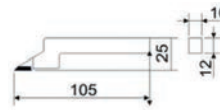
- stainless steel guideway, with fine adjustment
- LCD display with clear reading
- On/Off switch, zero-setting at any position
- reading switchable mm/inch
- tolerance setting, hold function
- presenting of measured values (± pre-set), measuring direction switchable
- carbide tipped drawing point, interchangeable
- base made of stable cast iron, grey lacquered
- incl. 1x 3 V battery (type CR 2032, art. no.: 90112), with operating manual
- (other sizes available on request, 500, 800, 1500 and 2000 mm)

Options

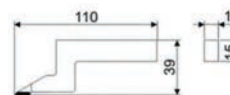
- data transfer via cable, art. no. 209001, see page 272
- HM-scriber
0 – 300 mm (art. no.: 341301-1)
0 – 500, 0 – 600 mm (art. no.: 341302-1)
0 – 800, 0 – 1000, 0 – 1500, 0 – 2000 mm (art. no.: 341304-1)
- holder for dial indicator
0 – 300 mm (art. no.: 341301-3)
0 – 500, 0 – 600 mm (art. no.: 341302-3)
0 – 800, 0 – 1000, 0 – 1500, 0 – 2000 mm (art. no.: 341304-3)



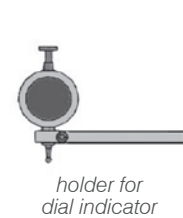
HM-scriber
(art. no. 341301-1)



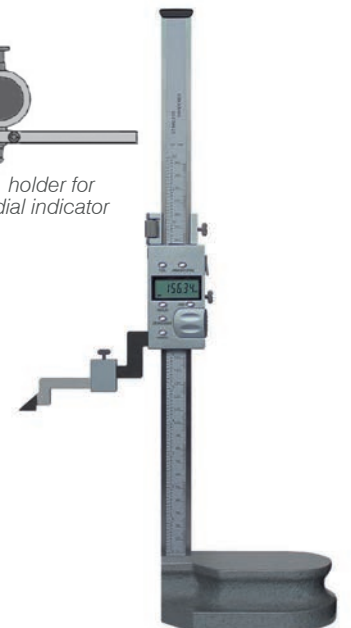
HM-scriber
(art. no. 341302-1)



HM-scriber
(art. no. 341304-1)



holder for
dial indicator



ART NO	mm / inch	mm / inch	max. mm	mm	mm	guide bar	size of base	CC
341301	300 / 12	0.02	0.04	0.02	23 x 6	132 x 91 x 44	on request	
341303	600 / 24	0.02	0.05	0.02	31 x 10.5	180 x 120 x 54	on request	
341305	1000 / 40	0.02	0.07	0.02	50 x 16	250 x 150 x 73	on request	

Height Calipers and Gear Teeth Caliper


Universal Height and Marking Gauge

• for standard workshop purposes

- guide bar made of special steel
- reading parts matt chrome finish, with fine adjustment
- at zero-position the scribe coincides exactly with the base
- carbide tipped steel scribe, exchangeable
- sturdy base, cast iron made, lacquered
- art. no. 341113 – 341119 with magnifying glass

ART N° 341110

ART N° 341113



without magnifying glass



with magnifying glass



ART N° 341110-1

ART N° 341113-1

ART N° 341181



spare part - drawing point



spare part - drawing point



spare part - magnifying glass incl. frame




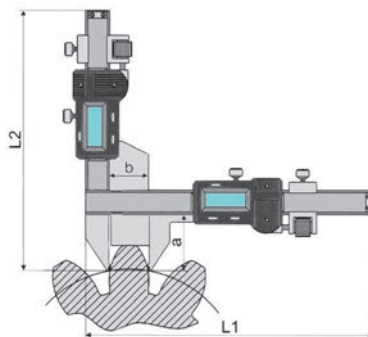
ART N°	mm	mm	mm		mm	mm	
	mm	mm	mm		guide bar	size of base	
341110	300	0.02	0.04	X	20 x 6	110 x 65 x 32	on request
341111	500	0.02	0.05	X	28 x 8	150 x 110 x 50	on request
341113	300	0.02	0.04	✓	20 x 6	110 x 65 x 32	on request
341116	500	0.02	0.05	✓	35 x 12	170 x 110 x 50	on request

Electr. Digital Gear Teeth Caliper

acc. to workshop grade

• to measure the gear teeth at front-and helical gears, etc.

- stainless steel, hardened
- LCD display with clear reading
- carbide jaws, finely ground
- with fixing screw and fine adjustment on both sides
- On/Off button, zero setting at any position, mm/inch switchable
- incl. 2x 1.5 V battery (type LR44, art. no.: 90213), with operation manual



ART N°	modules mm	mm / inch	mm	mm	L1 mm	L2 mm	a mm	b mm	
202301	3 – 25	0.01 / 0.0005	0.01	0.03	156	156	30.5	21	on request
202302	5 – 50	0.01 / 0.0005	0.01	0.03	210	185.5	50.5	50.5	on request

Brass Button Gauge


- also very popular as a promotional gift
- made of hard brass
- surface finely ground
- with dove-tail guiding, vernier reading
- promotional engraving possible on the front or rear



ART N° round jaws	ART N° with inside measurement	 mm / inch	 mm	 mm	
214001	214301	80 / 3	0.10	25 (214001)	20 (214301)
214003	214303	100 / 4	0.10	25 (214003)	20 (214303)

Brass Tread Depth Gauge

- also very popular as a promotional gift
- surface finely ground
- with dove-tail guiding, vernier reading
- promotional engraving possible on the front or rear



ART N°	 mm / inch	 mm	 mm
214401	30.00 / 1.20	0.10	20
214402	60.00 / 2.40	0.10	50

Individually laser engraved articles!

We engrave special scales, trademarks, pictures, drawings, etc. according to your specifications.

Laser marking is particularly suitable for permanent, tamperproof engravings..

Thanks to our unique flexibility we can offer to our customers favourable prices for marking single pieces as well as for mass production.



Laser engraving is possible on:

- steel, high-grade steel • cast iron
- non-ferrous metals • plastic • self-adhesive foils

Any questions?
We are pleased to advise!

Measuring Tool Sets

Other combinations available on request, please!

Measuring Tool Sets

- selection of need-based compilations


ART NO SET	pieces	consisting of	article
330002	10	Electr. Digital Caliper • stainless steel, 150.00 x 0.01 mm / 6 x 0.0005"	202011-3
		Marking Gauge • stainless steel, 200.0 x 0.1 mm, hardened carbide scriber	335070
		Digital Angle Sensor „Level Box“ • +/- 180 x 0.1°	320010
		Digital Protractor • 0 – 360.00 x 0.05° • 200 x 200 mm	320021
		Workshop Square with back • special steel • 100 x 70 mm	312473
		Carbide Marker • with clip • exchangeable tips • push technic	334615
		Pocket Measuring Tape • 3 meter • self adjusting end-hook • with magnetic dots and lanyard	141003
		Radius Gauge Set • 2 pcs.	472105 472106
		Wood Folding Rule • white • meter • 10 links	1312010200



ART NO SET	pieces	consisting of	article
202091	3	Digital Caliper • 150.00 x 0.01 mm • mm / inch • stainless • hardened	202011-3
		Measuring Bridge • 75 mm • stainless • hardened	2002092
		Stainless Steel Rule • 150.00 x 13.00 x 0.50 mm • stainless • mm/mm	1010010015



ART NO SET	pieces	consisting of	article
239908	8	Precision Vernier Caliper • 150.00 x 0.05 mm • mm / inch • stainless • hardened	201020-2
		Micrometer • 0 – 25.00 mm x 0.01 mm • with carbide surfaces	231351
		Flat Square, DIN 875/2 • 100 x 70 mm	310062
		Knife straight edge, bevelled edge • 100 mm	310323
		Spring Divider • 125 mm	302421
		Carbide Steel Scriber • 150 mm	334608
		Stainless Steel Rule • 200.00 x 13.00 x 0.50 mm • stainless • mm/mm	1010010020
		Center Punch • 120 x ø 10 mm	239999




ART NO SET	pieces	consisting of	article
239911	4	Vernier Caliper • 150.00 x 0.05 mm • stainless • hardened	201000
		Micrometer • 0 – 25.00 mm x 0.01 mm • with carbide surfaces	231300
		Square, bevelled edge • 100 x 70 mm • chromed	3102131
		Stainless Steel Rule • 150.00 x 18.00 x 0.50 mm • stainless • mm/inch	111001





**HIGH PRECISION
LASERCENTER**



Modern technologies

for high precision

Special scales, your logotypes, pictures, drafts etc.
There is nothing impossible.

Laser engraving has a lot of advantages.
One is the top quality, high accuracy and the long-life cycle.

Flexibility is an asset of Vogel Germany for your needs because manufacturing is on a low cost level.

Laser engravings are possible on:

- ✓ steel, high-grade steel, stainless steel
- ✓ cast iron
- ✓ non-ferrous metal
- ✓ special plastic material





Micrometers

Digital Micrometers	83 – 87
Standard Digital Micrometers	83 – 86
Special Design Digital Micrometers	86 – 87
Analog Micrometers	88 – 92
Standard Analog Micrometers	88 – 92
Accessories for Micrometers	92 – 93
Accessories	92
Micrometer Holders	93
Depth Gauge Micrometers	93 – 95
Depth Gauges	93 – 95
Micrometer Heads	95
Internal Micrometers	95 – 98
Digital Internal Micrometers	95
Analog Internal Micrometers	96 – 97
Internal Micrometers Sets	98
Bore Gauges	99 – 107
Digital Bore Gauges	99 – 103
Analog Bore Gauges	103 – 106
Dial Bore Gauges	106 – 107
Thickness Gauges and Quick Test Gauges	108 – 115
Thickness Gauges	108 – 111
Quick Test Gauges	111 – 115






















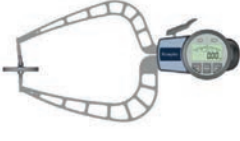

Image Directory • Micrometers

Page 83	Page 83	Page 84	Page 84	Page 85
Page 85	Page 86	Page 86	Page 87	Page 87
Page 88	Page 88	Page 88	Page 88	Page 89
Page 89	Page 89	Page 90	Page 90	Page 90
Page 90	Page 91	Page 91	Page 92	Page 92
Page 92	Page 93	Page 93	Page 93	Page 94
Page 94	Page 95	Page 95	Page 95	Page 96

Image Directory • Micrometers

Page 96	Page 96	Page 96	Page 97	Page 98
Page 98	Page 99	Page 99	Page 99	Page 100
Page 100	Page 101	Page 101	Page 102	Page 102
Page 102	Page 102	Page 102	Page 103	Page 103
Page 103	Page 103	Page 103	Page 104	Page 104
Page 105	Page 105	Page 106	Page 106	Page 106
Page 106	Page 106	Page 106	Page 107	Page 107

Image Directory • Micrometers

				
Page 108	Page 108	Page 108	Page 108	Page 109
				
Page 109	Page 109	Page 109	Page 110	Page 110
				
Page 110	Page 111	Page 111	Page 111	Page 111
				
Page 112	Page 113	Page 113	Page 114	Page 114
				
Page 115	Page 115	Page 115		

Standard Digital Micrometers

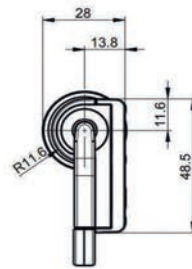
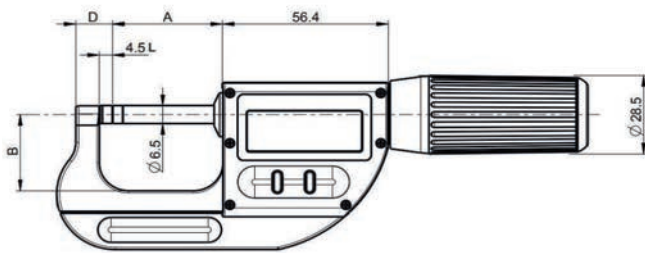
Sylvac • Professional micrometer S_Mike • IP67

DIN 863

- auto. wake-up by moving the measuring spindle
- large LCD display with clear reading, digit height 8 mm
- sleeping mode after 20 min. of no use
- position memorized in sleeping mode, absolute system S.I.S
- with carbide measuring surfaces, lapped, spindle hardened
- water and coolant resistant, protection class IP67 acc. to IEC 60529
- quick movement of the measuring spindle 10 mm / rotation
- spindle \varnothing 6.5 mm
- with ratchet for constant measuring pressure
- repeatability and reproducibility never reached before
- incl. 1x 3 V battery (typee CR2032, art. no. 90112), with operating manual

Options

- data output via cable, Proximity – USB, art. no. 2023101
- data output via cable, Proximity – RS 232, art. no. 2023100



ART N°	mm / inch	mm / inch	\varnothing mm	mm	A mm	B mm	D mm	L mm	mm	CC
230155	0 – 30 / 0 – 1.2	0.001 / 0.00005	28.5	10	37.3	27.5	12.5	4.5	0.003	inclusive
230156	33 – 66 / 1.2 – 2.6	0.001 / 0.00005	28.5	10	73.3	43	13.5	4.5	0.004	inclusive
230157	66 – 102 / 2.6 – 4	0.001 / 0.00005	28.5	10	109.3	60	14.5	4.5	0.005	inclusive
230158	100 – 136 / 4 – 5.4	0.001 / 0.00005	28.5	10	143.3	95	19.5	4.5	0.007	inclusive
230159	125 – 161 / 5 – 6.4	0.001 / 0.00005	28.5	10	168.3	110	19.5	4.5	0.008	inclusive

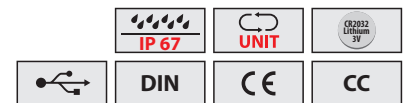
Sylvac • Professional micrometer S_Mike • IP67

DIN 863

- auto. wake-up by moving the measuring spindle
- large LCD display with clear reading, digit height 8 mm
- sleeping mode after 20 min. of no use
- position memorized in sleeping mode, absolute system S.I.S
- with carbide measuring surfaces, lapped, spindle hardened
- water and coolant resistant, protection class IP67 acc. to IEC 60529
- quick displacement of the measuring spindle 10 mm / rotation
- with ratchet for constant measuring pressure
- repeatability and reproducibility never reached before
- incl. 1x 3 V battery (type CR2032, art.-no.: 90112), with operating manual

Options

- data output via cable, Proximity – USB, art.-no.: 2023101, see page 272
- data output via cable, Proximity – RS 232, art.-no.: 2023100, see page 272



ART N°	mm / inch	mm / inch	set contents	\varnothing mm	mm	spindle- \varnothing mm	CC
230188	0 – 102 / 0 – 4.0	0.001 / 0.00005	3	28.5	10	6.5	inclusive

Standard Digital Micrometers

Electr. Digital Micrometer • IP65

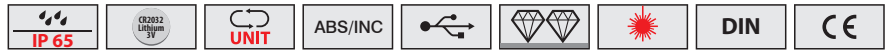
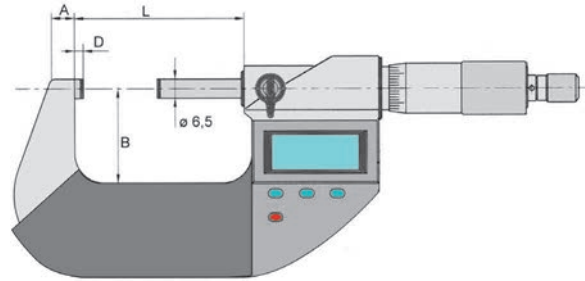
DIN 863

- water and coolant resistant acc. to DIN 40050 / IEC 60529
- with data output

- sturdy quality, frame lacquered, with insulation plates
- large LCD display, clear reading, digit height 7 mm
- carbide surfaces, lapped, spindle hardened and ground
- On button, automatic shutdown, zero setting at any position
- mm/inch switchable, ABS/INC measuring system
- locking lever for quick and precise fixing
- with ratchet for constant measuring pressure
- incl. 1x 3 V battery (type CR2032, art. no.: 90112), with operation manual
- from up to 25 mm with setting gauge

Options

- data transfer via cable, art. no.: 3420195
- data transfer via WiFi, art. no.: 2040102
- data transfer via Bluetooth®, art. no.: 2090009



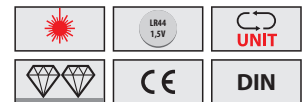
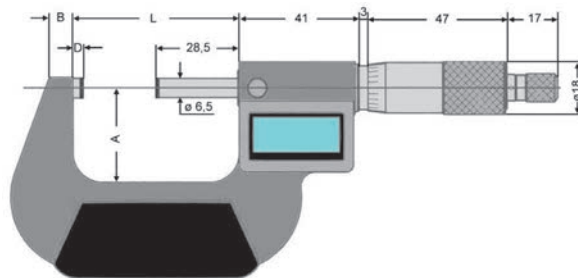
ART N°	mm / inch	mm / inch	ø mm	mm	A mm	B mm	D mm	L mm	max. mm	CC
230130	0 – 25 / 0 – 1	0.001 / 0.00005	18	0.5	9	24	3.5	30	0.003	on request
230131	25 – 50 / 1 – 2	0.001 / 0.00005	18	0.5	9	32	3.5	60	0.003	on request
230132	50 – 75 / 2 – 3	0.001 / 0.00005	18	0.5	8	47	4	82	0.004	on request
230133	75 – 100 / 3 – 4	0.001 / 0.00005	18	0.5	14	60	3.5	111	0.004	on request

Electr. Digital Micrometer

DIN 863

- large LCD display with clear reading, digit height 7 mm

- frame lacquered, with insulation plates
- carbide surfaces, lapped, spindle hardened and ground
- autom. shutdown, zero setting at any position
- mm/inch switchable, without data output
- locking wheel for quick and precise fixing
- with ratchet for constant measuring pressure
- incl. 1x 1.5 V battery (type LR44, art.-no.: 90213), with operation manual
- from up to 25 mm with setting gauge



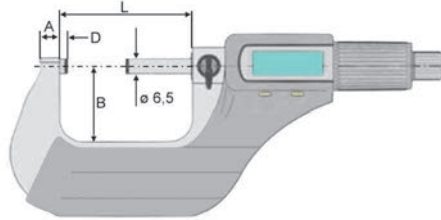
ART N°	mm / inch	mm / inch	ø mm	mm	A mm	B mm	D mm	L mm	max. mm	CC
231088	0 – 25 / 0 – 1	0.001 / 0.00005	18	0.5	24	6	3	32	0.002	on request
231089	25 – 50 / 1 – 2	0.001 / 0.00005	18	0.5	32	8	3	57	0.002	on request
231090	50 – 75 / 2 – 3	0.001 / 0.00005	18	0.5	45	8	3	82	0.003	on request

Standard Digital Micrometers

Electr. Digital Micrometer • IP40

DIN 863

- dust resistant acc. to DIN 40050 / IEC 60529
- Absolute Measurement System (ABS-system)
- frame lacquered, with insulation plates, sturdy quality
- large LCD display, clear reading, digit height 8 mm
- with carbide surfaces, lapped, spindle hardened and ground
- On/Off button, zero setting at any position
- mm/inch switchable, ABS/INC measuring system
- locking lever for quick and precise fixing
- with friction ratchet for constant measuring pressure
- friction ratchet with rubber studs for better handling
- incl. 1x 3 V battery (typee CR2032, art. no. 90112), with operation manual
- from up 25 mm with setting gauge



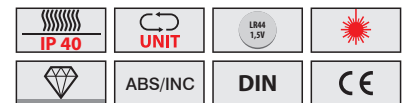
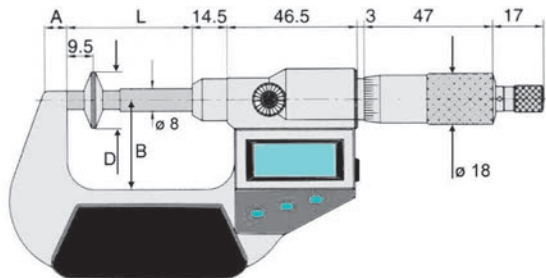
ergonomically designed handle shape

ART NO	mm / inch	mm / inch	\varnothing mm	mm	A mm	B mm	D mm	L mm	max. mm	CC
231061	0 – 25 / 0 – 1	0.001 / 0.00005	22	0.5	6	25	3.5	32	0.003	on request
231062	25 – 50 / 1 – 2	0.001 / 0.00005	22	0.5	6	32	3.5	57	0.003	on request
231063	50 – 75 / 2 – 3	0.001 / 0.00005	22	0.5	7	44	3.5	82	0.004	on request
231064	75 – 100 / 3 – 4	0.001 / 0.00005	22	0.5	8	59	3.5	108	0.005	on request

Electr. Digital Micrometer • IP40

DIN 863

- dust resistant acc. to DIN 40050 / IEC 60529 for chordal measurement of gear teeth, keys, ribs, fins, etc.
- Absolute Measurement System (ABS-system)
- LCD display, with clear reading, digit height 7 mm, mm/inch switchable
- frame lacquered, with insulated plates
- non-rotating spindle with disc measuring faces
- ABS/INC measurement system, zero setting at any position, On/Off button
- locking wheel for quick and precise fixing
- with ratchet for constant measuring pressure
- incl. 1x 1.5 V battery (typee LR44, art. no.: 90213), with operation manual
- from up 25 mm with setting gauge



ART NO	mm / inch	mm / inch	A mm	B mm	D mm	L mm	max. mm	CC
231171	0 – 25 / 0 – 1	0.001 / 0.00005	0.7	32	20	43	0.004	on request
231172	25 – 50 / 1 – 2	0.001 / 0.00005	0.7	44.5	20	68	0.004	on request
231173	50 – 75 / 2 – 3	0.001 / 0.00005	0.7	57	20	93	0.005	on request
231174	75 – 100 / 3 – 4	0.001 / 0.00005	0.7	70	20	118.5	0.005	on request

Digital Micrometers and Special Design Micrometers

Electr. Digital Micrometer Set • IP65

DIN 863

- water and coolant resistant acc. to DIN 40050 / IEC 60529
- with data output

- sturdy quality, frame lacquered, with insulation plates
- large LCD display, clear reading, digit height 7 mm
- carbide surfaces, lapped, spindle hardened and ground
- On button, automatic shutdown, zero setting at any position
- mm/inch switchable, ABS/INC measuring system
- locking lever for quick and precise fixing
- with ratchet for constant measuring pressure
- incl. 3 V batteries (typee CR2032, art. no.: 90112), with operation manual
- from up 25 mm with setting gauge



Options

- data transfer via cable, art. no.: 3420195, see page 272
- data transfer via WiFi, art. no.: 2040102, see page 272
- data transfer via Bluetooth®, art. no.: 209009, see page 272



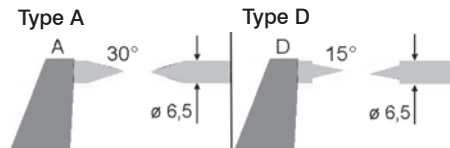
ART NO	mm / inch	mm / inch	set contents	ø mm	mm	max. mm	CC
232171	0 - 100 / 0 - 4	0.001 / 0.00005	4	18	0.5	0.003 / 0.004	on request

Electr. Digital Micrometer

DIN 863

- with 30° and 15° measuring tips
- Absolute Measurement System (ABS-system)

- LCD display, with clear reading, digit height 7 mm, mm/inch switchable
- frame lacquered, with insulation plates, carbide surfaces, lapped
- ABS/INC measurement system
- zero setting at any position, On/Off button
- locking wheel for quick and precise fixing
- with ratchet for constant measuring pressure
- incl. 1x 1.5 V battery (typee LR44, art. no.: 90213), with operation manual
- form up 25 mm setting with gauge



ART NO Type A	ART NO Type D	mm / inch	mm / inch	meas. tips radius mm	max. mm	ø mm	CC
232971	232961	0 - 25 / 0 - 1	0.001 / 0.00005	0.3	0.002	18	on request

Repair Service

Our well experienced service department offers you all usually repairs of our products. Require our service for all kind of:

- repair or replacement
- general overhaul of **VOGEL GERMANY** measuring tools and devices

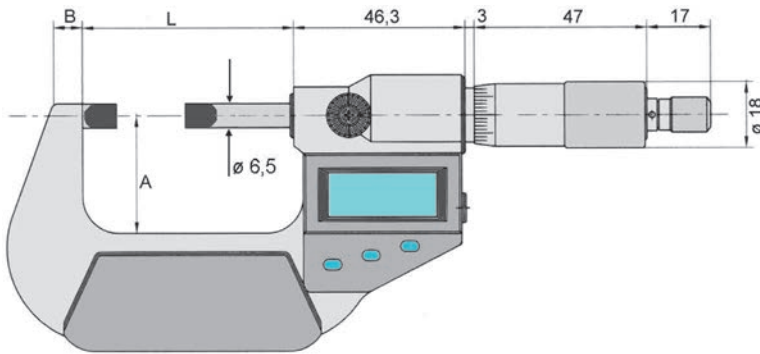


Special Design Digital Micrometers

Electr. Digital Micrometer • IP40

DIN 863

- dust resistant acc. to DIN 40050 / IEC 60529
- to measure small grooves, etc.
- Absolute Measurement System (ABS-system)
- LCD display, with clear reading, digit height 7 mm, mm/inch switchable
- drum with metric scale
- frame lacquered, with insulated plates
- non-rotating spindle with blade measuring faces
- ABS/INC measurement system
- zero setting at any position, On/Off button
- locking wheel for quick and precise fixing
- with ratchet for constant measuring pressure
- incl. 1x 1.5 V battery (type LR44, art. no.: 90213), with operation manual
- from up 25 mm with setting gauge


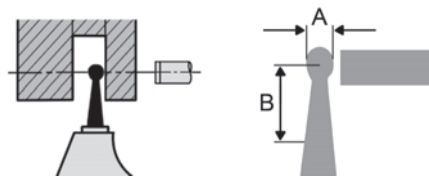


ART NO	mm / inch	mm / inch	A mm	B mm	L mm	S mm	T mm	max. mm	CC
232381	0 - 25 / 0 - 1	0.001 / 0.00005	26.5	6	57	0.75	6.5	0.002	on request
232382	25 - 50 / 1 - 2	0.001 / 0.00005	32	8	82	0.75	6.5	0.002	on request
232383	50 - 75 / 2 - 3	0.001 / 0.00005	44.5	8	107	0.75	6.5	0.003	on request
232384	75 - 100 / 3 - 4	0.001 / 0.00005	57	8	132.6	0.75	6.5	0.003	on request

Electr. Digital Micrometer

- for measuring pipe wall thicknesses etc.
- Absolute Measurement System (ABS-system)

- LCD display, with clear reading, digit height 7 mm, mm/inch switchable
- frame lacquered, with insulated plates, carbide surface, hardened anvil
- ABS/INC measurement system
- zero setting at any position, On/Off button
- locking wheel for quick and precise fixing
- with ratchet for constant measuring pressure
- incl. 1x 1.5 V battery (type LR44, art. no.: 90213), with operation manual




ART NO	mm / inch	mm / inch	ø mm	A ø mm	B mm	max. mm	CC
232813	0 - 25 / 0 - 1	0.001 / 0.00005	18	4.7	25	0.003	on request

Standard Analog Micrometers


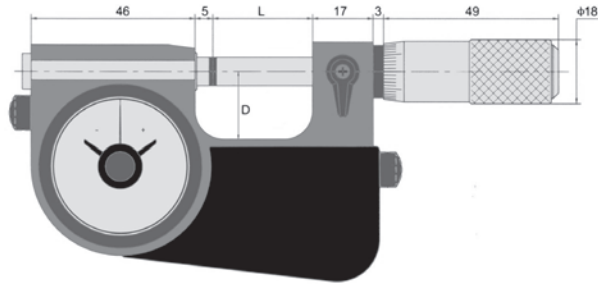
Indicator Snap Micrometers

- reading in μm
- for precise measurements in the series production

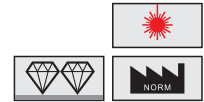
- drum and sleeve matt chrome
- frame hammer blow grey, with insulation plates
- carbide surfaces, lapped, spindle hardened and ground
- locking lever for quick and precise fixing
- art. no. 231390 with anvil-lifting, adjustable depth stop
- accuracy micrometer $\pm 0.003 \text{ mm}$
- accuracy indicator $\pm 0.001 \text{ mm}$



ART N° 231390



ART N° 231395

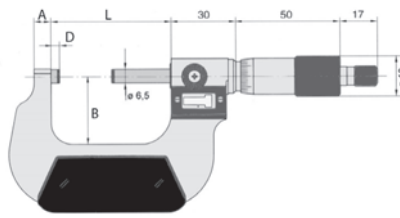



ART N°	mm	drum mm	dial mm	indicator mm	ø mm	L mm	D mm	CC
231390	0 – 25	0.002	0.001	± 0.001	18	28.5	19	on request
231395	0 – 25	0.002	0.001	± 0.001	18	28.5	19	on request

Counter External Micrometers

- easy handling and precise reading

- mechanical digital counter, frame lacquered, with insulation plates
- carbide surfaces, lapped, spindle hardened and ground
- with ratchet for constant measuring pressure
- locking wheel for quick and precise fixing
- from up 25 mm with setting gauge

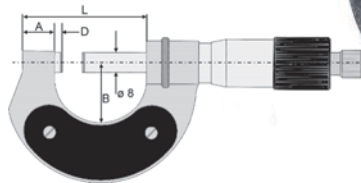


ART N°	mm	mm	ø mm	A mm	B mm	D mm	L mm	max. mm	CC
231451	0 – 25	0.01	18	6	26	3.5	32	0.004	on request
231452	25 – 50	0.01	18	8	32	3.5	57	0.004	on request

Precision External Micrometers

- for professional industry purposes
- accuracy better than DIN 863

- sturdy quality, in high precision version
- drum and sleeve matt chrome finish
- hammer blow grey lacquered frame, with insulation plates
- carbide surfaces, lapped, spindle hardened and ground
- locking wheel for quick and precise fixing
- with ratchet for constant measuring pressure
- from up 25 mm with setting gauge



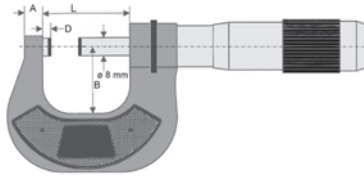
ART N°	mm	mm	ø mm	mm	A mm	B mm	D mm	L mm	max. mm	CC
230586	0 – 25	0.01	21	0.5	13	24	3	37	0.002	on request
230587	25 – 50	0.01	21	0.5	13	34	3	62	0.002	on request
230588	50 – 75	0.01	21	0.5	15	46	3	87	0.003	on request
230589	75 – 100	0.01	21	0.5	15	60	3	112	0.003	on request

Standard Analog Micrometers

External Micrometers

DIN 863

- sturdy quality, in precision version
- drum and sleeve matt chrome finish
- hammer blow grey lacquered frame, with insulation plates
- carbide surfaces, lapped, spindle hardened and ground
- locking wheel for quick and precise fixing
- with ratchet for constant measuring pressure
- from up 25 mm with setting gauge



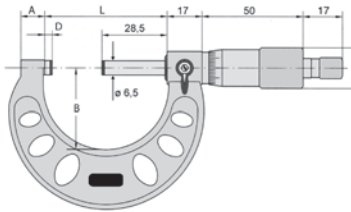
ART NO	mm	mm	\varnothing mm	mm	A mm	B mm	D mm	L mm	max. mm	CC
231330	0 – 25	0.01	23	0.5	9	32	3	32.5	0.004	on request
231331	25 – 50	0.01	23	0.5	15	33	3	57.5	0.004	on request
231332	50 – 75	0.01	23	0.5	15	40	3	82.5	0.005	on request
231333	75 – 100	0.01	23	0.5	15	55	3	107.5	0.005	on request
231334	100 – 125	0.01	23	0.5	32	80	3	168.5	0.006	on request
231335	125 – 150	0.01	23	0.5	32	80	7.5	168.5	0.006	on request

External Micrometers

DIN 863

- lightweight design, metric graduation
- e.g. for use in the workshop

- drum and sleeve matt chrome finish
- frame hammer blow blue lacquered
- carbide surfaces, lapped, spindle hardened and ground
- locking lever for quick and precise fixing
- with ratchet for constant measuring pressure
- from up 25 mm with setting gauge

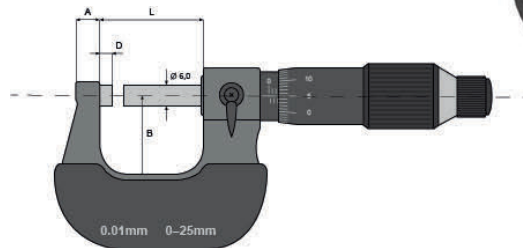


ART NO	mm	mm	\varnothing mm	mm	A mm	B mm	D mm	L mm	max. mm	CC
231301	0 – 25	0.01	18	0.5	9	28	3	32	0.004	on request
231302	25 – 50	0.01	18	0.5	14	38	3	57	0.004	on request
231303	50 – 75	0.01	18	0.5	15	49	3	82	0.005	on request
231304	75 – 100	0.01	18	0.5	15	60	3	107	0.005	on request
231305	100 – 125	0.01	18	0.5	16.5	73	3	133	0.006	on request
231306	125 – 150	0.01	18	0.5	16.5	85	3	158	0.006	on request

External Micrometers

DIN 863

- drum and sleeve black anodized surface
- black powder coated frame, with insulation plates
- carbide surfaces, lapped, spindle hardened and ground
- locking lever for quick and precise fixing
- with ratchet for constant measuring pressure



ART NO	mm	mm	\varnothing mm	mm	A mm	B mm	D mm	L mm	max. mm	CC
231309	0 – 25	0.01	19.5	0.5	7	24	3	31	0.004	on request

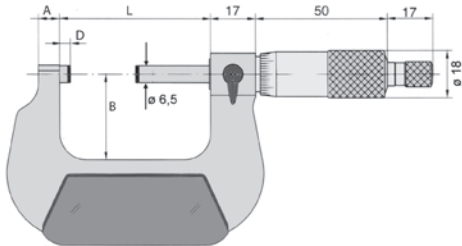
Standard Analog Micrometers

External Micrometers

DIN 863

• for standard expectations

- drum and sleeve matt chrome finish
- frame hammer blow grey lacquered, with insulated handle
- carbide surfaces, lapped, spindle hardened and ground
- locking lever for quick and precise fixing
- with ratchet for constant measuring pressure
- from up 25 mm with setting gauge



ART No	mm	mm	ø mm	mm	A mm	B mm	D mm	L mm	mm	CC
231351	0 – 25	0.01	18	0.5	6	24	3	32	0.004	on request
231352	25 – 50	0.01	18	0.5	8	32	3	57	0.004	on request
231353	50 – 75	0.01	18	0.5	8	45	3	82	0.005	on request
231354	75 – 100	0.01	18	0.5	8	57	3	107	0.005	on request
231355	100 – 125	0.01	18	0.5	8	70	3	133	0.006	on request
231356	125 – 150	0.01	18	0.5	8	82	3	158	0.006	on request
231357	150 – 175	0.01	18	0.5	8	95	5.5	183	0.007	on request
231358	175 – 200	0.01	18	0.5	8	107	5.5	209	0.007	on request

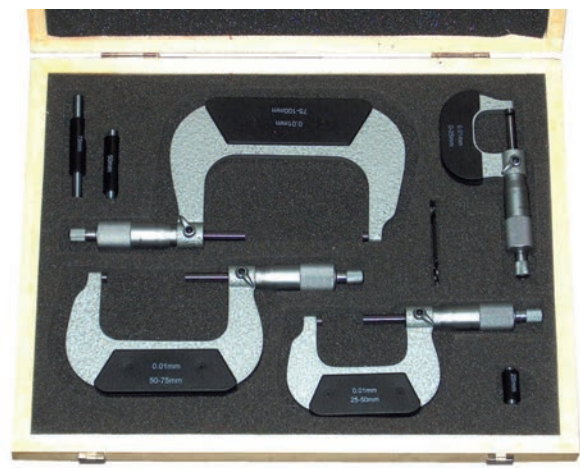
External Micrometer Sets

DIN 863

• for standard expectations

- drum and sleeve matt chrome finish
- frame hammer blow grey lacquered, with insulation plates
- carbide surfaces, lapped, spindle hardened and ground
- locking lever for quick and precise fixing
- with ratchet for constant measuring pressure
- with setting gauge

ART No 232006



ART No 232003 – 232004



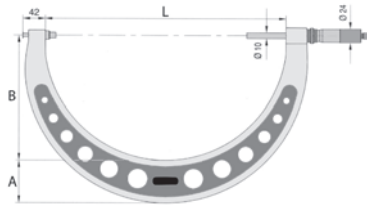
ART No	mm	mm	set content	ø mm	mm	spindle-ø mm	CC
232003	0 – 75	0.01	3	18	0.5	6.5	on request
232004	0 – 100	0.01	4	18	0.5	6.5	on request
232006	0 – 150	0.01	6	18	0.5	6.5	on request
232107	150 – 300	0.01	6	18	0.5	6.5	on request
232108	0 – 300	0.01	12	18	0.5	6.5	on request
232109	100 – 200	0.01	4	18	0.5	6.5	on request

Standard Analog Micrometers

External Micrometers

DIN 863

- with 50 mm spindle revolution
- 100 step graduation
- drum and sleeve matt chrome finish
- lightweight metal frame, hammer blow grey lacquered
- carbide surfaces, lapped, spindle hardened and fine ground
- locking wheel for quick and precise fixing
- with ratchet for constant measuring pressure
- without setting gauges, for setting gauges see page 92



Version with insulated handle on request



ART NO	mm	mm	ø mm	mm	L mm	B mm	A mm	max. mm	CC
230290	300 – 350	0.01	24	1.0	370	190	42	0.006	on request
230291	350 – 400	0.01	24	1.0	430	220	42	0.006	on request
230292	400 – 450	0.01	24	1.0	475	250	42	0.007	on request
230293	450 – 500	0.01	24	1.0	530	273	42	0.007	on request
230294	500 – 550	0.01	24	1.0	570	291	42	0.008	on request
230295	550 – 600	0.01	24	1.0	630	323	42	0.008	on request

External Micrometers

DIN 863

- large measuring range
- with adjustable anvil
- with lightmetal frame
- with 50 mm spindle revolution
- drum and sleeve matt chrome finish
- frame hammer blow lacquered, carbide surfaces, lapped, spindle hardened and fine ground
- locking wheel for quick and precise fixing
- with ratchet for constant measuring pressure
- without setting gauges, for setting gauges see on page 92



Version with insulated handle on request

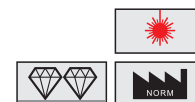


ART NO	mm	mm	ø mm	mm	spindle-ø mm	max. mm	CC
234205	0 – 300	0.1 / 0.01	24	1.0	10.0	0.006	on request
234206	300 – 600	0.1 / 0.01	24	1.0	10.0	0.009	on request
234207	600 – 900	0.1 / 0.01	24	1.0	10.0	0.012	on request
🚚 234208	900 – 1200	0.1 / 0.01	24	1.0	10.0	0.015	on request
🚚 234209	1200 – 1500	0.1 / 0.01	24	1.0	10.0	0.018	on request
🚚 234210	1500 – 1800	0.1 / 0.01	24	1.0	10.0	0.023	on request
🚚 234211	1700 – 2000	0.1 / 0.01	24	1.0	10.0	0.025	on request

Standard Analog Micrometers

External Micrometers

- for measuring plates and panels
- 100 step graduation
- with deep frame
- drum and sleeve matt chrome finish
- frame hammer blow grey lacquered
- carbide surfaces, lapped, spindle hardened and fine ground
- without insulation plates
- with ratchet for constant measuring pressure



ART NO	mm	mm	ø mm	mm	spindle-ø mm	mm	CC
232611	0 – 25 x 50	0.01	24	1.0	6.5	0.002	on request
232612	0 – 25 x 100	0.01	24	1.0	8.0	0.003	on request
232613	0 – 25 x 150	0.01	24	1.0	6.5	0.005	on request

Setting Gauges for Micrometers

DIN 863

- hardened surfaces, ground and lapped
- surfaces-ø 6,5 mm, from size 300 mm with ø 10 mm
- with insulation handle

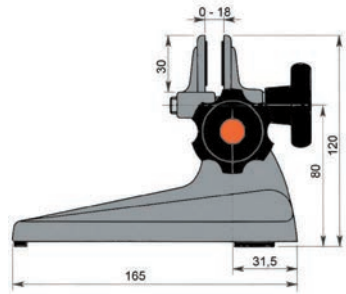
Other sizes available on request!



ART NO	mm	mm	CC	ART NO	mm	mm	CC
2309302	25	0.00125	on request	2309327	650	0.004	on request
2309303	50	0.00125	on request	2309328	675	0.004	on request
2309304	75	0.0015	on request	2309329	700	0.004	on request
2309305	100	0.002	on request	2309330	725	0.004	on request
2309306	125	0.0025	on request	2309331	750	0.004	on request
2309307	150	0.0025	on request	2309332	775	0.004	on request
2309308	175	0.0025	on request	2309333	800	0.004	on request
2309309	200	0.003	on request	2309334	825	0.004	on request
2309310	225	0.003	on request	2309335	850	0.004	on request
2309311	250	0.003	on request	2309336	875	0.004	on request
2309312	275	0.003	on request	2309337	900	0.005	on request
2309313	300	0.003	on request	2309338	925	0.005	on request
2309314	325	0.0035	on request	2309339	950	0.005	on request
2309315	350	0.0035	on request	2309340	975	0.005	on request
2309316	375	0.0035	on request	2309341	1000	0.005	on request
2309317	400	0.0035	on request	2309342	1050	0.005	on request
2309318	425	0.0035	on request	2309343	1150	0.006	on request
2309319	450	0.0035	on request	2309344	1250	0.007	on request
2309320	475	0.0035	on request	2309345	1350	0.007	on request
2309321	500	0.0035	on request	2309346	1450	0.007	on request
2309322	525	0.0035	on request	2309347	1550	0.009	on request
2309323	550	0.0035	on request	2309348	1650	0.01	on request
2309324	575	0.0035	on request	2309349	1750	0.01	on request
2309325	600	0.0035	on request	2309350	1850	0.011	on request
2309326	625	0.004	on request	2309351	1950	0.012	on request

Micrometer Stand

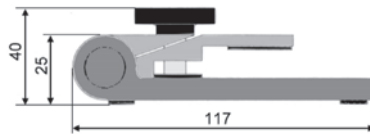
- with stable base
- made of cast iron
- hammer blow lacquered
- clamps equipped with rubber, to protect the instruments
- clamps rotate in axially position
- with fixing screw



ART N°	for micrometer measuring range mm	
239004	0 – 100	165 x 120 x 120

Micrometer Stand

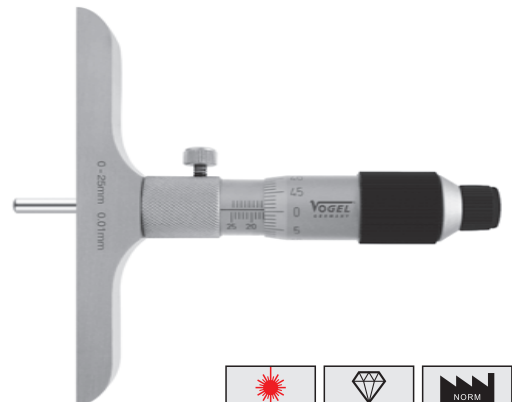
- with stable base
- steel version
- hammer blow lacquered
- clamps equipped with rubber, to protect the instruments
- clamps rotate in axially position
- with central fixing



ART N°	for micrometer measuring range mm	
239005	0 – 100	117 x 70 x 40

Precision Depth Gauges

- suitable for standard requirements
- drum and sleeve matt chrome finish
- measuring pin and surface hardened and ground
- measuring face half round shape
- clamping screw for quick and precise fixing
- with ratchet for constant measuring pressure




ART N°						measuring pin- ϕ mm	quantity of pins		CC
	mm	mm	ϕ mm	mm	mm			max. mm	
231800	0 – 25	0.01	18	0.5	63 x 18	4.5	1	0.004	on request
231801	0 – 25	0.01	18	0.5	100 x 18	4.5	1	0.004	on request
231802	0 – 100	0.01	18	0.5	100 x 18	4.5	4	0.005	on request
231803	0 – 150	0.01	18	0.5	100 x 18	4.5	6	0.005	on request

Depth Gauge Micrometers

Precision Depth Gauges

DIN 863

- high standard quality, for calibration purposes
- drum and sleeve matt chrome finish
- measuring pin and surface hardened and fine ground
- measuring face plane ground and lapped
- clamping wheel for quick and precise fixing
- with ratchet for constant measuring pressure

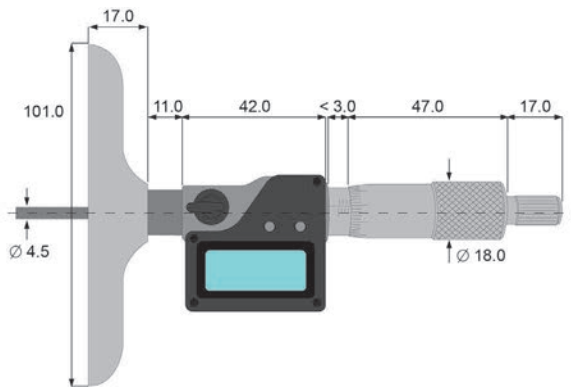


ART N°	mm	mm	ø mm	mm	mm	measuring pin-ø mm	quantity of pins	max. mm	
230812	0 – 75	0.01	20	0.5	50 x 17	4.0	3	0.005	on request
230814	0 – 100	0.01	20	0.5	100 x 17	4.0	4	0.005	on request
230815	0 – 150	0.01	20	0.5	100 x 17	4.0	6	0.006	on request
230816	0 – 200	0.01	20	0.5	100 x 17	4.0	8	0.007	on request
230818	0 – 300	0.01	20	0.5	100 x 17	4.0	12	0.009	on request

Electr. Digital Depth Micrometers

- absolute System, high accuracy, with data output RS232

- LCD display with clear reading, mm/inch switchable
- frame lacquered, with insulation plates
- ORIGIN button, ABS/INC measurement system
- zero setting at any position, On/Off button
- clamp wheel for quick and precise fixing
- measuring pins and surface hardened and ground
- exchangeable measuring pins, half round shape
- no need to readjust after the change of anvils
- with ratchet for constant measuring pressure
- incl. 1x 1.5 V battery (typee LR44, art. no.: 90213), with operation manual



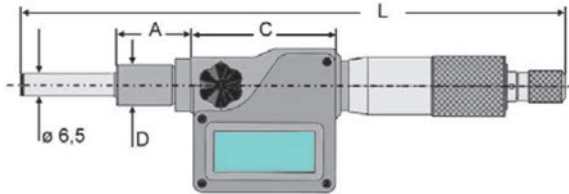
ART N°	mm / inch	mm / inch	ø mm	mm	quantity of pins	max. mm	
231830	0 – 25 / 0 – 1	0.001 / 0.00005	18	0.5	1	0.004	on request
231831	0 – 50 / 0 – 2	0.001 / 0.00005	18	0.5	2	0.004	on request
231833	0 – 100 / 0 – 4	0.001 / 0.00005	18	0.5	4	0.005	on request
231836	0 – 300 / 0 – 12	0.001 / 0.00005	18	0.5	12	0.007	on request

Depth Gauge and Internal Micrometers

Electr. Digital Micrometer Heads • IP65

DIN 863

- splash water proof acc. to DIN 40050 / IEC 6052
- LCD display with clear reading
- with carbide surfaces, flat, lapped, rotating spindle hardened and ground
- mm/inch switchable, with ABS/INC measurement system, SET function
- On/Off button, zero setting at any position
- incl. 1x 1.5 V battery (typee LR44, art. no.: 90213), with operation manual

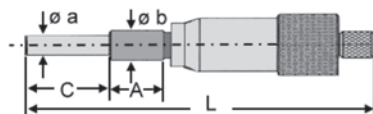


ART N°	mm / inch	mm / inch	ø mm	mm	A mm	C mm	D mm	L mm	max. mm	CC
231287	0 – 25 / 0 – 1	0.001 / 0.00005	18	0.5	17.5	47.6	12	165.5	0.003	on request

Micrometer Head

DIN 863

- drum and sleeve matt chrome finish
- hardened, rotating spindle, carbide, ground thread
- measuring surface in flat version, finely ground lapped



ART N°	mm	mm	ø mm	mm	A mm	C mm	L mm	ø a mm	ø b mm	max. mm	CC
231012	0 – 25	0.01	23	0.5	17.5	28.5	113	6.5	12	0.003	on request

Electr. Digital Internal Micrometers

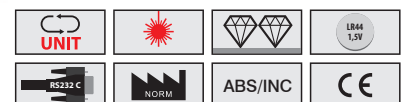
- for easy and rapid measurement of various internal intervals
- Absolute Measuring System, with data output RS232

- LCD display with clear reading, mm/inch switchable
- frame lacquered, with insulation plates, rounded carbide surfaces
- ORIGIN button, ABS/INC measurement system
- zero setting at any position, On/Off switch
- clamp wheel for quick and precise fixing
- with ratchet for constant measuring pressure
- incl. 1x 1.5 V battery (typee LR44, art. no.: 90213), with operation manual
- art. no. 231620 with setting ring



ART N° 231620

Art. no. 231621-231626 may differ from this article picture.



Option

- data transfer via cable, art. no.: 2323100

ART N°	mm / inch	mm / inch	ø mm	mm	max. mm	CC
231620	5 – 30 / 0.2 – 1.2	0.001 / 0.00005	18	0.5	0.003	on request
231621	25 – 50 / 1 – 2	0.001 / 0.00005	18	0.5	0.003	on request
231622	50 – 75 / 2 – 3	0.001 / 0.00005	18	0.5	0.004	on request
231623	75 – 100 / 3 – 4	0.001 / 0.00005	18	0.5	0.004	on request
231624	100 – 125 / 4 – 5	0.001 / 0.00005	18	0.5	0.005	on request
231625	125 – 150 / 5 – 6	0.001 / 0.00005	18	0.5	0.005	on request
231626	150 – 175 / 6 – 7	0.001 / 0.00005	18	0.5	0.005	on request


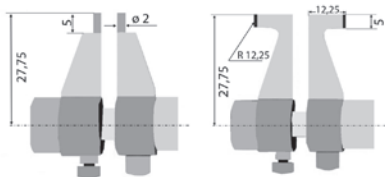
Analog Internal Micrometers

Internal Micrometers


DIN 863

- for standard requirements in measuring

- drum and sleeve matt chrome finish
- carbide measuring faces in rounded shape
- clamping screw for quick and precise fixing
- with ratchet for constant measuring pressure



Type A



Type B



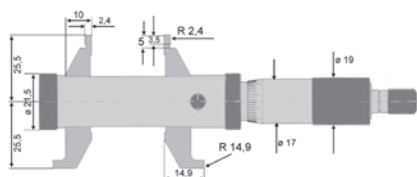
ART ^{NO}	mm	Type	mm	ø mm	mm	mm	max. mm	CC
231611	5 – 30	A	0.01	18	0.5	5	0.005	on request
231612	25 – 50	B	0.01	18	0.5	25	0.006	on request
231613	50 – 75	B	0.01	18	0.5	—	0.007	on request
231614	75 – 100	B	0.01	18	0.5	—	0.008	on request
231615	5 – 100 (Set)	A + B	0.01	18	0.5	5 + 25	0.005 / 0.006 / 0.007 / 0.008	on request

Internal Micrometer

workshop grade

- with double-measuring jaws and setting ring
- quality measuring equipment, for standard requirements

- drum and sleeve matt chrome finish
- carbide measuring faces in rounded shape
- two measuring jaws for two different ranges
- easy reading through scale on the front and back
- clamping screw for quick and precise fixing
- with friction ratchet for constant measuring pressure
- with setting ring ø 30 mm
- with clamping screw for quick and precise fixing



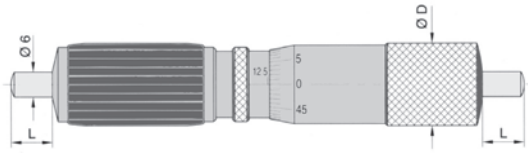
ART ^{NO}	mm	mm	mm	mm	max. mm	CC
230610	5 – 55	0.01	0.5	30	0.006	on request

Analog Internal Micrometers

Internal Micrometers




DIN 863

- drum and sleeve matt chrome finish
- carbide equipped measuring heads, spherically lapped, \varnothing 6 mm
- from up 100 mm with clamping ring and with insulation handle



Other sizes available
on request!



ART NO	 mm	 mm	 mm	 \varnothing D mm	L mm	 max. mm	 CC
230740	25 – 30	0.01	0.5	15	1.5	0.003	on request
230741	30 – 35	0.01	0.5	15	1.5	0.003	on request
230742	35 – 50	0.01	0.5	15	1.5	0.003	on request
230743	50 – 75	0.01	0.5	16	1.5	0.003	on request
230744	75 – 100	0.01	0.5	17	6	0.003	on request
230745	100 – 125	0.01	0.5	20	6	0.003	on request
230746	125 – 150	0.01	0.5	20	10	0.003	on request
230747	150 – 175	0.01	0.5	20	10	0.004	on request
230748	175 – 200	0.01	0.5	20	10	0.004	on request
230749	200 – 225	0.01	0.5	20	10	0.004	on request
230750	225 – 250	0.01	0.5	20	10	0.004	on request
230751	250 – 275	0.01	0.5	20	10	0.004	on request
230752	275 – 300	0.01	0.5	20	10	0.004	on request
230753	300 – 325	0.01	0.5	20	10	0.004	on request
230754	325 – 350	0.01	0.5	20	10	0.004	on request
230755	350 – 375	0.01	0.5	20	10	0.004	on request
230756	375 – 400	0.01	0.5	20	10	0.004	on request
230757	400 – 425	0.01	0.5	20	10	0.004	on request
230758	425 – 450	0.01	0.5	20	10	0.004	on request
230759	450 – 475	0.01	0.5	20	10	0.004	on request
230760	475 – 500	0.01	0.5	20	10	0.004	on request
230761	500 – 525	0.01	0.5	20	10	0.005	on request
230762	525 – 550	0.01	0.5	20	10	0.005	on request
230763	550 – 575	0.01	0.5	20	10	0.005	on request
230764	575 – 600	0.01	0.5	20	10	0.005	on request
230765	600 – 625	0.01	0.5	20	10	0.005	on request
230766	625 – 650	0.01	0.5	20	10	0.005	on request
230767	650 – 675	0.01	0.5	20	10	0.005	on request
230768	675 – 700	0.01	0.5	20	10	0.005	on request
230769	700 – 725	0.01	0.5	20	10	0.005	on request
230770	725 – 750	0.01	0.5	20	10	0.005	on request
230771	750 – 775	0.01	0.5	20	10	0.005	on request

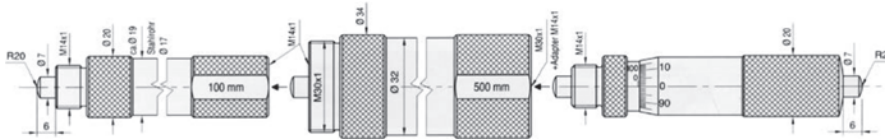

Internal Micrometers Sets

Internal Micrometer Sets

DIN 863

- spring loaded end gauges
- with screw-on extensions
- up to 6000 mm measuring range available

- drum and sleeve matt chrome finish
- carbide equipped measuring heads, spherically lapped, $\varnothing 7 \times 6$ mm
- high accuracy because of spring loaded measuring end
- with insulation handle
- individual packed extensions are available on request



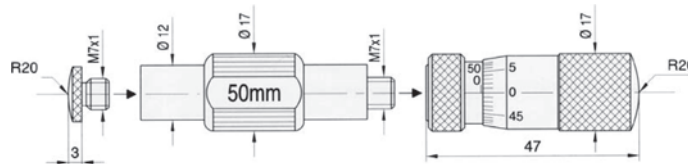

ART NO	mm	mm	mm	quantity of anvils with ...		max. mm	CC
				... tube- \varnothing 17 mm	... tube- \varnothing 32 mm		
230440	100 – 200	0.01	0.5	50		0.005	on request
230441	100 – 300	0.01	0.5	50 / 100		0.007	on request
230442	100 – 500	0.01	0.5	50 / 100 / 200		0.009	on request
230443	100 – 900	0.01	0.5	50 / 100 / 200 / 400		0.011	on request
230444	100 – 1300	0.01	0.5	50 / 100 / 200 / 400		0.013	on request
230445	100 – 1700	0.01	0.5	50 / 100 / 200 / 400 / 800		0.015	on request
230446	100 – 2100	0.01	0.5	50 / 100 / 200 / 400 / 800		0.018	on request
230447	100 – 2500	0.01	0.5	50 / 100 / 200 / 400 / 800		0.021	on request
230448	100 – 2000	0.01	0.5	50 / 100 / 200	500 / 1 x 1000	0.018	on request
230449	100 – 3000	0.01	0.5	50 / 100 / 200	500 / 2 x 1000	0.03	on request
230470	100 – 4000	0.01	0.5	50 / 100 / 200	500 / 3 x 1000	0.04	on request
230471	100 – 5000	0.01	0.5	50 / 100 / 200	500 / 4 x 1000	0.05	on request
230472	100 – 6000	0.01	0.5	50 / 100 / 200	500 / 5 x 1000	0.06	on request

Internal Micrometer Sets

DIN 863

- resiliently mounted end gauges
- with screw-on extensions
- up to 1450 mm measuring range available

- drum and sleeve matt chrome finish
- carbide equipped measuring heads, spherically lapped, R20 mm
- with insulation handle
- individual packed extensions are available on request



ART NO	mm	mm	mm	quantity of anvils with tube- \varnothing 17 mm	max. mm	CC
230880	50 – 150	0.01	0.5	25 / 50	0.006	on request
230881	50 – 250	0.01	0.5	25 / 50 / 100	0.008	on request
230882	50 – 300	0.01	0.5	25 / 50 / 50 / 100	0.009	on request
230883	50 – 450	0.01	0.5	25 / 50 / 100 / 200	0.01	on request
230884	50 – 850	0.01	0.5	25 / 50 / 100 / 200 / 400	0.012	on request
230885	50 – 1450	0.01	0.5	25 / 50 / 100 / 200 / 400 / 600	0.015	on request

Bowers • Electr. Digital 3-Point Bore Gauges • IP67

- with integrated Bluetooth® technology
- water- and coolant proof acc. to DIN 40050 / IEC 60529
- for through holes and from up 12.5 mm for blind holes also

- Proximity-USB / RS232 output
- large LCD display with clear reading, digit height 9 mm
- bi-directional communication, ratchet stop, to ensure constant measuring force
- from up 12.5 mm with carbide measuring faces, „0“-setting at any position
- On-/Off-button, mm/inch switchable, data hold function
- 4 preset memories, simple 2-button operation
- incl. setting ring, UKAS certificates for instruments and setting rings
- incl. 1x 3 V battery (CR2032, art. no.: 90112), with operation manual

Options

- other measuring ranges and other measuring heads available on request!
- extensions can be found on page 102



ART NO	mm / inch	mm / inch	max. mm	meas. depth mm	ø mm	CC
230631-BT	6 – 8 / 0.25 – 0.3	0.001 / 0.00005	0.004	58	8	inclusive
230632-BT	8 – 10 / 0.3 – 0.4	0.001 / 0.00005	0.004	58	8	inclusive
230633-BT	10 – 12.5 / 0.4 – 0.5	0.001 / 0.00005	0.004	58	12.5	inclusive
230634-BT	12.5 – 16 / 0.5 – 0.6	0.001 / 0.00005	0.004	62	12.5	inclusive
230635-BT	16 – 20 / 0.6 – 0.8	0.001 / 0.00005	0.004	62	20	inclusive
230636-BT	20 – 25 / 0.8 – 1	0.001 / 0.00005	0.004	66	20	inclusive
230637-BT	25 – 35 / 1 – 1.37	0.001 / 0.00005	0.004	66	35	inclusive
230638-BT	35 – 50 / 1.37 – 2	0.001 / 0.00005	0.004	80	35	inclusive
230639-BT	50 – 65 / 2 – 2.55	0.001 / 0.00005	0.005	80	65	inclusive
230640-BT	65 – 80 / 2.55 – 3.15	0.001 / 0.00005	0.005	80	65	inclusive
230641-BT	80 – 100 / 3.15 – 4	0.001 / 0.00005	0.005	100	80	inclusive
230642-BT	100 – 125 / 4 – 5	0.001 / 0.00005	0.006	115	125	inclusive
230643-BT	125 – 150 / 5 – 6	0.001 / 0.00005	0.006	115	125	inclusive
230644-BT	150 – 175 / 6 – 7	0.001 / 0.00005	0.007	115	175	inclusive
230645-BT	175 – 200 / 7 – 8	0.001 / 0.00005	0.007	115	175	inclusive
230646-BT	200 – 225 / 8 – 9	0.001 / 0.00005	0.008	118	225	inclusive
230647-BT	225 – 250 / 9 – 10	0.001 / 0.00005	0.008	118	225	inclusive
230648-BT	250 – 275 / 10 – 11	0.001 / 0.00005	0.009	118	275	inclusive
230649-BT	275 – 300 / 11 – 12	0.001 / 0.00005	0.009	118	275	inclusive

Bowers • Electr. Digital 2-/3-Point Bore Gauge Sets • IP67

- with integrated Bluetooth® technology
- water- and coolant proof acc. to DIN 40050 / IEC 60529
- for through holes and from up 12.5 mm for blind holes also

- Proximity-USB / RS232 output
- large LCD display with clear reading, digit height 9 mm
- bi-directional communication, ratchet stop, to ensure constant measuring force
- from up 12.5 mm with carbide measuring faces, „0“-setting at any position
- On-/Off-button, mm/inch switchable, data hold function
- 4 preset memories, simple 2-button operation
- incl. setting ring, UKAS certificates for instruments and setting rings
- incl. 1x 3 V battery (CR2032, art. no.: 90112), with operation manual



OPTIONS
see above

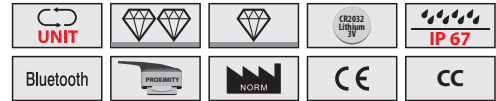


ART NO	mm / inch	mm / inch	max. mm	meas. depth mm	meas. heads amount	Pices	CC
2-Point Bore Gauge Set							
230611-BT	2 – 6 / 0.08 – 0.25	0.001 / 0.00005	0.004	9 / 12 / 18	5	3	inclusive
3-Point Bore Gauge Set							
230612-BT	6 – 10 / 0.25 – 0.4	0.001 / 0.00005	0.004	58	2	1	inclusive
230613-BT	10 – 20 / 0.4 – 0.8	0.001 / 0.00005	0.004	58 / 62	3	2	inclusive
230614-BT	20 – 50 / 0.8 – 2	0.001 / 0.00005	0.004	66 / 80	3	2	inclusive
230615-BT	50 – 100 / 2 – 4	0.001 / 0.00005	0.005	80 / 100	3	2	inclusive
230616-BT	100 – 150 / 4 – 6	0.001 / 0.00005	0.006	115	2	1	inclusive
230617-BT	150 – 200 / 6 – 8	0.001 / 0.00005	0.007	115	2	1	inclusive
230618-BT	100 – 200 / 4 – 8	0.001 / 0.00005	0.006 / 0.007	115	4	2	inclusive

Digital Bore Gauges

Bowers • Electr. Digital 3-Point Pistol Grip Bore Gauges • IP67

- with integrated Bluetooth® technology
- water- and coolant proof acc. to DIN 40050 / IEC 60529
- XT3 „Holematic“, with Sylvac-Electronic
- for through holes and from up 12.5 mm for blind holes also
- Proximity-USB / RS232 data output
- large LCD display with clear reading, digit height 9 mm
- bi-directional communication, easy handling, with rugged grip
- from up 12.5 mm with carbide measuring faces, „0“-setting at any position
- On-/Off-button, mm/inch switchable, data hold function
- 4 preset memories, simple 2-button operation
- incl. setting ring, UKAS certificates for instruments and setting rings
- incl. 1x 3 V battery (CR2032, art. no.: 90112), with operation manual



Options

- other measuring ranges and other measuring heads available on request!

ART NO	mm / inch	mm / inch	mm	meas. depth mm	ø mm	
230976-BT	6 – 8 / 0.25 – 0.3	0.001 / 0.00005	0.004	58	8	inclusive
230977-BT	8 – 10 / 0.3 – 0.4	0.001 / 0.00005	0.004	58	8	inclusive
230978-BT	10 – 12.5 / 0.4 – 0.5	0.001 / 0.00005	0.004	58	12.5	inclusive
230979-BT	12.5 – 16 / 0.5 – 0.6	0.001 / 0.00005	0.004	62	12.5	inclusive
230980-BT	16 – 20 / 0.6 – 0.8	0.001 / 0.00005	0.004	62	20	inclusive
230981-BT	20 – 25 / 0.8 – 1	0.001 / 0.00005	0.004	66	20	inclusive
230982-BT	25 – 35 / 1 – 1.37	0.001 / 0.00005	0.004	66	35	inclusive
230983-BT	35 – 50 / 1.37 – 2	0.001 / 0.00005	0.004	80	35	inclusive
230984-BT	50 – 65 / 2 – 2.55	0.001 / 0.00005	0.005	80	65	inclusive
230985-BT	65 – 80 / 2.55 – 3.15	0.001 / 0.00005	0.005	80	65	inclusive
230986-BT	80 – 100 / 3.15 – 4	0.001 / 0.00005	0.005	100	80	inclusive
230987-BT	100 – 125 / 4 – 5	0.001 / 0.00005	0.006	115	125	inclusive
230988-BT	125 – 150 / 5 – 6	0.001 / 0.00005	0.006	115	125	inclusive
230989-BT	150 – 175 / 6 – 7	0.001 / 0.00005	0.007	115	175	inclusive
230990-BT	175 – 200 / 7 – 8	0.001 / 0.00005	0.007	115	175	inclusive
230991-BT	200 – 225 / 8 – 9	0.001 / 0.00005	0.008	118	225	inclusive
230992-BT	225 – 250 / 9 – 10	0.001 / 0.00005	0.008	118	225	inclusive
230993-BT	250 – 275 / 10 – 11	0.001 / 0.00005	0.009	118	275	inclusive
230994-BT	275 – 300 / 11 – 12	0.001 / 0.00005	0.009	118	275	inclusive

Bowers • Electr. Digital 2-/3-Point Pistol Grip Bore Gauge Sets • IP67

- with integrated Bluetooth® technology
- water- and coolant proof acc. to DIN 40050 / IEC 60529
- XT3 „Holematic“, with Sylvac-Electronic
- for through holes and from up 12.5 mm for blind holes also

- Proximity-USB / RS232 data output
- large LCD display with clear reading, digit height 9 mm
- bi-directional communication, easy handling, with rugged grip
- from up 12.5 mm with carbide measuring faces, „0“-setting at any position
- On-/Off-button, mm/inch switchable, data hold function
- 4 preset memories, simple 2-button operation
- incl. setting ring, UKAS certificates for instruments and setting rings
- incl. 1x 3 V battery (CR2032, art.-no.: 90112), with operation manual



OPTIONS see above



ART NO	mm / inch	mm / inch	mm	meas. depth mm	meas. heads amount	quantity	
2-Point Bore Gauge Set							
230840-BT	2 – 6 / 0.08 – 0.25	0.001 / 0.00005	0.004	9 / 12 / 18	5	3	inclusive
3-Point Bore Gauge Set							
230841-BT	6 – 10 / 0.25 – 0.4	0.001 / 0.00005	0.004	58	2	1	inclusive
230842-BT	10 – 20 / 0.4 – 0.8	0.001 / 0.00005	0.004	58 / 62	3	2	inclusive
230843-BT	20 – 50 / 0.8 – 2	0.001 / 0.00005	0.004	66 / 80	3	2	inclusive
230844-BT	50 – 100 / 2 – 4	0.001 / 0.00005	0.005	80 / 100	3	2	inclusive
230845-BT	100 – 150 / 4 – 6	0.001 / 0.00005	0.006	115	2	1	inclusive
230846-BT	150 – 200 / 6 – 8	0.001 / 0.00005	0.007	115	2	1	inclusive
230847-BT	100 – 200 / 4 – 8	0.001 / 0.00005	0.006 / 0.007	115	4	2	inclusive

Bowers • Electr. Digital 3-Point Bore Gauge Sets • IP67

- with integrated Bluetooth® technology
- water- and coolant proof acc. to DIN 40050 / IEC 60529
- Bowers Model „XT500“, with Sylvac-Electronic
- designed specifically for the measurement of internal diameters between 300 – 500 mm
- measuring head with exchangeable anvils

- Proximity-USB / RS232 data output
- large LCD display with clear reading, digit height 9 mm
- hardened, radiussed measuring anvils provide optimum centralisation in the part
- anvil sets are supplied in 25 mm steps, each set has been manufactured to exact tolerance size
- the 300 – 325 mm anvils are the master reference set and are used for setting gauge in the setting ring
- only one 300 mm setting ring is required to set the gauge for all diameters in the full 300 – 500 mm range of the instrument
- bi-directional communication, ratchet stop, to ensure constant measuring force
- On-/Off-button, mm/inch switchable, data hold function, simple 2-button operation
- 4 preset memories, simple 2-button operation
- incl. setting ring with UKAS certificate for setting ring
- incl. 1x 3 V battery (CR2032, art.-no. 90112), with operation manual

Option

- extensions for deeper bores 150 / 500 / 1000 mm available on request



ART NO	mm / inch	mm	max. mm	mm	meas. depth mm	ø mm	CC
230437-BT	300 – 400 / 12 – 16	0.01 / 0.0001 0.0005 / 0.00005	0.015	0.003	120	300	inclusive
230438-BT	300 – 325 / 400 – 500 12 – 12.8 / 16 – 20	0.01 / 0.0001 0.0005 / 0.00005	0.015	0.003	120	300	inclusive
230439-BT	300 – 500 / 12 – 20	0.01 / 0.0001 0.0005 / 0.00005	0.015	0.003	120	300	inclusive

Bowers • Electr. Digital 2-Point Bore Gauge Sets • IP65

- water- and coolant proof acc. to DIN 40050 / IEC 60529
- Micro Gauge, with Sylvac-Electronic
- designed specifically for the measurement of small bores between 1.0 – 10.0 mm

- Proximity-USB / RS232 data output
- slimline LCD display with clear reading, digit height 7 mm
- switchable resolution 0.01 / 0.001 / 0.0005 mm
- hard-chromed ball-contacts
- On-/Off-button, mm/inch switchable, data hold function, simple 2-button operation
- Linearity: ø 1.0 – 1.5 max. 2% of measuring travel, min. 0.001 mm, ø 1.5 – 10 mm max. 1% of measuring travel, min. 0.001 mm
- incl. setting ring with UKAS certificate for setting ring
- incl. 2x 1.5 V battery (LR44, art.-no. 90213), with operation manual

Options

- also available as single devices with various measuring ranges on request
- data transfer via WiFi, art.-no. 2023104 + 2023105, see page 272







ART NO	mm / inch	mm	max. mm	meas. depth mm	quantity	CC
230190	0.95 – 1.55 / 0.037 – 0.045	0.01 / 0.001 / 0.0005	0.001	0.6 – 11	5	inclusive
230191	1.50 – 2.45 / 0.059 – 0.096	0.01 / 0.001 / 0.0005	0.001	0.9 – 17	4	inclusive
230192	2.25 – 4.25 / 0.089 – 0.167	0.01 / 0.001 / 0.0005	0.001	1.2 – 22	7	inclusive
230193	3.65 – 6.35 / 0.144 – 0.250	0.01 / 0.001 / 0.0005	0.001	2.0 – 40	5	inclusive
230194	6.15 – 8.35 / 0.242 – 0.329 8.15 – 10.35 / 0.321 – 0.408	0.01 / 0.001 / 0.0005	0.001	2.0 – 40 2.0 – 50	8	inclusive

Digital Bore Gauges

Bowers • Accessories for Analogue- and Electr. Digital 3-Point Bore Gauges

- extensions in different length
- depth stop for measuring range 2 – 6 mm

Extension	ART N ^o	 mm	for measuring heads
	230651	63	6 – 10
	230652	76	10 – 12,5
	230653	100	12,5 – 20
	230654	150	20 – 50
	230655	150	50 – 300

Depth Stop for Electr. Digital 3-Point Bore Gauges	ART N ^o	 mm
	230656	2 – 6

Bowers • Accessories for Electr. Digital 2-Point Bore Gauge (MicroGauge)


- extensions in different length
- stand for MicroGauge

Depth Stop for MicroGauge	ART N ^o	 mm
	230475	0.95 – 1.55
	230476	1.50 – 2.45
	230477	2.25 – 4.25
	230478	3.65 – 6.35
	230479	6.15 – 10.35

Stand for MicroGauge	ART N ^o
	230658

Bowers • Accessories setting ring for XT500 Electr. Digital 3-Point Bore Gauge

- setting ring, hardened and lapped, incl. UKAS-calibration certificate

ART N ^o	 mm	
230770-3000	300	inclusive



Send us a
partnership request



OXOMI.com



Complete catalogue
assortment searchable
on OXOMI.com

Electr. Digital 3-Point Bore Micrometers • IP54

- spray water proof acc. to DIN 40050 / IEC 60529
- for bore holes and blind holes
- with data output, top model (connectivity also for Digimatic measuring devices, Mitutoyo compatible)

- LCD unit with clear reading, digit height 8 mm
- chromed finish, self-centering and self-aligning
- with friction ratchet for constant measuring pressure
- 6 – 12 mm with hardened measuring faces, from up 12 mm
- with tungsten carbide measuring faces
- zero setting at any position, On-/Off-button
- measuring unit switchable mm/inch, with ABS/INC-system
- data hold function, \pm preset function
- incl. setting ring and with extension rod
- incl. 1x 3 V battery (typee CR2032, art. no.: 90112), with operation manual



Options

- data transfer via cable, art. no.: 2420194, see page 272
- data transfer via WiFi, art. no.: 2040101, see page 272
- data transfer via Bluetooth®, art. no.: 209000, see page 272

ART NO	mm / inch	mm / inch	max. mm	L1 mm	B mm	C mm	extension rod mm	ø mm	CC
236431	6 – 8 / 0.24 – 0.32	0.001 / 0.00005	0.004	30	2.5	1	50	8	on request
236432	8 – 10 / 0.32 – 0.4	0.001 / 0.00005	0.004	30	2.5	1	50	8	on request
236433	10 – 12 / 0.4 – 0.5	0.001 / 0.00005	0.004	30	2.5	1	50	10	on request
236434	12 – 16 / 0.5 – 0.63	0.001 / 0.00005	0.004	48	6.3	0.4	100	16	on request
236435	16 – 20 / 0.63 – 0.8	0.001 / 0.00005	0.004	48	6.3	0.4	100	16	on request
236436	20 – 25 / 0.8 – 1	0.001 / 0.00005	0.004	50	9.2	0.4	150	25	on request
236437	25 – 30 / 1 – 1.2	0.001 / 0.00005	0.004	50	9.2	0.4	150	25	on request
236438	30 – 40 / 1.2 – 1.6	0.001 / 0.00005	0.004	50	9.2	0.4	150	30	on request
236439	40 – 50 / 1.6 – 2	0.001 / 0.00005	0.005	55	16.5	0.5	150	40	on request
236440	50 – 63 / 2 – 2.5	0.001 / 0.00005	0.005	55	16.5	0.5	150	50	on request
236441	62 – 75 / 2.45 – 3	0.001 / 0.00005	0.005	55	16.5	0.5	150	62	on request
236442	75 – 88 / 3 – 3.46	0.001 / 0.00005	0.005	55	16.5	0.5	150	87	on request
236443	87 – 100 / 3.43 – 4	0.001 / 0.00005	0.005	55	16.5	0.5	150	87	on request

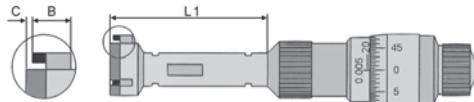
3-Point Bore Micrometers

- for bore holes and blind holes

- chromed finish, self-centering and self-aligning
- with ratchet for constant measuring pressure
- 6 – 12 mm with hardened measuring faces, from up 12 mm with tungsten carbide measuring faces
- incl. setting ring and extension rod
- with operation manual

Option

- Setting rings can be found on page 206



ART NO	mm	mm	max. mm	L1 mm	B mm	C mm	extension rod mm	ø mm	CC
236531	6 – 8	0.001	0.004	30	2.5	1	50	8	on request
236532	8 – 10	0.001	0.004	30	2.5	1	50	8	on request
236533	10 – 12	0.001	0.004	30	2.5	1	50	10	on request
236534	12 – 16	0.005	0.004	48	6.3	0.4	100	16	on request
236535	16 – 20	0.005	0.004	48	6.3	0.4	100	16	on request
236536	20 – 25	0.005	0.004	50	9.2	0.4	150	25	on request
236537	25 – 30	0.005	0.004	50	9.2	0.4	150	25	on request
236538	30 – 40	0.005	0.004	50	9.2	0.4	150	30	on request
236539	40 – 50	0.005	0.005	55	16.5	0.5	150	40	on request
236540	50 – 63	0.005	0.005	55	16.5	0.5	150	50	on request
236541	62 – 75	0.005	0.005	55	16.5	0.5	150	62	on request
236542	75 – 88	0.005	0.005	55	16.5	0.5	150	87	on request
236543	87 – 100	0.005	0.005	55	16.5	0.5	150	87	on request

Analog Bore Gauges

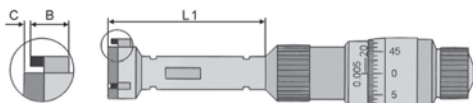
3-Point Bore Micrometer Set

• for bore holes and blind holes

- as set composition, with setting ring and extension rod
- chromed finish, self-centering and self-aligning
- with ratchet for constant measuring pressure
- 6 – 12 mm with hardened measuring faces, from up 12 mm with tungsten carbide measuring faces
- with operation manual

Option

- Setting rings can be found on page 206



ART N ^o	mm	mm	mm	mm	L1 mm	B mm	C mm	extension rod mm	ø mm	CC
236581	6 – 12	6 – 8 8 – 10 10 – 12	0.001	0.004 0.004 0.004	30	2.5	1	50	8 10	on request
236582	12 – 20	12 – 16 16 – 20	0.005	0.004 0.004	48	6.3	0.4	100	16	on request
236583	20 – 50	20 – 25 25 – 30 30 – 40 40 – 50	0.005	0.004 0.004 0.004 0.004	50	9.2	0.4	150	25 40	on request
236584	50 – 100	50 – 63 62 – 75 75 – 88 87 – 100	0.005	0.005 0.005 0.005 0.005	55	16.5	0.5	150	62 87	on request

Bowers • 3-Point Bore Gauges

• for through holes and from up 12.5 mm for blind holes also

- vernier scale 6 – 20 mm with 0.002 mm
- chromed finish with clear reading, ergonomically designed
- ratchet stop to ensure constant measuring force
- from up 12.50 mm with carbide measuring faces
- incl. setting ring, UKAS certificates for instruments and setting rings, with operation manual



ART N ^o	mm	mm	mm	meas.-depth mm	ø mm	CC
230500	6 – 8	0.002	0.004	58	8	inclusive
230501	8 – 10	0.002	0.004	58	8	inclusive
230502	10 – 12.5	0.002	0.004	58	12.5	inclusive
230503	12.5 – 16	0.002	0.004	62	12.5	inclusive
230504	16 – 20	0.002	0.004	62	20	inclusive
230505	20 – 25	0.005	0.004	66	20	inclusive
230506	25 – 35	0.005	0.004	66	35	inclusive
230507	35 – 50	0.005	0.004	80	35	inclusive
230508	50 – 65	0.005	0.005	80	65	inclusive
230509	65 – 80	0.005	0.005	80	65	inclusive
230510	80 – 100	0.005	0.005	100	80	inclusive
230511	100 – 125	0.005	0.006	115	125	inclusive
230512	125 – 150	0.005	0.006	115	125	inclusive
230513	150 – 175	0.005	0.007	115	175	inclusive
230514	175 – 200	0.005	0.007	115	175	inclusive
230515	200 – 225	0.005	0.008	118	225	inclusive
230516	225 – 250	0.005	0.008	118	225	inclusive
230517	250 – 275	0.005	0.009	118	275	inclusive
230518	275 – 300	0.005	0.009	118	275	inclusive






Bowers • 2-/3-Point Bore Gauge Sets

- for through holes and from up 12.5 mm for blind holes also
- vernier scale 2 – 6 mm with improved resolution in 0.001 mm (micro version)
- vernier scale 6 – 20 mm with improved resolution in 0.002 mm (micro version)
- chromed finish with clear reading, ergonomically designed
- ratchet stop to ensure constant measuring force
- from up 12.50 mm with carbide measuring faces
- incl. setting ring, UKAS certificates for instruments and setting rings, with operation manual

Option

- extensions see page 102



ART NO	 mm	 mm	 mm	meas.-depth mm	meas.-heads amount	 quantity	 CC
2-Point Bore Gauge Sets							
230520	2 – 3	0.001	0.004	9	2	1	inclusive
230521	3 – 6	0.001	0.004	12 / 18	3	2	inclusive
3-Point Bore Gauge Sets							
230522	6 – 10	0.002	0.004	58	2	1	inclusive
230523	10 – 20	0.002	0.004	58 / 62	3	2	inclusive
230524	20 – 50	0.005	0.004	66 / 80	3	2	inclusive
230525	50 – 100	0.005	0.005	80 / 100	3	2	inclusive
230526	100 – 150	0.005	0.006	115	2	1	inclusive
230527	150 – 200	0.005	0.007	115	2	1	inclusive

Explore our **Website.**

www.vogel-germany.de



Any questions?

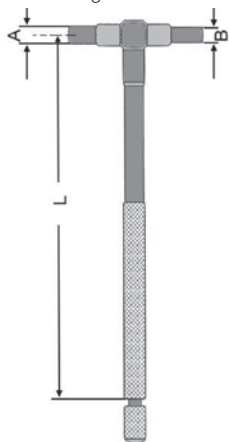
We are pleased to advise.

Telescopic Gauges and Bore Gauges

Telescopic Gauges, 6-pcs.

- in places that are hard to reach
- with standard measuring instruments

- steel made, satin chromed
- self-centering, spherical measuring faces, hardened
- constant spring pressure on the measuring faces
- with fixing device



ART N°	Set / mm	mm	measuring depth (L) mm	A mm	B mm
472030	8 – 150	8 – 12.7	102	4	3
		12.7 – 19	102	5	4
		19 – 32	102	5	4
		32 – 54	127	7.5	6
		54 – 90	127	7.5	6
		90 – 150	127	7.5	6
472031	8 – 150	8 – 12.7	300	4	3
		12.7 – 19	300	5	4
		19 – 32	300	5	4
		32 – 54	300	7.5	6
		54 – 90	300	7.5	6
		90 – 150	300	7.5	6

Bore Gauge Set with Dial Indicator

- for quick and easy measuring of bores
- standard precision, especially for workshop use

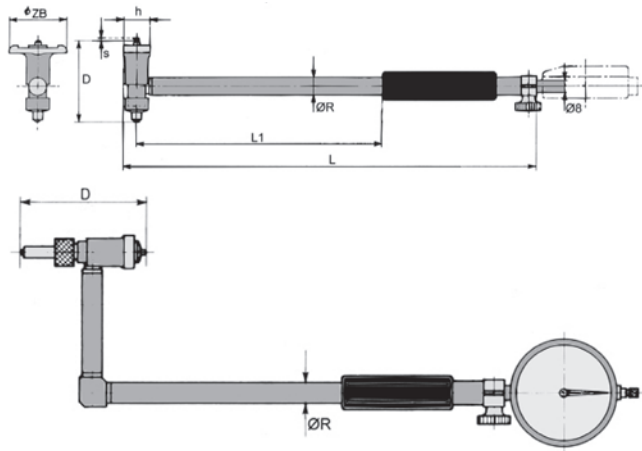
- matt chrome finish pipe, with insulation handle
- hardened contact points
- with operation manual



ART N°	mm	mm	quantity of contact points	quantity of distance plates	L mm	CC
237011	10 – 18	0.01	9	1	50	on request
237012	18 – 35	0.01	7	2	142	on request
237013	35 – 50	0.01	5	2	155	on request
237014	50 – 100	0.01	7	2	200	on request
237015	50 – 160	0.01	8	2	200	on request
237016	100 – 160	0.01	8	2	205	on request
237017	160 – 250	0.01	8	2	205	on request

Schwenk • Bore Gauge Set without Dial Indicator

- for quick and easy measuring of bores
- high precision quality, especially for workshop use
- steel tube, stainless, with insulation plate
- measuring bolts hardened or made of carbide available
- repeatability at sizes:
4.50 – 290 mm = fw < 0.50 μm, 280 – 800 mm = fw < 1.50 μm
- deviation range at sizes:
4.50 – 290 mm = fe < 2.00 μm, 280 – 800 mm = fe < 3.00 μm
- with operation manual



ART NO steel contact points	ART NO carbide contact points	D mm	quantity of contact points	L1 mm	L mm	R ø mm	s mm	h mm	ZB ø mm	CC
—	230720	4.5 – 6	9	80	147	4	0.35	2	4	on request
—	230721	6 – 8	7	100	165	5	0.5	2.6	5.2	on request
—	230722	8 – 12	9	100	165	5	0.7	3.25	6.5	on request
—	230723	12 – 20	9	110	204	8	0.9	4.5	9	on request
230700	230724	18 – 35	9	110	206	8	1.3	5.4	14.8	on request
230701	230725	35 – 60	6	138	243	10	1.3	7	28	on request
230702	230726	50 – 100	11	177	295	12	1.4	8.5	45	on request
230703	230727	50 – 150	11	177	295	12	1.4	8.5	45	on request
230704	230728	100 – 160	7	234	365	18	1.6	11.5	75	on request
230705	230729	100 – 230	7	234	365	18	1.6	11.5	75	on request
230706	230730	160 – 290	7	234	365	18	1.6	11.5	120	on request
230707	230731	160 – 360	7	234	365	18	1.6	11.5	120	on request
230708	230732	280 – 410	7	400	550	24	2.6	16	165	on request
230709	230733	280 – 510	7	400	550	24	2.6	16	165	on request
230710	230734	400 – 800	11	700	855	24	2.6	17.5	300	on request

Schwenk • Extension for Bore Gauges

- for internal micrometer series 230701 – 230734
- suitable from up bore-ø 35 mm
- plug-in connection
- dial indicator shaft-ø 8 mm



ART NO	mm	pipe-ø mm	ART NO	mm	pipe-ø mm
230790	250	12	230794	1000	18
230791	500	12	230795	1500	18
230792	750	12	230796	2000	18
230793	1000	12	—	—	—

Thickness Gauges




Käfer • Thickness Gauge

• with adjustable scale

- measuring surfaces hardened, ground and lapped
- spindle and probe made of stainless steel, measuring pressure approx. 1 N
- zero setting of the display by rotating the knurled outer ring
- different but **not** exchangeable probes are available

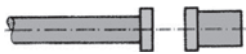
The probe type "F" is delivered as standard!



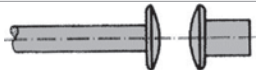
ART No	 mm	 mm	thread depth mm	 mm	available probes
240401	0 – 10	0.1	15	10	F G H K
240402	0 – 20	0.1	15	10	F G H K

Tasterformen

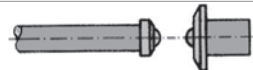
form F: standard version 6.35 mm ø, flat



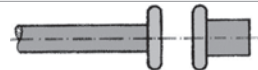
form G: curved



form H: ball shaped




form K: 10 mm ø, flat



Electr. Digital Thickness Gauge




• pocket size, with spindle lifting knob

- stainless, hardened measuring surface, rugged plastic cover
- large LCD display with clear reading, digit height 10 mm
- measuring plate Ø15 mm
- On/Off button, mm/inch switchable
- zero setting at any position
- incl. 1x 3 V battery (type CR2032, art. no.: 90112), with operation manual



example of application



ART No	 mm / inch	 mm / inch	 mm	 mm	thread depth mm
240409	0 – 25	0.01 / 0.0005	0.01	0.02	30

Käfer • Thickness Gauge

DIN 878

• pocket size, with spindle lifting wheel

- measuring surfaces hardened, ground and lapped
- spindle and probe made of stainless steel, measuring pressure approx. 1 N
- reading by concentrically mm pointer
- zero setting by rotating the knurled outer ring
- different but **not** exchangeable probes are available


The probe type "F" is delivered as standard!

In case of order indicate the probe type, please!





ART No 240404



ART No 240403



DIN

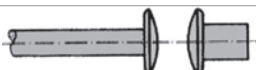
ART No	 mm	 mm	thread depth mm	available probes	 mm	
240403	0 – 8	0.01	12	F H	1	on request
240404	0 – 10	0.01	18	F G H K	1	on request

Stylus shapes

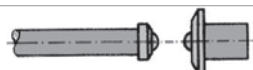
form F: standard version 6.35 mm ø, flat



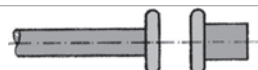
form G: arched



form H: ball shaped



form K: 10 mm ø, flat



Käfer • Thickness Gauges

DIN 878

• for measuring the thickness of leather, paper, felt, rubber etc.

- frame made of light metal, hammer blow lacquered
- measuring faces hardened, ground and lapped
- spindle and probe made of stainless steel
- zero-setting of the display by rotating the knurled outer ring
- different **but not** exchangeable probes are available

*The probe type "C" is delivered as standard!
In case of order indicate the probe type, please!*



type P



type L



type M



type N

Contact Points



rubber, felt, soft materials	rubber, felt, soft materials	soft leather, cardboard, paper, foils	hard leather, plywood etc.	sheet metals, etc.
form A	form B	form C (Standard)	form D	form E

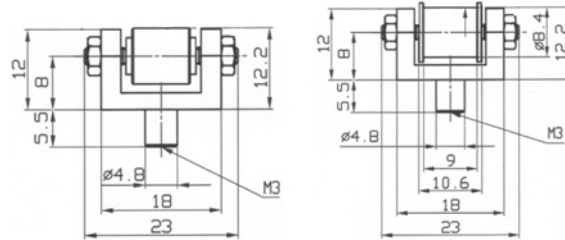
ART NO	mm	mm	type	throat depth mm	available probes	mm	on request
240410	0 – 10	0.01	P	50	A B C D E	1	on request
240411	0 – 10	0.01	L	50	A B C D E	1	on request
240412	0 – 10	0.01	L	100	A B C D E	1	on request
240413	0 – 10	0.01	M	200	A B C D E	1	on request
240414	0 – 10	0.1	P	50	A B C D E	10	on request
240415	0 – 10	0.1	L	50	A B C D E	10	on request
240416	0 – 20	0.1	P	50	A B C D E	10	on request
240417	0 – 30	0.1	N	50	A B C D E	10	on request
240420	0 – 30	0.1	M	200	A B C D E	10	on request
240421	0 – 30	0.1	M	300	A B C D E	10	on request
240422	0 – 30	0.1	M	400	A B C D E	10	on request
240423	0 – 30	0.01	M	200	A B C D E	1	on request

Thickness Gauges

Käfer • Thickness Gauges with Wheels

- designed for the measuring of threads, wires, strings, foils, etc.
- as special version with side discs on the lower wheel available

- frame made of solid cast iron, hammer blow lacquered
- measuring wheels hardened and ground
- scale rotatable by a knurled outer ring
- dial indicator with spindle lifting lever
- measuring pressure approx. 1.2 N



240425 without discs

240426 with side discs



ART NO	mm	mm	size of wheels length x ø mm	throat depth mm	side discs		mm	CC
					yes	no		
240425	0 – 5	0.01	8.7 x 8.4	50	—	✗	1	on request
240426	0 – 5	0.01	8.7 x 8.4	50	✓	—	1	on request


Käfer • Foil Thickness Gauge

- exclusively to use to measure the thickness of thin foils

- frame made of solid cast iron, hammer blow lacquered
- with isolation handle
- measuring surfaces hardened, ground and lapped, probe-ø 6.35 mm
- dial indicator in a dustproof housing, housing-ø 58 mm
- measuring pressure approx. 2 N, shockproof version



example of application



ART NO	mm	mm	graduation mm	throat depth mm	mm	CC
240400	0 – 1	0.001	0 – 100	30	0.10	on request

Käfer • Saw Teeth Setting Dial Indicator

- designed to check the right setting of the saw teeth

- sturdy housing made of light metal, hammer blow lacquered
- dial on both sides, for right and left hand use
- with tolerance fingers and rotatable scale
- 4 bearing points for exact measurements
- spring loaded measuring plate, measuring plate-ø 10 mm



example of application

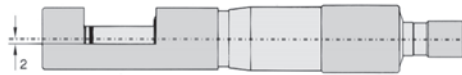


ART NO	mm	mm	graduation mm	mm	outer ring-ø mm	CC
240370	0 – 2	0.1	0.05	1	40	on request

Wire Thickness Micrometer

DIN 863

- to measure wire, rods etc.
- drum and sleeve matt chrome finish
- carbide surfaces, finely ground
- with ratchet for constant measuring pressure



ART N°	mm	mm	ø mm	mm	spindle-ø mm	mm	CC
232902	0 – 10	0.01	19	0.5	6.5	0.004	on request

Precision In- and Outside Caliper

- made of Dur-Aluminium, surface hardened HRC63
- scratch-resistant, black anodized surface
- laser engraved, clear reading scale

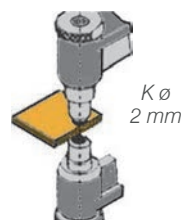


ART N°	mm	mm	total length mm
303306	120	0.1	190
303307	160	0.1	250
303308	200	0.1	310
303309	250	0.1	380
303310	300	0.1	460

Quicktest “Pocotest“

- universal and handy pocket measuring instrument

- tungsten carbide measuring contact points
- with moveable contact arm
- incl. operation manual



ART N°	mm	mm	L mm	Hb mm	Hf mm	F min. N	F max. N	mm	CC
241420	0 – 10	0.1	36	5	5	0.3	1.3	0.1	on request

Quick Test Gauges

Kroepelin • Quicktest Gauge “Oditest“ • IP65

• for measuring of external grooves, bars and flats etc.

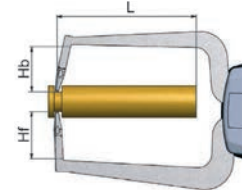
- water proof
- tungsten carbide measuring contact points
- with moveable arm, with tolerance fingers
- zero setting by rotating the knurled outer ring

ART N° 240437



D = form of measuring contact points

form 6 T ø 6/10 mm	form 7 S R 0.40 mm	form 8 K ø 1.50 mm	form 14 HM-K ø 3/5 mm	form 18 HM-K ø 3.00 mm



measuring contact points can be changed against additional charge



ART N°	mm	mm	form D	L mm	Hb mm	Hf mm	F min. N	F max. N	max. mm	CC
240435	0 – 10	0.005	6 / ø 6	35	21.7	14.8	0.80	1.2	0.02	inclusive
240435-1	0 – 20	0.01	6 / ø 10	85	28.2	20.7	1.10	1.6	0.04	inclusive
240436	0 – 20	0.01	7	85	24.6	24.6	1.10	1.6	0.03	inclusive
240437	0 – 20	0.01	8	85	24.6	24.6	1.10	1.6	0.03	inclusive
240438	0 – 50	0.05	14 / ø 3	170	32	32	1.20	1.8	0.05	inclusive
240439	0 – 50	0.05	18	170	32	1	1.20	1.8	0.05	inclusive
240440	50 – 100	0.05	14 / ø 5	170	32	32	1.20	1.8	0.075	inclusive
240441	100 – 150	0.05	14 / ø 5	170	032	32	1.20	1.8	0.075	inclusive

Explore our **Website.**

www.vogel-germany.de



Any questions?

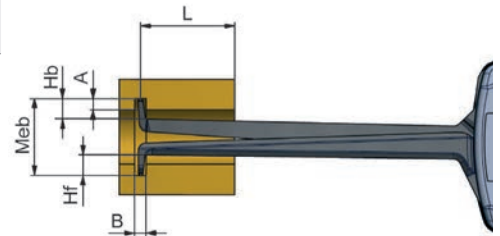
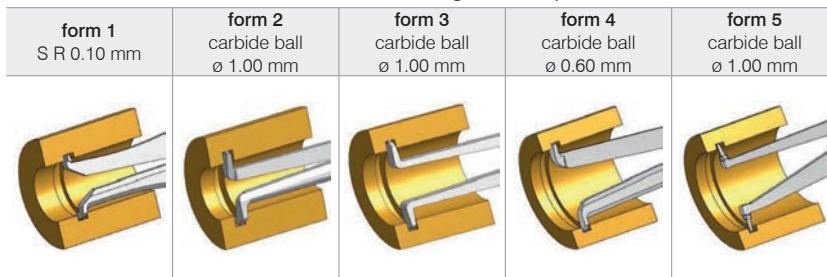
We are pleased to advise.

Kroepelin • Quicktest Gauge “Intertest“ • IP65

- for measuring of internal grooves, bore etc.
- water and colant proof acc. to DIN 40050 / IEC 60529
- tungsten carbide measuring contact points
- with rack gear
- with moveable contact arm
- with tolerance fingers
- incl. operation manual



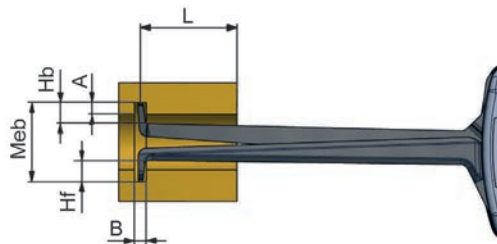
D = form of measuring contact points



ART N ^o	mm	mm	form	L mm	A mm	B mm	Hb mm	Hf mm	F min. N	F max. N	mm	CC
240530	2.5 – 12.5	0.005	1	35	0.7	0.4	0.9	0.9	0.8	1.2	0.015	inclusive
240532	5 – 15	0.005	4	35	2.3	0.8	2.5	2.5	0.8	1.2	0.015	inclusive

Kroepelin • Quicktest Gauge “Intertest“ • IP65

- for measuring of internal grooves, bores, etc.
- water and colant proof acc. to DIN 40050 / IEC 60529
- tungsten carbide measuring contact points
- with steel filament drive
- with moveable contact arm
- with tolerance fingers
- incl. operation manual



ART N ^o	mm	mm	form	L mm	A mm	B mm	Hb mm	Hf mm	F min. N	F max. N	mm	CC
240539	10 – 30	0.01	2	85	5.2	1.2	5.4	5.4	1.1	1.6	0.03	inclusive
240540	20 – 40	0.01	3	85	7	1.2	7.3	7.3	1.1	1.6	0.03	inclusive
240541	30 – 50	0.01	3	85	7	1.2	7.3	7.3	1.1	1.6	0.03	inclusive
240542	40 – 60	0.01	5	85	8.3	1.2	12.2	12.2	1.1	1.6	0.03	inclusive
240543	50 – 70	0.01	5	85	8.3	1.2	12.2	12.2	1.1	1.6	0.03	inclusive
240544	60 – 80	0.01	5	85	8.3	1.2	12.2	12.2	1.1	1.6	0.03	inclusive
240545	70 – 90	0.01	5	85	8.3	1.2	12.2	12.2	1.1	1.6	0.03	inclusive
240546	80 – 100	0.01	5	85	8.3	1.2	12.2	12.2	1.1	1.6	0.03	inclusive

Quick Test Gauges

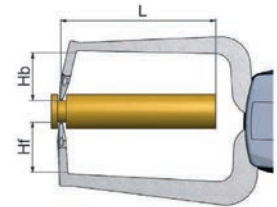
Kroepelin • Electr. Digital Quicktest Gauge • IP67

- with analogous and digital display
- with USB interface and with Mitutoyo interface (as accessories available)
- robust, rugged plastic housing, LCD-Display with clear digits
- ABS and REL measuring system, red/green display for tolerance measurement
- with tungsten carbide measuring contact points, one movable contact arm
- reading in mm/inch, numeric interval switch
- incl. 1x 1.5 V battery (typee AA, art. no.: 90003), and operation manual



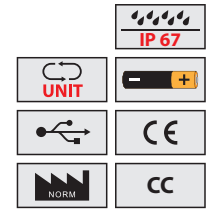
D = form of measuring contact points **external**

form A carbide ball ø 1.50 mm / ø 3.00 mm	form B S / R 0.40 mm	form C disc ø 6 / 10 mm	form D disc ø 50 mm	form E carbide ball ø 1.50 mm / ø 3.00 mm



D = form of measuring contact points **inside**

form F S / R 0.40 mm	form G S / R 0.10 mm	form H carbide ball ø 0.60 mm	form K carbide ball ø 1.00 mm	form L carbide ball ø 1.00 mm


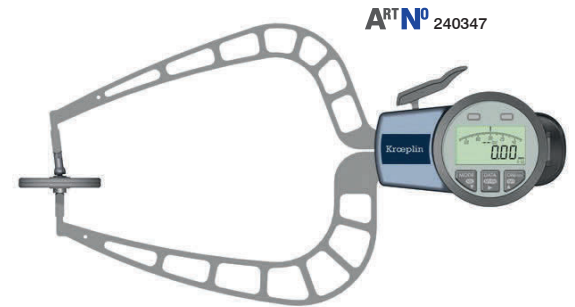



ART N°	mm	mm	form D	L mm	Hb mm	Hf mm	F min. N	F max. N	mm	
external quicktest gauge										
240300	0 – 10	0.005	E / ø 1.5	35	19.1	18.6	0.8	1.2	0.005	inclusive
240301	0 – 10	0.005	C / ø 6	35	21.7	14.8	0.8	1.2	0.005	inclusive
240302	0 – 20	0.01	E / ø 1.5	85	24.6	24.6	1.1	1.6	0.01	inclusive
240303	0 – 20	0.01	F	85	24.6	2.5	1.1	1.6	0.01	inclusive
240307	0 – 20	0.01	D	85	28.2	20.7	1.1	1.6	0.01	inclusive
240304	0 – 30	0.02	E / ø 3	115	22	22	1	1.5	0.02	inclusive
240305	0 – 30	0.02	A / ø 3	115	22	1	1	1.5	0.02	inclusive
240306	0 – 30	0.02	D	115	22	18	1	1.5	0.02	inclusive
internal quicktest gauge										
240310	2.5 – 12.5	0.005	G	35	0.9	0.9	0.8	1.2	0.005	inclusive
240311	5 – 15	0.005	H	35	2.5	2.5	0.8	1.2	0.005	inclusive
240312	10 – 30	0.01	K	85	5.4	5.4	1.1	1.6	0.01	inclusive
240313	20 – 40	0.01	K	85	7.3	7.3	1.1	1.6	0.01	inclusive
240314	30 – 50	0.01	K	85	7.3	7.3	1.1	1.6	0.01	inclusive
240315	40 – 60	0.01	L	85	12.2	12.2	1.1	1.6	0.01	inclusive
240316	50 – 70	0.01	L	85	12.2	12.2	1.1	1.6	0.01	inclusive
240317	60 – 80	0.01	L	85	12.2	12.2	1.1	1.6	0.01	inclusive
240318	70 – 90	0.01	L	85	12.2	12.2	1.1	1.6	0.01	inclusive
240324	80 – 100	0.01	L	85	12.2	12.2	1.1	1.6	0.01	inclusive
240319	13 – 43	0.02	L / ø 1.5	114	4.5	2.5	1.2	1.7	0.02	inclusive
240320	30 – 60	0.02	L / ø 2	114	8	4	1.3	1.87	0.02	inclusive
240321	50 – 80	0.02	L / ø 2	114	8	4	1.3	1.87	0.02	inclusive
240322	70 – 100	0.02	L / ø 2	114	8	4	1.3	1.87	0.02	inclusive
240323	90 – 120	0.02	L / ø 2	114	8	4	1.3	1.87	0.02	inclusive

Kroepin • Electr. Digital Quicktest Gauge • IP67

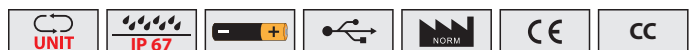
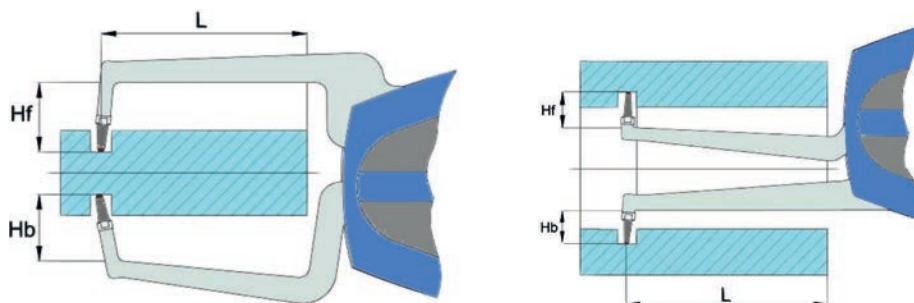
- with extra long contact arms
- with analogous and digital display
- with USB interface and with Mitutoyo interface (as accessories available)

- robust, rugged plastic housing
- LCD-Display with clear digits
- ABS and REL measuring system
- red/green display for tolerance measurement
- with tungsten carbide measuring contact points
- one movable contact arm
- reading in mm/inch
- numeric interval switch, repeatability ± 0.04 mm
- incl. 1x 1.5 V Battery (type AA, art. no.: 90003), with operation manual



form of measuring contact points **internal / external**

form K carbide ball \varnothing 1.50 mm	form L carbide ball \varnothing 2.00 mm	form E carbide \varnothing 5.00 mm	form M carbide ball \varnothing 5.00 mm	form D disc \varnothing 50.00 mm



ART N°	mm	mm	form	L mm	Hb mm	Hf mm	F min. N	F max. N	mm	CC
external quicktest gauge										
240345	0 – 50	0.02	E	180	25.3	25.3	0.9	1.2	0.06	inclusive
240347	0 – 50	0.02	D	180	27.2	19.5	0.6	1	0.08	inclusive
internal quicktest gauge										
240336	15 – 65	0.02	K	175	4.5	2.5	1	1.2	0.06	inclusive
240337	40 – 90	0.02	L	195	8	4	1	1.2	0.06	inclusive



Dial Indicators and Stands

Dial Indicators	122 – 141
Digital Dial Indicators	122 – 128
Absolute Digital Dial Indicators	123 – 127
Analog Dial Indicators	129 – 133
Dial Indicators, Accessories.....	134 – 138
Test Dial Indicators	139 – 141
Machinery Setting Devices	142 – 144
Zero Setting Devices	142
Centering Devices	142
Edge Finders.....	143 – 144
Measuring Stands and Accessories	144 – 151
Measuring Stands	144 – 147
Magnetic Bases	148
Stand Columns and Accessories.....	149 – 150
Measuring Tables	150 – 151

Image Directory • Dial Indicators and Stands

				
Page 122	Page 122	Page 122	Page 122	Page 122
				
Page 122	Page 123	Page 123	Page 123	Page 124
				
Page 124	Page 125	Page 126	Page 126	Page 126
				
Page 127	Page 127	Page 128	Page 128	Page 128
				
Page 128	Page 129	Page 129	Page 129	Page 129
				
Page 130	Page 130	Page 131	Page 131	Page 131
				
Page 132	Page 132	Page 134	Page 134	Page 134

Image Directory • Dial Indicators and Stands















				
Page 134	Page 134	Page 135	Page 135	Page 135
				
Page 135	Page 135	Page 135	Page 138	Page 138
				
Page 138	Page 138	Page 138	Page 138	Page 138
				
Page 138	Page 139	Page 139	Page 140	Page 139
				
Page 140	Page 140	Page 140	Page 141	Page 141
				
Page 141	Page 141	Page 141	Page 141	Page 141
				
Page 141	Page 141	Page 141	Page 141	Page 142



Image Directory • Dial Indicators and Stands

				
Page 142	Page 142	Page 143	Page 143	Page 143
				
Page 143	Page 143	Page 143	Page 143	Page 144
				
Page 144	Page 144	Page 144	Page 144	Page 144
				
Page 145	Page 145	Page 145	Page 146	Page 146
				
Page 146	Page 146	Page 146	Page 146	Page 147
				
Page 147	Page 147	Page 148	Page 148	Page 148
				
Page 148	Page 148	Page 149	Page 149	Page 149

Image Directory • Dial Indicators and Stands

				
Page 149	Page 149	Page 149	Page 149	Page 149
				
Page 149	Page 149	Page 149	Page 150	Page 150
				
Page 150	Page 150	Page 150	Page 150	Page 150
				
Page 150	Page 150	Page 150	Page 150	Page 151
				
Page 151				



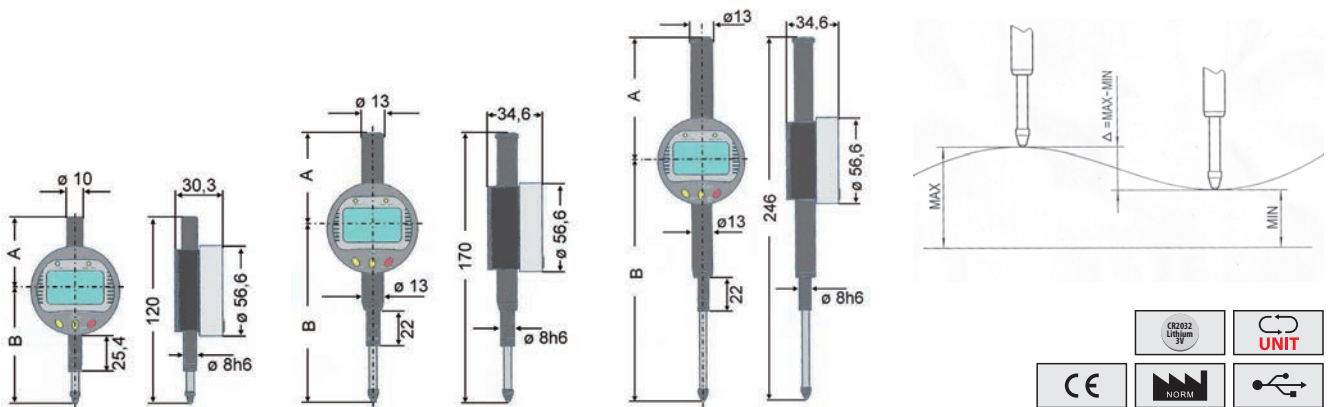
Digital Dial Indicators

Electr. Digital Dial Indicator

- standard model for industry and craft
- with data output
- aluminium housing with sturdy plastic cover
- large LCD display with clear reading, digit height 10 mm
- stem and spindle stainless, hardened and lapped
- exchangeable probe tips, M2.5
- On/Off button, ABS and Preset function
- zero setting at any position, mm/inch switchable
- with bar display (art. no.: 242055, 242056 and 242057)
- min./max., tol. and set function (selection and indication of tolerance limits)
- with flat backcover and backcover with lug
- incl. 1x 3 V battery (Type CR2032, art. no.: 90112), with operation manual

Option

- data transfer via cable, art. no.: 2420192, see page 272



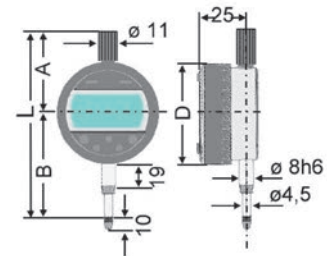
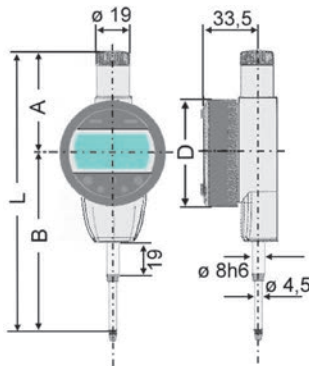
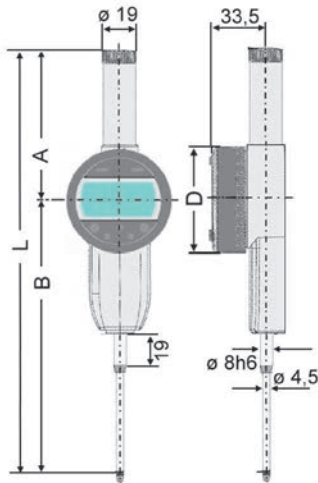
ART No	mm / inch	mm / inch	mm	mm	measuring force N	min/max tol/set	A mm	B mm	
242060	0 – 12.70 / 0 – 0.50	0.010 / 0.00050	0.01	0.01	< 1.50	✓	50	75	on request
242055	0 – 12.70 / 0 – 0.50	0.001 / 0.00005	0.003	0.05	< 1.50	✓	50	75	on request
242160	0 – 12.70 / 0 – 0.50	0.001 / 0.00005	0.003	0.05	< 1.50	✓	50	75	on request
242163	0 – 25.40 / 0 – 1.00	0.010 / 0.00050	0.01	0.015	< 1.50	✓	60	120	on request
242056	0 – 25.40 / 0 – 1.00	0.001 / 0.00005	0.003	0.05	< 1.50	✓	60	110	on request
242161	0 – 25.40 / 0 – 1.00	0.001 / 0.00005	0.003	0.06	< 1.50	✓	60	110	on request
242164	0 – 50.80 / 0 – 2.00	0.010 / 0.00050	0.01	0.03	< 1.50	✓	85	155	on request
242057	0 – 50.80 / 0 – 2.00	0.001 / 0.00005	0.003	0.05	< 1.50	✓	90	160	on request
242162	0 – 50.80 / 0 – 2.00	0.001 / 0.00005	0.03	0.08	< 1.50	✓	85	155	on request

„Absolute“ Electr. Digital Dial Indicator

- top model for industry purposes
- with optical tolerance alarm by LED signal
- with Bluetooth® data output
- spray water proof, acc. to 40050 / IEC 60529
- mechanical parts in stainless steel, hardened, IP51 protected
- housing IP54 protected, front plate made of plastic
- large LCD display with clear reading, 10 mm digit height
- On/Off button, LED signal for data transmitting and tolerance range
- with PRESET/ORIGIN/ABS/INC-system
- mm/inch switchable, from up to 25 mm with lifting device
- incl. 3 V battery (type CR2032, art. no.: 90112), with operation manual

Options

- data transfer via cable, art. no.: 3420195, see page 272
- data transfer via WiFi, art. no.: 2040102, see page 272
- data transfer via Bluetooth®, art. no.: 2023106, see page 272



from up to 25 mm
incl. lifting device



ART No	mm / inch	mm / inch	mm	max. mm	L mm	A mm	B mm	D mm	CC
240280	12.5 / 0.5	0.01 / 0.0005	0.002	0.01	129.2	60.2	69.0	60.1	on request
240285	12.5 / 0.5	0.001 / 0.00005	0.002	0.004	129.2	60.2	69.0	60.1	on request
240281	25.0 / 1.0	0.01 / 0.0005	0.002	0.01	159.2	57.7	101.5	60.1	on request
240286	25.0 / 1.0	0.001 / 0.00005	0.002	0.004	159.2	57.7	101.5	60.1	on request
240282	50.0 / 2.0	0.01 / 0.0005	0.002	0.015	236.2	83.7	152.5	60.1	on request
240287	50.0 / 2.0	0.001 / 0.00005	0.002	0.005	236.2	83.7	152.5	60.1	on request

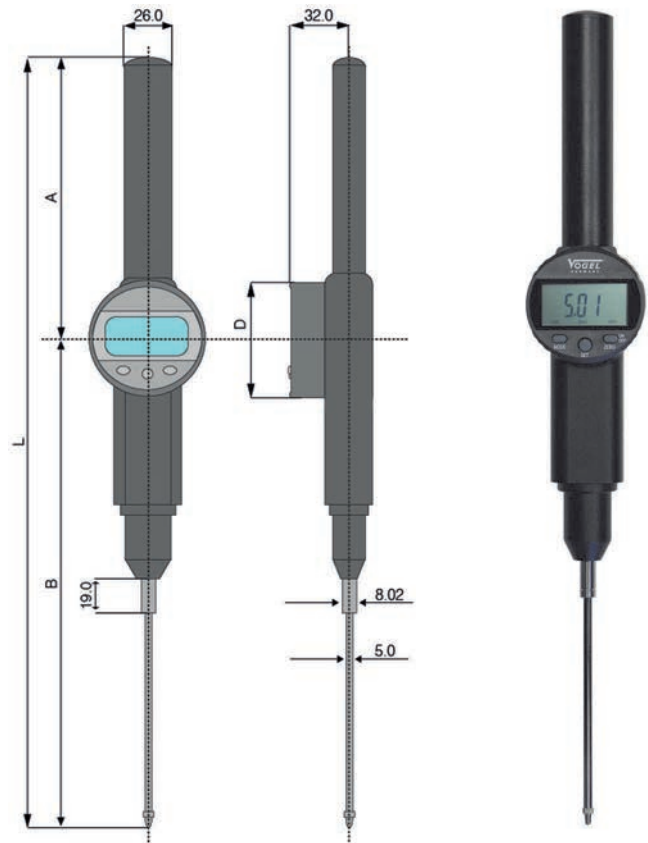
Digital Dial Indicators

„Absolute“ Electr. Digital Dial Indicator • IP54

- top model for industry purposes
- with data output
- spray water proof, acc. to 40050 / IEC 60529
- mechanical parts in stainless steel, hardened, IP51 protected
- housing IP54 protected, front plate made of plastic
- large LCD display with clear reading, 10 mm digit height
- On/Off button, with tolerance presetting and display for tolerance range
- ORIGIN/ABS/INC-system
- mm/inch switchable
- incl. 1x 3 V battery (Type CR2032, art. no.: 90112), with operation manual

Option

- data transfer via cable, art. no.: 2420192, see page 272



ART NO	mm / inch	mm / inch	mm	max. mm	L mm	A mm	B mm	D mm	CC
240270	100 / 4	0.01 / 0.0005	0.002	0.01	405	150	255	50	on request

Electr. Digital Small Dial Indicator • IP40

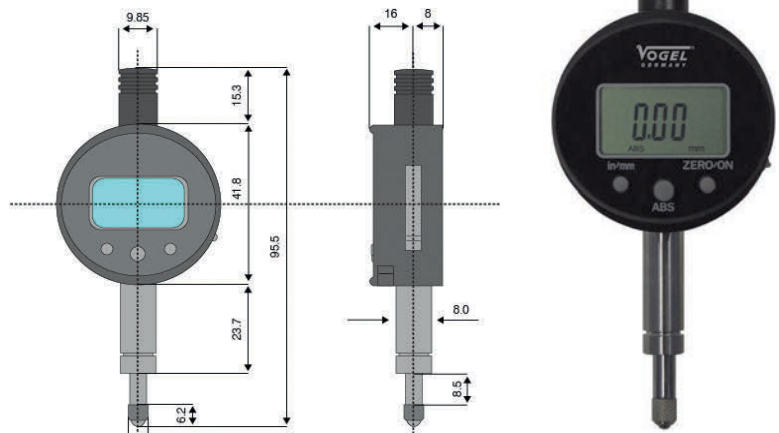
- with data output
- mechanical parts in stainless steel, hardened
- housing made of aluminium, front plate made of plastic
- LCD display with clear reading, digit height 8 mm
- On/Off button, ABS/INC measurement system
- mm/inch switchable, +/- pre-select value, PRESET
- switchable measuring direction
- incl. 1x 3 V battery (Type CR1632, art. no.: 90101), incl. operation manual

Option

- data transfer via cable, art. no.: 2420192, see page 272



Display



ART NO	mm / inch	mm / inch	mm	max. mm	CC
240235	5 / 0.2	0.01 / 0.0005	0.02	0.01	on request

Sylvac • Electr. Digital Indicators S_Dial Work, Advanced • IP54

ART N° 240266

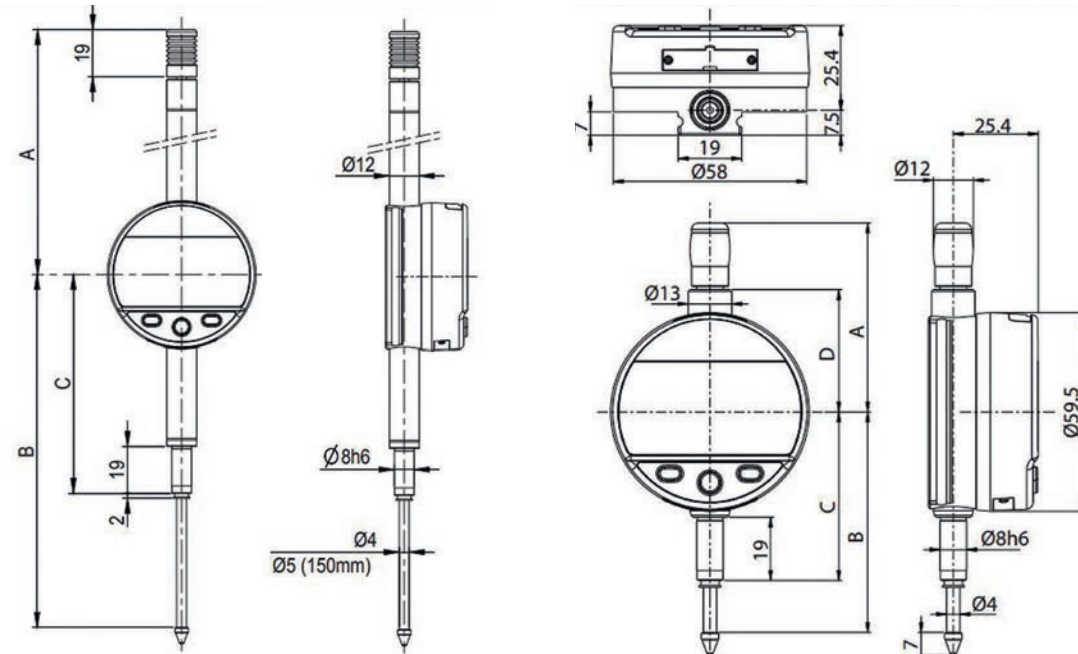
• with proximity data output

- robust structure
- water and coolant resistant
- aluminium case, rotating display over 270°
- LCD display with clear reading, with integrated LEDs tolerances, 10 mm digit height
- automatic wake-up and sleeping mode, (absolute system S.I.S)
- broad choice (MIN / MAX / DELTA, TOL, facror, PRESET, AUTO, OFF etc.)
- data output via cable Proximity to USB oder RS232
- mm/inch switchable, measuring direction reversible
- incl. 1x 3 V battery (Type CR2032, art. no.: 90112), with operation manual

Options

- data output via cable, Proximity – USB, art. no.: 2023101
- data output via cable, Power- USB, external power, art. no.: 2424101, see page 272

ART N° 240242



ART N°	mm / inch	mm / inch	mm	max. mm	A mm	B mm	C mm	D mm	
240242	12.5 / 0.5	0.01 / 0.0005	0.002	0.010	56.7	66.1	50.5	36.6	on request
240262	12.5 / 0.5	0.001 / 0.00005	0.002	0.003	56.7	66.1	50.5	36.6	on request
240243	25.0 / 1.0	0.01 / 0.0005	0.002	0.010	69.4	78.5	50.5	49.4	on request
240263	25.0 / 1.0	0.001 / 0.00005	0.002	0.004	69.4	78.5	50.5	49.4	on request
240244	50.0 / 2.0	0.01 / 0.0005	0.002	0.020	121.0	142.0	88.0	—	on request
240264	50.0 / 2.0	0.001 / 0.00005	0.002	0.005	121.0	142.0	88.0	—	on request
240245	100.0 / 4.0	0.01 / 0.0005	0.002	0.020	172.0	244.0	139.0	—	on request
240265	100.0 / 4.0	0.001 / 0.00005	0.002	0.006	172.0	244.0	139.0	—	on request
240246	150.0 / 6.0	0.01 / 0.0005	0.002	0.020	224.0	349.0	193.0	—	on request
240266	150.0 / 6.0	0.001 / 0.00005	0.002	0.010	224.0	349.0	193.0	—	on request

Digital Dial Indicators

Sylvac • Electr. Digital Indicators S_Dial Work, Advanced • IP67

ART N° 240292

• with proximity data output

- robust structure
- water and coolant resistant, protection class IP67 acc. to IEC 60529
- aluminium case, rotating display over 270°
- LCD display with clear reading, with integrated LEDs tolerances, 10 mm digit height
- automatic wake-up and sleeping mode (Absolute System S.I.S)
- broad choice of functions (MIN / MAX / DELTA, TOL, factor, PRESET, AUTO, OFF etc.)
- data output via cable Proximity to USB or RS232
- mm/inch switchable, measuring direction reversible
- incl. 1x 3 V battery (type CR2032, art. no.: 90112), with operating manual

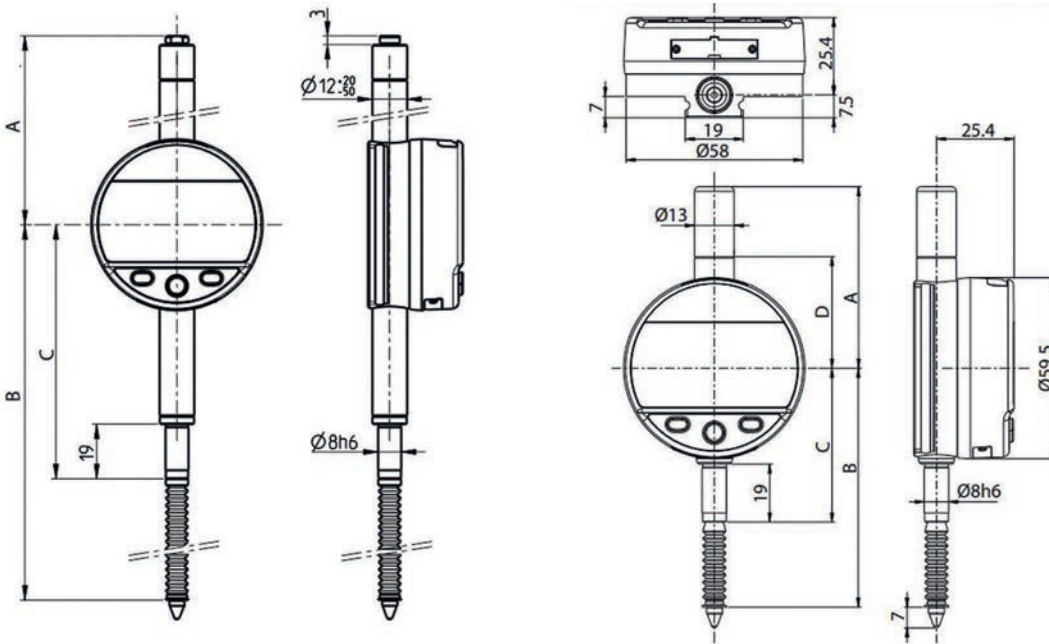
Options

- data output via cable, Proximity – USB, art. no.: 2023101, see page 272
- data output via cable, Power – USB, external power, art. no.: 2424101, see page 272

ART N° 240290



Data cables for digital measuring instruments you will find on page 272



ART N°	mm / inch	mm / inch	mm	mm	A mm	B mm	C mm	D mm	CC
240290	12.5 / 0.5	0.001 / 0.00005	0.002	0.003	59.6	78.4	50.5	36.3	on request
240291	25.0 / 1.0	0.001 / 0.00005	0.002	0.004	85.4	99.7	50.5	49.4	on request
240292	50.0 / 2.0	0.001 / 0.00005	0.002	0.005	104.4	175.3	88.0	—	on request

Sylvac • Electr. Digital Indicators S_Dial Work, Advanced • IP54

ART N° 240297

• with integrated Bluetooth® technology

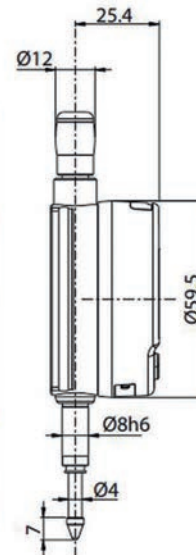
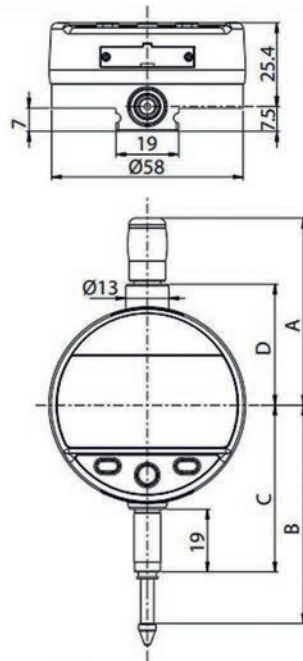
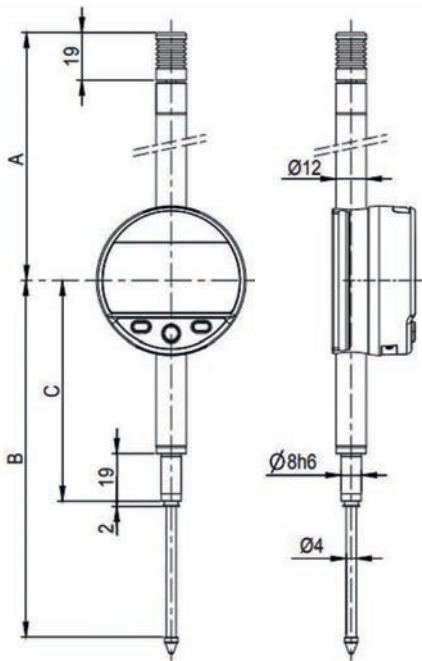
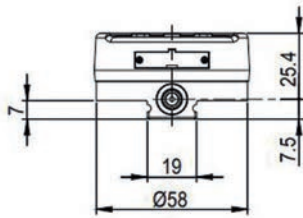
- robust structure
- aluminium case, rotating display over 270°
- LCD display with clear reading, with integrated LEDs tolerance LEDs, 10 mm digit height
- automatic wake-up and sleeping mode (Absolute System S.I.S)
- broad choice of functions (MIN / MAX / DELTA, TOL, factor, PRESET, AUTO, OFF etc.)
- data output via Bluetooth® or cable Proximity to USB or RS232
- mm/inch switchable, measuring direction reversible
- incl. 1x 3 V battery (Type CR2032, art. no.: 90112), with operation manual

ART N° 240295



Options

- data output via cable, Proximity – USB, art. no. 2023101, see page 272
- data output via cable, Power – USB, external power, art. no.: 2424101, see page 272
- data output via Bluetooth®, art. no.: 2023106S, see page 272

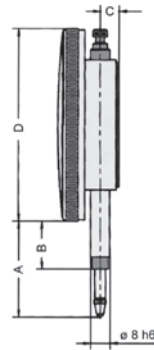


ART N°	mm / inch	mm / inch	mm	mm 1 Digit	A mm	B mm	C mm	D mm	CC
240295	12.50 / 0.50	0.001 / 0.00005	0.002	0.003	56.70	66.10	50.50	36.30	on request
240296	25.00 / 1.00	0.001 / 0.00005	0.002	0.004	69.40	78.50	50.50	49.40	on request
240297	50.00 / 2.00	0.001 / 0.00005	0.002	0.005	121.00	142.00	88.00	—	on request
240298	100.00 / 4.00	0.001 / 0.00005	0.002	0.006	172.00	244.00	139.00	—	on request

Small Dial Indicators

workshop grade

- standard quality
- e.g. for workshop use
- metal housing, matt chrome finish
- spindle and stem stainless and hardened
- with turnable scale by outer ring, for easy zero setting

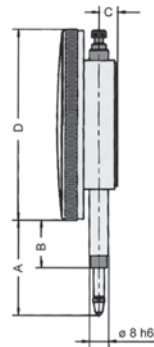


ART NO	mm	mm	mm	A mm	B mm	C mm	D-ø mm	CC
241001	0 – 3	0.01	0.5	28	14	8.2	45	on request
241002	0 – 5	0.01	0.5	28	14	8.2	45	on request

Käfer • Small Dial Indicators

DIN 878 / workshop grade

- sturdy design, for workshop use and calibration purposes
- solid brass housing, matt chrome finish
- spindle and stem stainless, hardened and lapped
- adjustable tolerance fingers
- from up 0.001 mm reading in workshop grade
- with turnable scale by outer ring, for easy zero setting

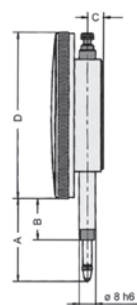


ART NO	mm	mm			mm	A mm	B mm	C mm	D-ø mm	CC
			yes	no						
240001	0 – 3	0.01	—	X	0.5	28.5	14	7.3	40	on request
240002	0 – 5	0.01	—	X	0.5	28.5	14	7.3	40	on request
240003	0 – 1	0.001	—	X	0.2	28.5	14	7.3	40	on request
240121	0 – 3	0.01	✓	—	0.5	28.5	14	7.3	40	on request
240122	0 – 5	0.01	✓	—	0.5	28.5	14	7.3	40	on request
240123	0 – 1	0.001	✓	—	0.2	28.5	14	7.3	40	on request

Dial Indicators

workshop grade

- standard quality
- e.g. for workshop use
- solid brass housing, matt chrome finish, adjustable tolerance fingers
- spindle and stem stainless steel and hardened
- with turnable scale by outer ring, for easy zero setting



ART NO 241131



ART NO 241101



ART NO	mm	mm			mm	A mm	B mm	C mm	D-ø mm	CC
			yes	no						
241101	0 – 10	0.01	—	X	1	43	22	8.2	57	on request
241103	0 – 1	0.001	—	X	0.2	33.5	22.0	8.0	57	on request
241131	0 – 10	0.01	✓	—	1	43	22	8.2	57	on request

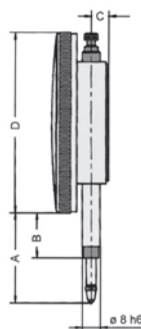
Analog Dial Indicators

Käfer • Dial Indicators

DIN 878

- **sturdy design, for workshop use and calibration purposes**

- solid brass housing, matt chrome finish
- stem and spindle stainless steel, hardened and lapped
- adjustable tolerance fingers, from 0.001 mm with factory accuracy
- with turnable scale by outer ring, for easy zero setting



DIN

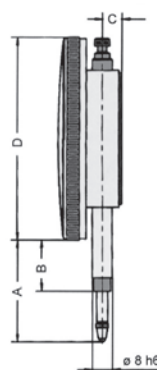
ART NO	mm	mm	mm		mm	A mm	B mm	C mm	D-ø mm	CC
			yes	no						
240101	0 – 10	0.01	—	X	1.0	40	18.5	7.5	58	on request
240103	0 – 1	0.001	—	X	0.2	40	18.5	7.5	58	on request
240106	0 – 5	0.001	—	X	0.2	40	18.5	7.5	58	on request
240131	0 – 10	0.01	✓	—	1.0	40	18.5	7.5	58	on request
240133	0 – 1	0.001	✓	—	0.2	40	18.5	7.5	58	on request

Dial Indicator

high workshop grade

- **for large measuring ranges**
- **concentric millimeter scale**

- metal housing, matt chrome finish, adjustable tolerance fingers
- stem and spindle stainless and hardened
- with turnable scale by outer ring, for easy zero setting
- with flat backcover and backcover with lug
- incl. calibration certificate

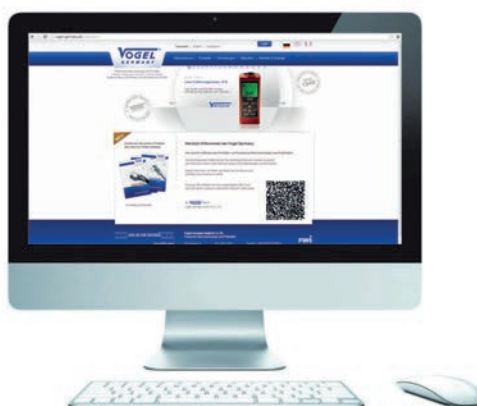


NORM

ART NO	mm	mm	mm	A mm	B mm	C mm	D-ø mm	CC
241121	0 – 30	0.01	1	60	22.5	8	60	inclusive

Explore our **Website.**

www.vogel-germany.de



VOGEL
GERMANY

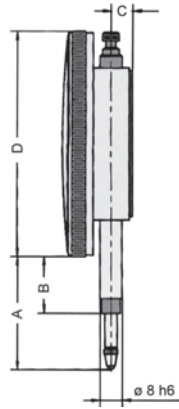
Any questions?

We are pleased to advise.

Käfer • Dial Indicators

• with concentric millimeter scale

- solid brass housing, matt chrome finish
- stem and spindle stainless, hardened and lapped
- adjustable tolerance fingers
- with turnable scale by outer ring, for easy zero



ART N° 240102



ART N° 240134



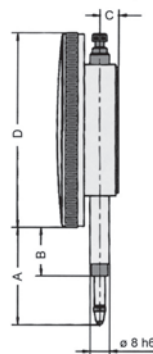
ART N°	mm	mm	mm		mm	A mm	B mm	C mm	D-ø mm	CC
			yes	no						
240102	0 – 30	0.01	—	X	1	60.0	18.5	7.5	58	on request
240104	0 – 50	0.01	—	X	1	97.5	36.5	7.5	58	on request
240105	0 – 100	0.01	—	X	1	178.0	65.5	8.5	80	on request
240110	0 – 100	0.01	—	X	1	147.5	56.5	7.5	58	on request
240111	0 – 10	0.01	—	X	1	40.0	18.5	7.5	58	on request
240132	0 – 30	0.01	✓	—	1	60.0	18.5	7.5	58	on request
240134	0 – 50	0.01	✓	—	1	97.5	36.5	7.5	58	on request
240135	0 – 80	0.01	✓	—	1	147.5	56.5	7.5	58	on request

Käfer • Dial Indicators • IP67

DIN 878

• water-, coolant and oil tight acc. to DIN 40050 / IEC 60529

- solid brass housing, matt chrome finish, stem with rubber sleeve
- stem and spindle stainless, hardened and lapped
- adjustable tolerance fingers, shadowfree flat glass, perfect sealed by O-rings
- with turnable scale by outer ring, for easy zero setting
- version with 0.001 mm and 0.002 mm reading are acc. to workshop grade



DIN

ART N°	mm	mm	mm		mm	A mm	B mm	C mm	D-ø mm	CC
			yes	no						
240151	0 – 10	0.01	✓	—	1.0	45.5	16.7	9.3	61.5	on request
240152	0 – 3	0.01	✓	—	0.5	33.0	11.6	9.3	44.5	on request
240153	0 – 1	0.001	✓	—	0.2	45.5	16.7	9.3	61.5	on request
240154	0 – 1	0.002	✓	—	0.2	33.0	11.6	9.3	44.5	on request

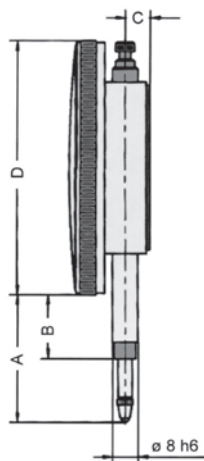
Analog Dial Indicators

Käfer • Dial Indicators

DIN 878

• with magnetic backside

- solid brass housing, matt chrome finish
- stem and spindle stainless, hardened and lapped
- adjustable tolerance fingers
- with turnable scale by outer ring, for easy zero setting



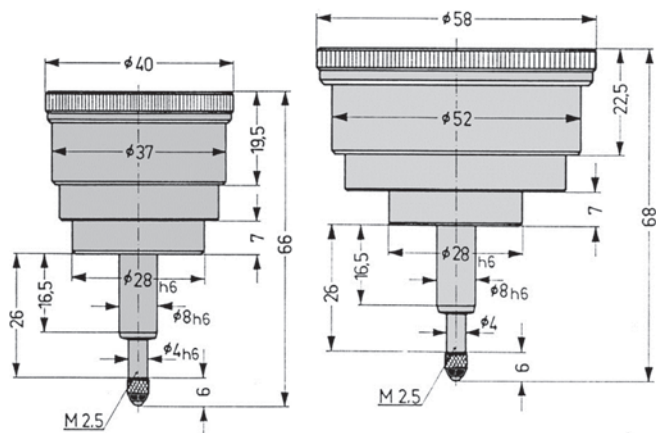
DIN

ART NO	mm	mm			A mm	B mm	C mm	D-ø mm	CC
			yes	no					
240001-1	0 – 3	0.01	—	X	28	14	25	40	on request
240101-1	0 – 10	0.01	—	X	40	18.5	25	58	on request
240121-1	0 – 3	0.01	✓	—	28	14	25	40	on request
240131-1	0 – 10	0.01	✓	—	40	18.5	25	58	on request

Käfer • Dial Indicators

- with probe in the center of the back plate
- especially for measuring in appliances and tool engineering

- solid brass housing, matt chrome finish
- stem and spindle stainless, hardened and lapped
- adjustable tolerance fingers
- with turnable scale by outer ring, for easy zero setting



ART NO	mm	mm	mm	number of pointers	housing-ø mm	CC
240020	0 – 3	0.01	1	2	58	on request
240021	0 – 5	0.01	1	2	58	on request
240023	0 – 3	0.01	0.5	2	40	on request
240024	0 – 5	0.01	0.5	2	40	on request

Why actually Vogel Germany?

Besides a wide range of products which offer the right solution for every application, Vogel Germany is a service oriented company that is also powerful in consulting, training and logistics.

For further information on Vogel Germany please visit:

www.vogel-germany.de



Vogel Germany

- ✓ offers best customer service
- ✓ belongs to the strong Fervi Group
- ✓ offers quality Made in Germany

VOGEL
GERMANY

Accessories for Dial Indicators

Spindle Lifting Lever

- for our analogous and digital dial indicator
- please choose the suitable lever control according to the art. no. of our dial indicators

Example: Digital Indicator

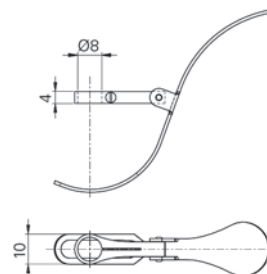


Example: Analogous Indicator



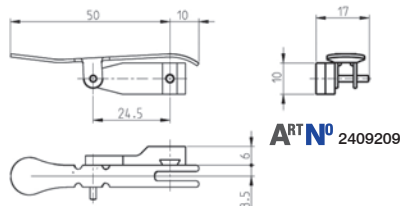
ART N° 249997	ART N° 249997	ART N° 249998	ART N° 240998
Dial Indicator	Dial Indicator	Dial Indicator	Dial Indicator
240280 – 240287	240250 + 240255	241001 + 241002	240001 – 240003
—	—	241114 – 241116	240121 – 240123
—	—	—	240001-1 + 240121-1

ART N° 249992	ART N° 2409208	ART N° 2409209	ART N° 240992
Dial Indicator	Dial Indicator	Dial Indicator	Dial Indicator
241101 – 241103	240230 + 240232	240231 + 240233	240101 – 240103
241118 + 241119	—	—	240106 – 240108
241121 + 241131	—	—	240111 + 240131-1
241136 + 241137	—	—	—



Lifting Device

- for our analogous and digital dial indicators
- choose according to our dial indicator art. no. the right lifting device



ART N° 249994



ART N° 2409210



ART N° 2409210	ART N° 249994	ART N° 249996	ART N° 2409209
Dial Indicator	Dial Indicator	Dial Indicator	Dial Indicator
240230 + 240232	240251 + 240252	240800 + 240803	240231
—	240256 + 240257	241804	240233

Backside Cover

- flat or with lug
- for our analogous and digital dial indicator
- please choose the suitable backside cover according to the art. no. of our dial indicator

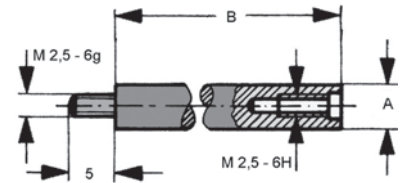


ART N° with lug	ART N° flat	suitable for dial indicator
249900	249901	241101 241102 241103 241131
249902	249903	241001 241002
249908	249909	241143
249990	249991	241114 • 241115 • 241116
249910	249911	242055 • 242056 • 242057 242060 • 242061 • 242062 242063 • 242160 • 242162 242163 • 242164 • 242140 242150 • 240250 • 240255

ART N° with lug	ART N° flat	suitable for dial indicator
240980	240981	240005 • 240007 • 240009 • 240030 • 240031 240101 • 240102 • 240103 • 240104 • 240106 240111 • 240131 • 240132 • 240133 240134 • 240135 • 240141 • 240143 • 240151 240153 • 240800 • 240803 • 240810 • 240813
240982	240983	240001 • 240002 • 240003 • 240004 • 240006 240008 • 240121 • 240122 • 240123 • 240142 240144 • 240152 • 240154
240984	240989	241118 • 241119 • 241121 • 241134 241136 • 241137 • 241142
240987	240988	240230 • 240231 • 240232 • 240233

Extensions

- for analogous and electr. digital dial indicators



ART N°	length B mm	ø A mm
24095010	10	4
24095020	20	4
24095030	30	4
24095040	40	4
24095050	50	4
24095060	60	4
24095070	70	4
24095080	80	4
24095090	90	4
240950100	100	4

ART N°	length B mm	ø A mm
24095110	10	5
24095120	20	5
24095130	30	5
24095140	40	5
24095150	50	5
24095160	60	5
24095170	70	5
24095180	80	5
24095190	90	5
240951100	100	5

Measuring Bridge for Depth Measurements

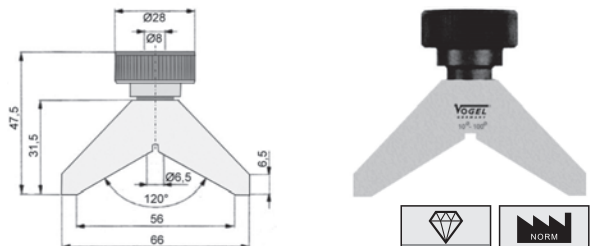
- with extensions rods, as set
- suitable for all analogous or digital dial indicators
- measuring bridge made of steel, hardened, chromed
- stainless steel extensions, with M2.5 inside/outside thread



ART N°	size of measuring bridge mm	sizes of extension rods mm
240525	80 (Art. no.: 240511)	10 / 20 / 30 / 40 / 50 / 60 / 70 / 80 / 90

Measuring Bridge for Depth Measurements

- with prismatic base
- suitable for all analogous or digital dial indicators
- for measuring the depth of keyways in cylindrical shafts, etc.
- made of steel, hardened, matt chrome finish
- measuring surface lapped
- bore-ø 8 H7



ART N°	length of bridge mm	for shafts-ø mm	width mm
240520	66 x 16	10 – 100	16

Measuring Bridge for Depth Measurements

- suitable for all analogous or electr. digital dial indicators
- made of steel, hardened, matt chrome finish or black burnished
- measuring surface lapped, bore-ø 8 H7



ART N° burnished	ART N° chromed	length of bridge mm	width mm
240500	240510	50	16
240501	240511	80	16
240504	240514	100	16
240502	240512	120	20
240503	240513	150	20

Accessories for Dial Indicators

Contact Points

- for analogue and electr. digital dial indicators

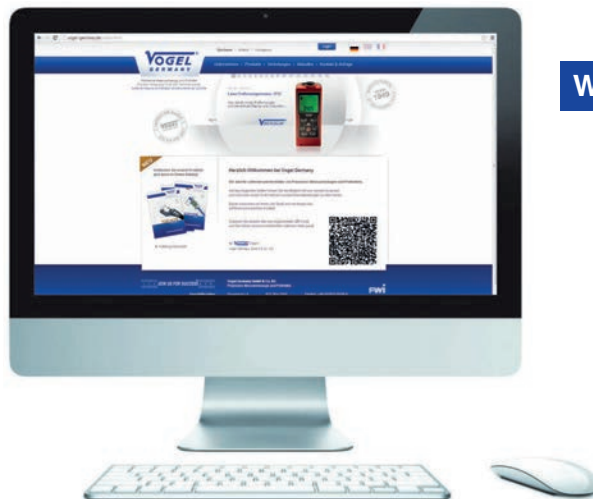
<p>ART N° Steel</p> <p>240952</p>	<p>ART N° Steel</p> <p>240953</p>	<p>ART N° Steel</p> <p>240954</p>	<p>ART N° Steel</p> <p>240955</p>
	<p>ART N° Carbide</p> <p>2409531</p>	<p>ART N° Carbide</p> <p>2409541</p>	<p>ART N° Carbide</p> <p>2409551</p>
<p>ART N° Steel</p> <p>240956</p>	<p>ART N° Steel</p> <p>240957</p>	<p>ART N° Steel</p> <p>240958</p>	<p>ART N° Steel</p> <p>240959</p>
<p>ART N° Carbide</p> <p>2409561</p>		<p>ART N° Carbide</p> <p>2409581</p>	<p>ART N° Carbide</p> <p>2409591</p>
		<p>ART N° Ruby</p> <p>2409582</p>	<p>ART N° Ruby</p> <p>2409592</p>
<p>ART N° Steel</p> <p>240960</p>	<p>ART N° Steel</p> <p>240961</p>	<p>ART N° Steel</p> <p>240962</p>	<p>ART N° Steel</p> <p>240963</p>
		<p>ART N° Carbide</p> <p>2409621</p>	<p>ART N° Carbide</p> <p>2409631</p>

Accessories for Dial Indicators

ART N° Steel 240964	ART N° Steel 240965	ART N° Steel 240966	ART N° Steel 240967
ART N° Carbide 2409641			
ART N° Carbide 2409671	ART N° Ruby 2409672	Carbide	Ruby

Explore our **Website.**

www.vogel-germany.de



Any questions?

We are pleased to advise.

Accessories for Dial Indicators

Inside Test Indicators

- without dial indicator
- designed to check small bore holes
- sturdy version, hammer blow lacquered
- suitable for all analogous and digital dial indicators
- bore- \varnothing 8 H7, shaft- \varnothing 8 h6

Angle Test Indicators

- without dial indicator
- to control small bores on lathes and various tool machines
- sturdy version, hammer blow lacquered
- suitable for all analogous and digital dial indicators
- bore- \varnothing 8 H7, shaft- \varnothing 8 h6

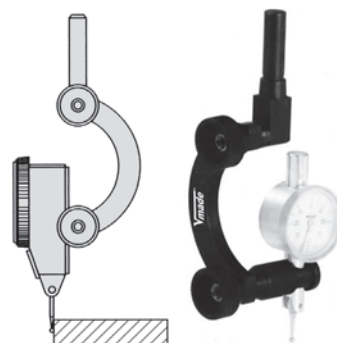


ART No	measuring depth mm	smallest bore to be measured \varnothing mm
240646	60	6
240647	30	6

Centering Holders

- allows large cylinder diameters or holes to be centered
- suitable for all dial indicators and for dovetail guide
- made of steel, black burnished

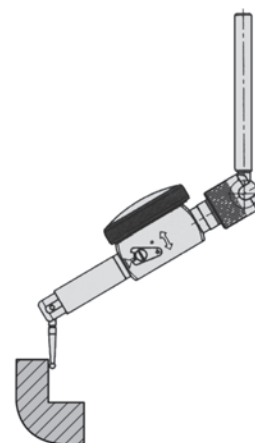

ART No	for bore- \varnothing mm	shaft- \varnothing mm	for dove tail guide
240997	4 + 8	8	✓



Clamp Holders

- suitable for all dial indicators and for dovetail guide
- made of steel, black burnished

ART No	mm	for bore- \varnothing mm	for dovetail guide
249993	72 x 12 x 6	4 + 8	✓
249924	72 x 12 x 6	6 + 8	✓
249920	\varnothing 6 x 70	—	✓
249921	\varnothing 8 x 70	—	✓
249922	76 x 9 x 9	6 + 8	✓
249923	76 x 9 x 9	4 + 8	✓



Clamping Shaft

- made of steel, black burnished or stainless steel, polished

ART No	shaft- \varnothing mm	ART No	shaft- \varnothing mm
240995	4 h6	240996	8 h6
240995-1	6 h6	240996-1	8 h6
240995-2	4 h6	—	—




Electr. Digital Test Indicator • IP54

- with data transfer via cable

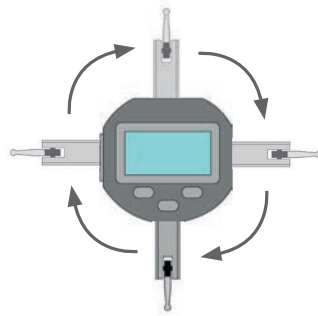
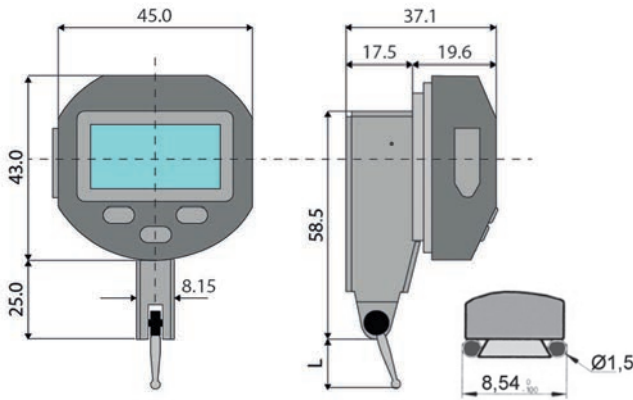
- mechanical parts in stainless steel, hardened
- aluminium housing, front panel made of polyamide
- LCD display with clear reading, digit height 10 mm, more than 360° moveable
- autom. power off
- mm/inch switchable, selection of measuring direction
- housing with 3 dovetail guides
- incl. 1x 3 V battery (Type CR2032, art. no.: 90112)
- incl. operation manual

Accessories for our test indicators can be found on page 141



Option


- data transfer via cable, art. no.: 3420195, see page 272



ART No	mm	mm / inch	Measuring range mm / inch	mm	max. mm	Measuring force N	L mm	CC
240682	0 – 1.6	0.001 / 0.0001	±0.8 / ±0.03	0.001	0.01	0.07 ± 15 %	13	on request

Crankshaft Testing Instruments

- for testing crankshaft deflections and for the alignment of crankshaft bearings during engine assembly
- used in ship engines, car engines, compressors, etc.



ART No	mm	mm	housing-ø of dial indicator mm	CC
240162-2	60 – 500	0.01	40	on request

Test Dial Indicators

Käfer • Dial Test Indicator

DIN 2270

- for toolmakers, for checking of difference measurement
- to check the parallelism, smoothness and trough running

- solid brass housing, matt chrome finish
- with friction clutch, means shock proof
- housing with dovetail guide
- important bearings machined in ceramic stones
- carbide measuring ball- \varnothing 2 mm, exchangeable
- contact points reverses, always maintaining clockwise
- scale mounted in turnable knurled grip ring

ART N° 240600

ART N° 240601

ART N° 240602



form A



form B



form C

DIN

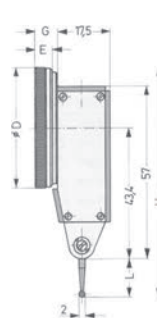
ART N° form A	ART N° form B	ART N° form C	mm	measuring range mm	mm	L mm	\varnothing D mm	quantity of dovetail guides		CC
								form A+B	form C	
240600	240601	240602	0 – 40 – 0	0.8	0.01	12	32	3	2	on request
240610	240611	240612	0 – 100 – 0	0.2	0.002	12	32	3	2	on request
240630	240631	240632	0 – 25 – 0	0.5	0.01	35	32	3	2	on request
240640	240641	240642	0 – 40 – 0	0.8	0.01	12	40	3	2	on request
240650	240651	240652	0 – 25 – 0	0.5	0.01	35	40	3	2	on request
240660	240661	240662	0 – 100 – 0	0.2	0.002	12	40	3	2	on request

Dimensions of Dial Test Indicators

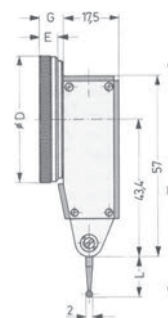
DIN 2270

article-Type	D mm	E mm	G mm	H mm
240600+240610	32	5.6	7.1	69.5
240601+240611	32	5.6	7.7	69.5
240602+240612	32	5.6	7.5	69.5
240630	32	5.6	7.1	69.5
240631	32	5.6	7.7	69.5
240632	32	5.6	7.5	73.5
240640+240660	40	6	7.5	73.5
240641+240661	40	6	8.1	73.5
240642+240662	40	6	7.9	73.5
240650	40	6	7.5	73.5
240651	40	6	8.1	73.5
240652	40	6	7.9	98.4

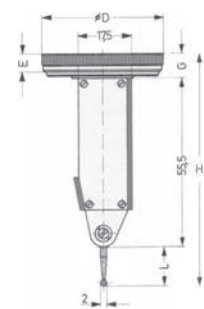
form A



form B



form C



Dial Test Indicator

- standard quality

- solid brass housing, matt chrome finish
- carbide measuring ball \varnothing 2,5 mm, exchangeable
- contact points reverses, always maintaining clockwise
- scale mounted in turnable knurled grip ring
- incl. clamp holder \varnothing 6 mm + \varnothing 8 mm at art. no. 246600 until 246660

ART N° 246641



ART N° 246600



Accessories for test indicators
can be found on page 141



ART N°	mm	measuring range mm	mm	L mm	\varnothing D mm	quantity of dovetail guides	CC
246600	0 – 40 – 0	0.8	0.01	13.5	30	3	on request
246610	0 – 100 – 0	0.2	0.002	13.5	30	3	on request
246640	0 – 40 – 0	0.8	0.01	16.5	37.5	3	on request
246641	0 – 40 – 0	0.8	0.01	43.4	30	3	on request
246660	0 – 100 – 0	0.2	0.002	13.5	37.5	3	on request
246661	0 – 40 – 0	0.8	0.01	43.4	37.5	3	on request

Probes for Dial Test Indicators

- suitable for dial test indicators art. no. 240600 – 240662
- with carbide or ruby ball, length 12 + 35 mm

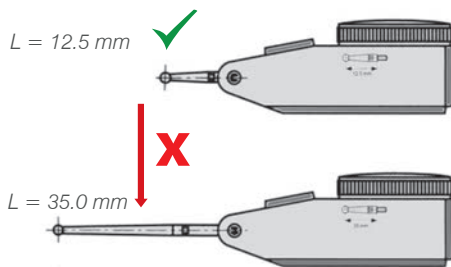
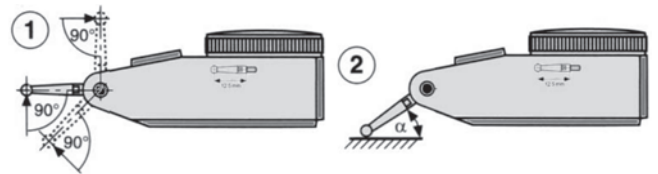


Probes for Dial Test Indicators

- suitable for dial test indicators art. no. 246600 – 246690
- with carbide ball, length 13.5 mm + 16.5 mm

Reference to application of Dial Test Indicators

For accurate measurements the axis of the contact point must be perpendicular to the measuring direction (fig.1). If this is not possible, it is necessary to multiply the reading on the dial with a correction factor, which depends on an angle α (fig. 2). The correction factor is negligible for angles below 15°.



Use only the probe whose length is engraved on the housing, please!

angle α	15°	30°	45°	60°
corr.-faktor	0.96	0.87	0.7	0.5
example:				
angle α :	30° (estimated)			
reading on dial:	0.38 mm			
measuring result:	$0.38 \times 0.87 = 0.33$ mm			



Send us a partnership request



OXOMI.com



Complete catalogue assortment searchable on OXOMI.com

Zero Setting and Centering Devices

Electr. Digital Zero Setting Device • IP65

- water- and coolant proof acc. to DIN 40050 / IEC 60529
- with magnet inserts in the bottom
- for setting tools (e.g. end mills) to zero determining the reference point of the machine spindle
- no damage to cutting edge of tool during setting
- sturdy metal housing, black burnished
- LCD display with clear reading, digit height 8 mm
- incl. 1x 3 V battery (Type CR2032, art. no.: 90112), and operation manual



example



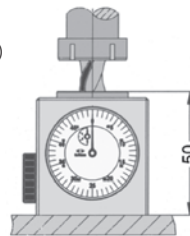
ART N°	mm / inch	spring range of contact plate mm / inch	contact plate-ø mm	
271010	0.002 / 0.00005	0 – 2.4 / 0 – 0.094	24	ø 50 x 51

Zero Setter with permanent magnetic base

- to adjust the tools, for example milling tools, to the „0“-position and for to determine the reference point of the machine spindle
- no feeler gauge or starting contact is needed
- no damages at the measuring element and at the work piece

Operational instruction:

- calibrate the zero setter by putting a parallel on the setter and press it against on the spring loaded surface and set the dial gauge at „0“
- put the setter on machine table or workpiece reference surface. Move spindle to bring cutting tool to touch measuring surface and read
- the dial gauge carefully. When the dial points are at „0“, the distance between tool end and machine table is 50 mm (±0.01 mm)

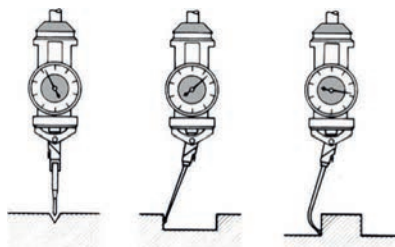


ART N°	mm	spring range of contact plate mm	contact plate-ø mm	total height mm		
271052	0.01	0 – 2	32	50	50 x 50 x 50	0.01

Centering Devices

- for the central alignment of bores and spindles on tool machines

- with bended and straight probes in different length
- clamping shaft ø 10 mm
- reading 0.01 mm
- accuracy of centering 0.02 mm



ART N° 272011



ART N° 272001

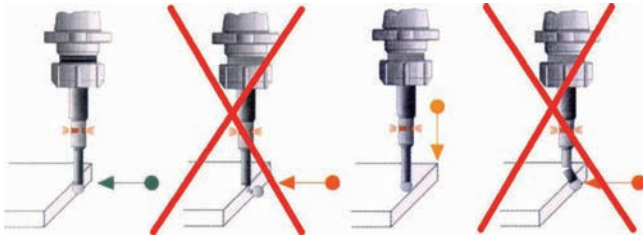


ART N°	mm		Length of straight probes mm	Length of bended probes mm	Length of center probes mm
272001	0.01	0 – 3	45, 100, 154	46, 100, 154	52.5
272011	probes set	—	45, 100, 154	46, 100, 154	52.5

Edge Finders

- with LED signal light
- art. no. 270015 + 270018 with acoustic signal and signal light
- for adjusting basic surfaces or edges

- stainless, hardened, fine ground
- with hardened contact ball




ART No	Type	acoustic signal	contact ball- ϕ mm	clamping shaft- ϕ mm	mm	mm	ART No battery	battery Type
270015 (Vogel)	2-D	✓	10	20	5	158	90008	23 A / 12 V
270017 (Tschorn)	3-D	—	10	16	5	111	90008	23 A / 12 V
270018 (Tschorn)	3-D	✓	10	20	5	131	90008	23 A / 12 V

3D-Probe, with Dial Indicator

- extremely slim and rugged housing
- allows quick and easy determination of workpiece zero points and length


- contact point with predetermined breaking point
- large travel paths, limited by mechanical stops
- Art. no. 270210: solid carbide ball, with standard probe, size ϕ 3 x 27 mm (art. no.: 279911)
- Art. no. 270215: solid ceramic ball



ART No	Type	mm	contact ball- ϕ mm	clamping shaft- ϕ mm	mm
270210 (V2)	3-D	-1.5 / 0 / 2	3	12	124
270215 (Tschorn)	3-D	-1.5 / 0 / 2	3	12	134

Probes, as Spare Part

- solid ceramic ball



ART No	description	ball- ϕ mm	mm
279911	probe „Standard“	3	27
279912	probe „Extra“	6	62

Edge Finders and Measuring Stands

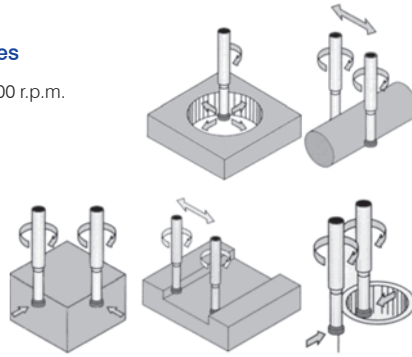
Edge Finders

• for adjusting basic surfaces or edges

- rotational speed of spindle approx 400 – 600 r.p.m.
- hardened steel, HRC 58

Options

- Spare Part Spring (art. no.: 270090) for Edge Finder art. no. 270010 / 270011
- Spare Part Spring (art. no.: 270091) for Edge Finder art. no. 270009



ART N° 270011

ART N° 270010

ART N° 270009



ART N° steel, hardened	contact tip-ø mm	clamping shaft-ø mm	→ ← mm
270009	6 / 10	10	74
270010	10	10	84
270011	4 / 10	10	88

Universal Magnetic Measuring Stands

- for all kind of measurements in various position
- for professional use

- chromed stem, with fine adjustment
- clamping connection by cross head at art.-no. 250201 + 250203
- with clamping connection by grip clamp at art.-no. 250204
- sturdy magnetic block, On/Off-rotary switch made of aluminium, prismatic base and with a flat ground face backwards
- hammer blow blue lacquered magnetic block
- dial indicator shank ø 8 mm



clamping head at art.-no. 250204



ART N°	total height mm	column ø x length mm	arm length mm	thread mm	magnetic block mm	magnetic power ~ N
250201	295	16 x 230	250	M 10	70 x 45 x 65	650
250203	500	20 x 420	250	M 12	75 x 60 x 80	800
250204	295	16 x 230	250	M 10	70 x 45 x 65	650

Universal Magnetic Measuring Stands

- for all kind of measurements in various position
- economy model, for simple demands

- chromed stem, with fine adjustment, lacquered magnetic block
- clamping connection by cross head
- sturdy magnetic block, On/Off-switch made of rugged plastic, prismatic base and with a flat ground face backwards
- dial indicator shank ø 4 mm and ø 8 mm



ART N°	total height mm	column ø x L mm	arm length mm	thread mm	magnetic block mm	magnetic power ~ N
252001	235	12 x 175	140	M8	65 x 50 x 55	600
252002	280	16 x 220	200	M10	65 x 50 x 55	600

Magnetic Measuring Stands

- triple-jointed arm with central mechanical clamping
- particularly for use in hard to reach places
- high-end product with unrestricted mobility
- elocated aluminium column, corrosion-resistant, universal rotating
- with fine adjustment by knurled screw
- sturdy magnetic block
- art.-no. 250301: with On/Off-rotary switch made of aluminium
- hammer blow lacquered magnetic block
- magnetic block with prismatic base and with a flat ground face backwards
- dial indicator shank \varnothing 8 mm and with dovetail for dial test indicators



ART ^{NO}	total height mm	column \varnothing x length mm	arm length mm	thread mm	magnetic block mm	magnetic power ~ N
250301	430	18 x 370	320	M 10	70 x 45 x 65	650

Magnetic Measuring Stands

- triple-jointed arm with central mechanical clamping
- all joints are clamped with just one twist grip
- ball joints allow a fast and safe positioning
- infinitely adjustable clamping force with high stability
- scratch-resistant, black anodized column
- with fine adjustment by knurled screw
- dial indicator shank \varnothing 6 mm, \varnothing 8 mm and for dove tail clamping
- magnetic base with On/Off-switch
- hammerblow lacquered magnetic base, with prism base

ART^{NO} 250333



ART^{NO} 250331



ART ^{NO}	total height ~ mm	total length of column ~ mm	arm length ~ mm	thread mm	magnetic block mm	magnetic power ~ N
250331	350	295	140	M8	65 x 50 x 55	800
250332	440	390	180	M8	74 x 50 x 55	1000
250333	695	640	270	M10	118 x 50 x 55	1300

Explore our
Website.

www.vogel-germany.de



VOGEL
GERMANY

Any questions?

We are pleased to advise.

Measuring Stands

Magnetic Measuring Stands

- with central mechanical clamping
- particularly for use in hard to reach places
- standard model with unrestricted mobility

- chromed column, corrosion-resistant, universal turnable
- art.-no. 255001, 250319 and 250320: with sturdy magnetic block, On/Off-switch
- with prismatic base and with a flat ground face backwards,
- art.-no. 250300 and 250304 with permanent magnetic base with lacquered magnetic block
- dial indicator shank \varnothing 8 mm and dovetail for dial test indicators, with fine adjustment
- art.-no. 250300 and 250320 with shank \varnothing 6 mm and dovetail



ART No	total height mm	column \varnothing x length mm	arm length mm	thread mm	magnetic block mm	magnetic power ~ N
255001	400	10/12 x 345	330	M 8	65 x 50 x 55	600
250300	105	10/17 x 65	45	M 5	\varnothing 28 x 30	120
250304	205	8/20 x 175	100	M 5	\varnothing 35 x 30	120
250319	210	8/20 x 175	100	M 5	36 x 30 x 35	300
250320	108	10/17 x 65	45	M 5	36 x 30 x 35	300

Universal Measuring Stands

- with flexible articulated arm
- particularly for use in hard to reach places
- with unrestricted mobility

- flexible stem with locking lever, adjustable to any position
- sturdy magnetic block, On/Off-switch
- with prismatic base and with a flat and fine ground face backwards
- with lacquered magnetic block
- dial indicator shank for \varnothing 10 mm and \varnothing 8 mm adjustable



ART No	total height mm	column \varnothing x length mm	arm length mm	thread mm	magnetic block mm	magnetic power ~ N
251501	395	16 x 340	240	M8	65 x 50 x 55	600

Universal Magnetic Measuring Stand

- for professional 3-point clamping with just one twist grip
- stable clamping with ergonomically shaped handle
- ball joint in the foot for flexible positioning, with clamping lever
- stable frame with black anodized surface
- with fine adjustment by knurled screw
- dial indicator holder for clamping shanks \varnothing 6 mm, \varnothing 8mm and dovetail
- tension foot with plastic on / off lever
- tension foot with 4 strong permanent magnetic points, black painted



tension foot with 4 strong permanent magnetic points



tension foot with ball joint



ART N°	total height mm	column- \varnothing x L mm	cross arm- \varnothing x L mm	thread mm	tension foot mm	magnetic force without a protective cap ~ N
250120	360	13.5/25 x 135	25/10 x 115	M 8	110 x 70 x 42	320

Measuring Stand, with Vacuum-Base

- triple-jointed arm with central mechanical clamping
- particularly for use in hard to reach places
- high-end product with unrestricted mobility
- elocated aluminium column, corrosion-resistant, universal rotating
- with fine adjustment by knurled screw
- vacuum-base with extrem and permanent vacuum force and with locking lever
- dial indicator shank \varnothing 8 mm and with dovetail for dial test indicators



ART N°	total height mm	column \varnothing x lenght mm	arm length mm	thread mm	vacuum-base mm
250305	395	18 x 370	320	M8 + M10	\varnothing 110

Mini-Magnetic Measuring Stands

- all joints are clamped with just one twist grip
- swivel joint allow quick and safe positioning
- scratch-resistant, black anodized surface
- dial gauge holder for clamping shanks \varnothing 8 mm
- 360° swivelling
- magnet with fine ground prism
(only at art. no.: 250506)



ART N°	total height ~ mm	arm length mm	thread	magnetic block mm	magnetic power ~ N
250505	46	35	M 8	73 x 37 x 12	180
250506	59	35	M 8	73 x 37 x 26	180

Magnetic and Vacuum Bases

Magnetic Bases

- the thread is eccentrically placed on the surface, so that the magnetic core is protected from smut
- sturdy magnetic block, On/Off-rotary switch from aluminium
- hammer blow blue lacquered
- magnetic block with prismatic base and with a flat ground face backwards



ART N°	thread mm	suitable for art.-no.	→ mm ←	magnetic power ~ N
250210	M 10	250201 / 250204 / 250301	70 x 45 x 65	650
250212	M 12	250203	75 x 60 x 80	800

Magnetic Bases

- sturdy magnetic block, On/Off-switch
- magnetic block with prismatic base and with a flat ground face backwards
- hammer blow lacquered

ART N° 252010

ART N° 252014



ART N° 252015



ART N° 250310



ART N°	thread mm	suitable for art.-no.	→ mm ←	magnetic power ~ N
252010	M 8	252001 / 250401 / 251501 / 255001	58 x 50 x 55	800
252012	M 8	252001 / 250401 / 251501 / 255001 / 250332	74 x 50 x 55	1000
252014	M 5	250319 / 250320	36 x 30 x 35	300
252015	M 8	252001 / 250401 / 251501 / 255001	75 x 46 x 54	600
250310	M 10	250333	118 x 50 x 55	1300

Vacuum Base

- with powerful suction power
- with locking lever
- solid aluminium dye-cast housing
- with M10 and M8 threads



ART N°	thread mm	suitable for art. no.	→ mm ←
250312	M8 and M10	250305	ø 90 x 20

Stand Columns and Accessories

Measuring Stand Columns

- with mechanical clamping
- with fine adjustment



ART N°	column ø x length mm	thread mm	suitable for art. no.	material	shank-ø mm
250308	370	M 10	250301 + 250305	aluminium	8 + dovetail
250314	175	M 5	250304 + 250319	steel, chromed	8 + dovetail
250316	75	M 5	250300 + 250320	steel, burnished	6 + dovetail
250341	201	M 8	250331	steel, anodized	6 + 8 + dovetail
250342	246	M 8	250332	steel, anodized	6 + 8 + dovetail
250343	568	M 8	250333	steel, anodized	6 + 8 + dovetail
255008	345	M 8	255001	steel, chromed	8 + dovetail
259925	150/190	ø 8 x 40	shaft-ø 8 mm	steel, chromed	8 + dovetail

Measuring Stand Columns

- rigid column
- with fine adjustment



ART N°	column ø x length mm	thread mm	suitable for art. no.	material	shank-ø mm
250205	16 x 230	M 10	250204	steel, chromed	8
250208	20 x 425	M 12	250203	steel, chromed	8
250209	16 x 230	M 10	250201	steel, chromed	8
252008	16 x 220	M 10	252002	steel, chromed	8
252009	12 x 175	M 8	252001	steel, chromed	8

Measuring Stand Columns

- flexible tubular steel sections
- with wire-rope tension



ART N°	column ø x length mm	thread mm	suitable for art. no.	material	shank-ø mm
250508	16 x 340	M 8	251501	steel, burnished	6 + 8

Accessories for Stand Columns and Measuring Tables

Accessories for Measuring Stands

ART N°	article description
259902	cross joint for 250201
259903	cross joint for 250203
259909	cross joint for 252001
259910	cross joint for 252002
259906	grip clamp for 250204 + 251020
259901	dial indicator shank for 250201 / 250203 + 250204
259911	dial indicator shank for 250301 / 250302 + 250305 ø 8+dovetail
259912	dial indicator shank for 250401 + 255001 ø 8+dovetail
259904	spanner M6 for 252001 + 252002
259905	spanner M8 for 250201 / 250203 + 250204
259908	spanner M5 for 250304 + 250319



Measuring Tables

• without dial indicator

- flat measuring table, steel, hardened and ground surface
- chromed column, rigid measuring arm, with fine adjustment
- dial indicator shank ø 8 mm
- Measuring table flat




ART N°	mm	measuring height mm	outreach mm	column ø mm	flatness mm
258011	ø 60	125	75	25	0.008
258013	60 x 60	125	75	25	0.008

Precision Measuring Tables

DIN 876/00

• made of black granite • for the measuring room and calibration laboratory

- measuring surface fine ground and diamond lapped
- hardened column with height adjustment and setting ring
- with adjustable cross arm
- dial indicator shank ø 8 mm



ART N°	mm	meas. height mm	arm length mm	total height (H) mm	column ø mm	cross arm ø mm
250815	250 x 150 x 50	165	180	270	35	22
250816	300 x 210 x 60	235	225	360	35	22
250817	400 x 300 x 70	300	270	450	35	22

Precision Measuring Tables

DIN 876/00

- made of black granite
- for the measuring room and calibration laboratory


- measuring surface fine ground and diamond lapped
- hardened column with height adjustment and setting ring
- with adjustable cross arm
- dial indicator shank \varnothing 8 mm

Option

- cross arm with fine adjustment, art. no.: 258052



DIN

ART N°	 table	measuring height mm	arm length mm	total height (H) mm	column- \varnothing mm
258051	80 x 80 x 20	120	62	205	25

Universal Comparative Measuring Instrument, without Dial Indicator

- for measuring inside- and outside diameters of grooves, reverse turns, thread turns etc.
- with one fixed and one movable probe



- rugged construction, measuring table stainless, hardened
- measurement can be done by analogy dial indicator or by digital dial indicator
- different probes are available, interchangeable
- large application range, for comparison measurements
- dial indicator shank \varnothing 8H7
- further accessories, e.g. calibrated gauge blocks or setting rings on request
- with instruction manual

Measuring Probes included

- stainless, hardened
- 1 pair of measuring probes art.-no.: 391010-01, \varnothing 10 x 40 mm, spherical shaft, shaft \varnothing 8 mm
- 1 pair of measuring probes art.-no.: 391010-02, \varnothing 20 x 34 mm, probe reduced, shaft \varnothing 8 mm



CE NORM

ART N°	 mm	 table mm	 mm
391010	100	202 x 167 x 110	2.0



Marking, Scribing Devices, Protractors

Ink Markers and Steel Scribers	156 – 157
Ink Markers	156
Steel Scribers	156 – 157
Dividers and Compasses	158 – 159
Spring loaded Dividers.....	158
Spring loaded Compasses	158
Dividers	159
Internal and External Joint Compasses	159
Marking	160 – 162
Marking Gauges.....	160
Marking Vernier Calipers	160 – 162
Protractors and Spirit Levels.....	162 – 168
Digital Protractors.....	162 – 164
Analog Protractors	165 – 166
Angle Measure Spirit Levels.....	167 – 168
Spirit Levels	168
Blocks, Prisms and Parallel Sets	169 – 172
Blocks and Prisms	169
Magnetic Blocks.....	170 – 171
V-Blocks with Clamps.....	171 – 172
Parallel Sets.....	172

Image Directory • Marking, Scribing Devices, Protractors
















































































































				
Page 156	Page 156	Page 156	Page 156	Page 156
				
				
				
Page 156	Page 156	Page 156	Page 156	Page 157
				
				
				
Page 157	Page 157	Page 157	Page 157	Page 157
				
				
				
Page 157	Page 157	Page 158	Page 158	Page 158
				
				
				
Page 158	Page 158	Page 159	Page 159	Page 159
				
				
				
Page 159	Page 159	Page 160	Page 160	Page 160
				
				
				
Page 160	Page 161	Page 161	Page 161	Page 162
				
				
				

Image Directory • Marking, Scribing Devices, Protractors

				
Page 162	Page 162	Page 163	Page 163	Page 164
				
Page 164	Page 164	Page 164	Page 165	Page 164
				
Page 165	Page 165	Page 166	Page 166	Page 166
				
Page 167	Page 167	Page 167	Page 168	Page 168
				
Page 169	Page 169	Page 169	Page 170	Page 170
				
Page 170	Page 170	Page 171	Page 171	Page 171
				
Page 172	Page 172	Page 172	Page 172	Page 172



Ink Markers and Steel Scribes

Emil Otto • Metal Etching Pens

- for markings on metal and aluminium
- with exchangeable ink tank
- chemical and thermal resistant
- package contents 1 pen holder and 2 cartridges



ink tank (spare part)


ART N° for metal (green liquid) 334501	ART N° for aluminium (light blue liquid) 334502	ART N° for tool steel (blue liquid) 334503	ART N° for titanium and titanium alloys (turquoise dark blue) 334504
ART N° spare part ink tank for metal (green liquid) 334591	ART N° spare part ink tank for aluminium (light blue liquid) 334592	ART N° spare part ink tank for tool steel (blue liquid) 334593	ART N° spare part ink tank for titanium and titanium alloys (turquoise dark blue) 334594

EMIL OTTO • Marking Ink

- for the marking of machining points on surfaces
- as marker, in a spray bottle or in a plastic canister available
- dries within seconds
- non-reflective fluid
- good adhesions and can be removed easily
- 2 different colours available



ART N° 262601



ART N° 262611



ART N° 262603

ART N° 262605

ART N° 262604

ART N°	colour	contents ml	marker	spray bottle	canister
262601	blue	30	✓	—	—
262603	blue	500	—	—	✓
262604	blue	1000	—	—	✓
262605	blue	500	—	✓	—
262611	red	30	✓	—	—
262613	red	500	—	—	✓
262614	red	1000	—	—	✓
262615	red	500	—	✓	—

Steel Scribes

- with hardened tips
- made from special steel



ART N°	mm	scriber-ø mm	version
334600	180	5	straight bar, knurled handle
334602	230	4	straight and cranked bar, with plastic handle
334603	175	4	straight bar, exchangeable tip, knurled handle
334604	250	4	straight and cranked bar, exchangeable tips, knurled handle
334691	90	4	spare tip, straight (for art.-no.: 334603 – 334604)
334692	100	4	spare tip, cranked (for art.-no.: 334604)

Steel Scribes

- with tungsten carbide tips



ART N°	mm	shaft-ø mm	version
334606	175	14	straight bar, with red plastic handle
334608	150	6	hexagonal bar, galvanized, with clip
334609	180	8	hexagonal bar, galvanized, without clip
334610	150	8	hexagonal, aluminium shaft, lacquered, with drop mechanic
334695	35	—	spare tip, carbide, for 334610
334611	150	10	„RICO“-Marker, aluminium shaft, knurled handle, pen type
334694	70	—	spare tip, carbide, for 334611
334612	230	4	straight and cranked bar, exchangeable tips, knurled handle
334615	150	9	carbide marker, push technic, with clip
334690	30	—	spare tip, carbide, straight version, for 334615
334696	90	—	spare tip, carbide, straight version, for 334612
334697	100	—	spare tip, carbide, cranked version, for 334612

Steel Scribes

- with tungsten carbide needle
- with clip and magnet
- made of steel, black burnished
- with exchangeable needle
- with anti-slip knurled handle



with magnet



ART N°	mm	shaft-ø mm	version
334620	155	7.5	with tungsten carbide tip, anti-slip knurled handle
334629	—	3	spare part, tungsten carbide needle

Parallel Surface Gauge

- for simple workshop purposes
- round, chromed column, without graduation
- hardened steel scribe, straight and cranked bar
- scribe is rotatable and turnable
- round and lacquered iron base



ART N°	mm
342102	300
342104	500

Dividers and Compasses

Spring Divider

DIN 6486

- steel, polished
- square legs, with hardened tips
- with quick nut for quick movement
- with fine adjustment

ART N° 302422



ART N° 302682



ART N° 302689
pair of spare needles



DIN

ART N°

Divider



ART N°	Divider	→ ←
302420		100
302421		125
302422		150
302423		175
302424		200
302425		250
302426		300
302427		400
302428		500
302429		600

ART N°

Divider with exchangeable points



ART N°	Divider with exchangeable points	→ ←
302680		100
302681		125
302682		150
302683		175
302684		200
302685		250
302686		300
302687		400
302688		500
302689		600

Internal and External Spring Joint Compass

DIN 6482/6484

- steel, polished
- square legs, with hardened tips
- with quick nut for quick movement
- with fine adjustment

ART N° 302442



ART N° 302462



DIN

ART N°

Spring Inside Compass



ART N°	Spring Inside Compass	→ ←
302440		100
302441		125
302442		150
302443		175
302444		200
302445		250
302446		300
302447		400
302448		500
302449		600

ART N°

Spring Outside Compass



ART N°	Spring Outside Compass	→ ←
302460		100
302461		125
302462		150
302463		175
302464		200
302465		250
302466		300
302467		400
302468		500
302469		600

Divider and Divider with Setting Wing

DIN 6486

- steel, polished
- square legs, with hardened tips
- with rivet

ART N° 302402



ART N° 302412



ART N° 302472



DIN

ART N° Divider	→ ←
302402	150
302403	175
302404	200
302405	250
302406	300
302407	400
302408	500

ART N° with setting wing	→ ←
302412	150
302413	175
302414	200
302415	250
302416	300
302417	400
302418	500

ART N° with holder	→ ←
302472	150
302473	175
302474	200
302475	250
302476	300
302477	400
302478	500

Internal and External Joint Compass

DIN 6482 / 6484

- steel, polished
- with flat legs
- with rivet

ART N° 302432



ART N° 302452



DIN

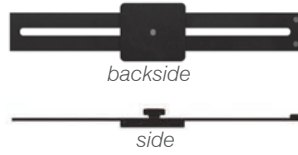
ART N° Inside Compass	→ ←
302432	150
302433	175
302434	200
302435	250
302436	300
302437	400
302438	500

ART N° Outside Compass	→ ←
302452	150
302453	175
302454	200
302455	250
302456	300
302457	400
302458	500

Marking Gauges and Marking Vernier Calipers

Marking Gauges


- with flat sliding ruler and marking block
- with fixing screw
- made of Dur-Aluminium, surface hardened HRC63
- scratch-resistant, black anodized surface
- marking block made of steel
- laser engraved, clear reading scale
- vernier reading 0.05 mm



ART N°	mm	mm	
336230	200	0.05	298 x 60 x 16
336231	250	0.05	348 x 60 x 16
336233	300	0.05	400 x 60 x 16

Marking Gauges

- with flat sliding ruler and marking block
- with fitting screw
- made of Dur-Aluminium, surface hardened HRC63
- scratch-resistant, black anodized surface
- with hardened steel marking block, locking screw
- laser engraved, clear reading scale
- marking block 44 mm high



ART N°	mm	mm	
336260	200	0.05	300 x 60 x 44
336261	250	0.05	350 x 60 x 44
336262	300	0.05	400 x 60 x 44

Marking Gauges

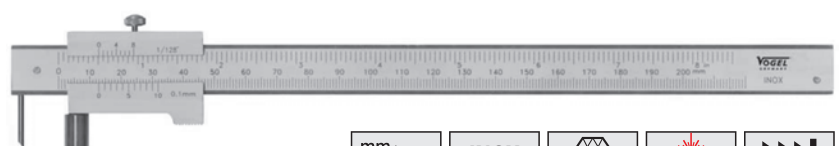
- with flat sliding rule
- with metal fixing screw
- stainless steel blade, with hardened marking block
- laser engraved scale, blade surface matt chrome finish
- with vernier reading 0.1 mm



ART N°	mm	mm	
336220	200	0.1	260 x 40 / 50 x 25
336221	250	0.1	305 x 40 / 50 x 25
336223	300	0.1	360 x 40 / 50 x 25

Universal Marking Gauges

- with contact-roll
- carbide scriber, exchangeable
- stainless steel, hardened
- laser engraved scale, reading parts in matt chrome finish
- 2nd scriber as spare part included


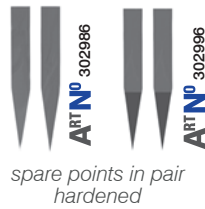






ART N°	mm / inch	mm	ART N° carbide scriber (spare part)
335070	200 / 8	0,1	335072
335071	400 / 16	0,1	335072

Marking Gauges and Marking Vernier Calipers

Trammels



- steel, with hardened, exchangeable points
- flat beam, with fine adjustment
- with fixing screws






ART NO	 mm	 mm
302911	500	0.1
302912	1000	0.1
302913	1500	0.1
 302914	2000	0.1
 302915	3000	0.1

Compass Vernier Calipers

- for accurate marking owing to parallel position of the scriber jaws
- special steel, reading scale in matt chrome finish
- with fixing screw
- with carbide tips or hardened tips at your choice







ART NO hardened tips	ART NO carbide tips	 mm	 for ϕ mm	 mm
303002	303102	150	300	0.1
303003	303103	200	400	0.1
303004	303104	250	500	0.1
303005	303105	300	600	0.1

Marking Gauges

- with round bar
- chromed bar and scale, with 0.1 mm vernier reading
- with round contact plate, with fixing screw
- with or without fine adjustment, at your choice
- with exchangeable, hardened marking needle




ART NO 	ART NO 	 cm		ART NO spare needle
335030	335031	30	0.1	335066
—	335051	50	0.1	335066

Marking Vernier Calipers and Digital Protractors

T-Marking Vernier Calipers

- with mm-graduation at the edge of the T-bar
- special steel, hardened, with fine adjustment
- laser engraved scale, reading parts in matt chrome finish



ART NO	cm	mm	length of T-bar mm
337301	16	0.05	100
337302	25	0.05	140
337303	30	0.05	160
337305	50	0.05	160

Electr. Digital Universal Bevel Protractor Set


- with data output
- with 3 blades (150 / 200 / 300 mm), 90° square and angle stop

- stainless steel, hardened and fine ground
- rugged ABS-plastic housing, multifunctional display
- with fine adjustment for easy adjustment and fixing device for the blade
- large LCD display with clear reading
- two display lines, resolution in 1. line with 0.005° and in 2. line with min. 10"
- preset to 360° / 180° / 90°, two measuring directions selectable
- On/Off button, mode-button, set-button, zero setting at any position
- automatic switch off after approx. 5 min
- operation temperature 0 °C ~ +40 °C, storage temperature -10 °C ~ +60 °C
- incl. 1x 3 V battery (type CR2032, art.-no.: 90112), with operation manual



Option

- data transfer via cable, art.-no. 2420192, see page 272





ART NO	length of blade mm	360° / 2x 180° / 4x 90°	0.005° / 10"	5'	CC
320100	150 / 200 / 300				on request

Electr. Digital Protractor

- for checking and transferring angles

- large LCD display with clear reading, digit height 10 mm
- blades in anodized aluminium with profile grooves, and embedded magnet strips
- On/Off button and data hold function, with fixing screw
- 180° rotating display, by pressing function button
- zero setting at any position
- incl. 1x 3 V battery (type CR2032, art. no.: 90112), operation manual




ART NO	0 - 360	0.05	0.3	length of blades mm	205 x 45 x 30	CC
320021	0 - 360	0.05	0.3	200 x 200	205 x 45 x 30	on request
320022	0 - 360	0.05	0.3	300 x 300	305 x 45 x 30	on request

Electr. Digital Bevel Protractor

- for high precision accuracy and safety reading

- LCD display with clear reading, digit height 10 mm
- stainless, hardened and fine ground
- On/Off button, with fixing screw
- zero setting at any position, with data hold function
- reading of values in display by 180° switchable
- incl. 1x 3 V battery (type CR2032, art. no.: 90112), with operation manual



ART N°	length of blade mm	arc-ø mm				
320201	150	120	0 – 180	0.05	0.3	on request
320202	200	150	0 – 180	0.05	0.3	on request
320203	300	200	0 – 180	0.05	0.3	on request

Protractor (Skew Measure)

- for high precision accuracy and safety reading

- LCD display with clear reading, digit height 10 mm
- stainless, hardened and fine ground
- On/Off button, with fixing screw
- zero setting at any position, with data hold function
- reading of the values in the display from 10° – 170°
- incl. 1x 3 V battery (type CR2032, art. no.: 90112), with operation manual



ART N°	length of blade mm	arc-ø mm	angle graduation	
320581	150	100	10 – 170	on request
320582	300	150	10 – 170	on request
320583	400	200	10 – 170	on request

Digital Protractors

Electr. Digital Angle-Sensor „Bevel-Box“ and „Level-Box“ • IP54

- dust- and splash water proof acc. to DIN 40050 / IEC 60529
- ideal device for angle adjustment, can be used for many purposes

- rugged metal housing
- large LCD display with clear reading, digit height 10 mm
- with 3 magnetic discs in the bottom of the housing
- with On/Off-, zero- and ABS button, data hold function
- art.-no. 32 0011 added with a vial on top of the housing
- incl. 1x 3 V battery (type CR2032, art. no.: 90112), with operation manual



magnetic discs



ART No				
320010	±180°	0.1°	±0.1°	50 x 50 x 32
320011	±180°	0.1°	±0.1°	50 x 63 x 32

Electr. Digital Angle-Sensor with 90° swiveling LCD display • IP54

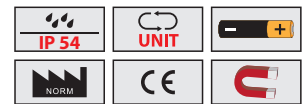
- dust- and splash water proof acc. to DIN 40050 / IEC 60529
- ideal device for angle adjustment, can be used for many purposes

- large LCD display, with clear reading, digit height 8 mm
- LCD display swivelling up to 90°, with direction indicating vial in the display
- with magnetic V-base
- On/Off button and data hold function
- incl. 2x 1.5 V battery (type AAA, art. no.: 90002), with operation manual



magnetic V-base

swivelling display



ART No				
320015	±180°	0.1°	±0.1°	55 x 57 x 32

Electr. Digital Protractor • IP65

- water- and coolant proof acc. to DIN 40050 / IEC 60529
- ideal device for precise leveling and measuring of flatness and squareness, can be used for many purposes

- sturdy housing with aluminium V-prism at top and bottom side
- art.-no. 320016 additionally with magnetic discs in the V-bottom
- large LCD display, with clear reading, digit height 9 mm
- with acoustic signal and backlight
- autom. 180° rotating display, by turning up-side down
- with data hold function, ABS system, with easy to handle self calibration
- On/Off- and zero button, zero setting at any position
- incl. 2x 1.5 V battery (type AAA, art. no.: 90002), with operation manual



magnetic base




ART No					
320013	4 x 90° (0 – 360°)	0.05°	±0.15°	150 x 33 x 60	X
320016	4 x 90° (0 – 360°)	0.05°	±0.15°	150 x 33 x 60	✓

Universal Bevel Protractor Set

- set with 3 blades in different length
- stainless, hardened and fine ground
- scales matt chrome finish
- parallaxfree reading by vernier, with large magnifying lens
- with fine adjustment
- incl. angle stop (art. no.: 321276)

Option

- Wooden box: art. no.: 3299020



ART N ^o	length of blades mm		angle graduation °	
321220	150 / 200 / 300 mm	4 x 90°	1/12° = 5'	on request

Protractors (Skew Measurer)

- for standard mechanical engineering

- special steel, in chromed finish
- scale in matt chrome finish
- with adjustable blade, with fixing screw



ART N ^o	length of blades mm	arc-Ø mm	angle graduation °
320571	150	100	10 – 170°
320572	300	150	10 – 170°
320573	400	200	10 – 170°
320574	500	250	10 – 170°

Protractor

- with fixing screw
- with half round plate

- special steel, chromed
- scale matt chrome finish
- double graduation from 0° – 180° in opposite direction



ART N ^o	length of blades mm	arc-Ø mm		
322541	150	80	0 – 180	on request

Spare Parts for Electr. Digital Universal Protractors

- art.-no. 320100

ART N ^o	spare blade
320101	150
320102	200
320103	300



ART N ^o	90° angled adjustment	
321275	60 x 50 / 15 x 4	

ART N ^o	angle stop	
321276	70 / 40 x 18 x 4	



Angle Measure Spirit Levels

Electr. Digital Angle Measurer Spirit Level

- automatic calculation of single and double mitre angles without any other tools
- sturdy aluminium housing, with adjustable bevel blade
- large LCD display, digit height 12 mm, reading from all directions possible, with shiftable backlight
- rapid calculation and transfer of angles by means of memory function for frequently used angle dimensions
- power On/Off button, data hold function, shock resistant up to 1 m falling down
- precise mitre- and self-calibration function
- with 1x horizontal vial and 1x vertical vial
- with fixing screw for fixing the angle setting
- incl. 2x battery 1.5 V (type AAA, art.-no.: 90002)
- incl. operation manual



ART N°					
711020	0 – 225°	0.05°	max. ± °	max. vial	mm
			0.1°	1 mm/m = ±0.057°	440 x 60 x 25

Electr. Digital Angle Measurer Spirit Level

- for quick and accurate measuring of angular degrees, can also be used as a spirit level
- with 1x horizontal vial and 1x vertical vial
- sturdy aluminium housing, with adjustable bevel blade
- large LCD display with clear reading, digit height 12 mm
- On/Off and zero button, zero setting at any position
- incl. 1x 3 V battery (type CR2032, art.-no.: 90112), with operation manual



ART N°					
711025	0° – 225°	0.1°	max. 0.3°	max. vial	mm
				1 mm/m = ±0.057°	305 x 52 x 23

Electr. Digital Spirit Level

- for trade and industry
- rugged, rectangular profile, made of light alloy
- large LCD display with clear reading, digit height 12 mm, with shiftable back light
- display always appears in the reading direction no matter which direction the device is rotated
- conversion between ABS- and INC-measurement
- calculation of ascend/descend, angle and deviation
- with self-calibration function
- power On/Off button, data hold function
- with 1 x horizontal vial and 1 x vertical vial
- incl. 2x 1.5 V battery (type AAA, art.-no.: 90002)
- with operation manual



ART N°					
712020	4 x 90°	0.1°	max. ± °	max.	mm
				0.2°	416 x 50 x 21

Angle Measure Spirit Levels and Spirit Levels


Electr. Digital Light Alloy Spirit Level

• with cross laser, angle degree indicator and percent deviation

- rugged, rectangular profile, made of light alloy, with ribbed surface
- large LCD display, digit height 10 mm, reading from all directions possible
- switchable display in angle-, percentage measuring- and tangent-mode
- On/Off button, data hold function and memory function
- magnetic inserts in the bottom and M6 thread for tripod attachment
- with each 1x horizontal and 1x vertical vial
- with self-calibration and switchable cross laser, range about 7 m (inside)
- incl. 1x 9 V battery (type 6LR61, art.-no.: 90006), with operation manual



with cross laser



with magnet inserts and M6 thread for tripod attachment



ART NO				
712010	4 x 90°	0.05°	0.2	225 x 57 x 25

Spirit Levels „NIVEAU NORM“

• top quality spirit levels with plane surfaces

- rugged light alloy rectangular profile, from up 1500 mm length with extrem solid wallthickness
- with 1x horizontal vial and 1x vertical vial
- barrel-shaped vials with patented SOLID built-in system, permanent fixed and constantly aligned with the profile
- surfaces in stratosilver elocated
- measuring accuracy adjusted by electronical adjustment and at final inspection
- measuring accuracy in normal position 0.5 mm/m = 0.029°, with reversal measurement minimum 0.75 mm/m = 0.043°

art.-no.: 714100 – 714110

- with strong adhesive magnet in the measurement base



plane, rectangular aluminium profile, extruded and warm cured

ART NO 714000 – 714010



without magnets

ART NO 714100 – 714110



with strong adhesive magnet in the measurement base

ART NO 714000 – 714010



ART NO 714100 – 714110



ART NO				
714000	200	50 x 20	X	0.5 mm/m = ±0.029°
714001	300	50 x 20	X	0.5 mm/m = ±0.029°
714002	400	50 x 20	X	0.5 mm/m = ±0.029°
714003	500	50 x 20	X	0.5 mm/m = ±0.029°
714004	600	50 x 20	X	0.5 mm/m = ±0.029°
714005	800	50 x 20	X	0.5 mm/m = ±0.029°
714006	1000	50 x 20	X	0.5 mm/m = ±0.029°
714007	1200	50 x 20	X	0.5 mm/m = ±0.029°
714008	1500	50 x 20	X	0.5 mm/m = ±0.029°
714009	1800	50 x 20	X	0.5 mm/m = ±0.029°
714010	2000	50 x 20	X	0.5 mm/m = ±0.029°
714100	250	50 x 20	✓	0.5 mm/m = ±0.029°
714101	300	50 x 20	✓	0.5 mm/m = ±0.029°
714102	400	50 x 20	✓	0.5 mm/m = ±0.029°
714103	500	50 x 20	✓	0.5 mm/m = ±0.029°
714104	600	50 x 20	✓	0.5 mm/m = ±0.029°
714105	800	50 x 20	✓	0.5 mm/m = ±0.029°
714106	1000	50 x 20	✓	0.5 mm/m = ±0.029°
714107	1200	50 x 20	✓	0.5 mm/m = ±0.029°
714108	1500	50 x 20	✓	0.5 mm/m = ±0.029°
714109	1800	50 x 20	✓	0.5 mm/m = ±0.029°
714110	2000	50 x 20	✓	0.5 mm/m = ±0.029°

Parallel V-Block Pairs

- made of dense special cast iron with high resistance to wear
- supplied in matched pair
- 4 different large grooves, 90°
- available in milled or ground version

grade 0 = ground parallelism tolerance = ± 0.008 mm
grade 1 = ground parallelism tolerance = ± 0.016 mm
grade 3 = milled parallelism tolerance = ± 0.064 mm



ART N° grade 0	ART N° grade 1	ART N° grade 3	→ mm ←	for shaft- ϕ mm
333511	333501	333531	60 x 120 x 100	8 – 90
333512	333502	333532	75 x 150 x 130	10 – 120
333513	333503	333533	90 x 200 x 170	12 – 180

Prism Pair

- made of dense special cast iron with high resistance to wear
- supplied in matched pair
- with 1 large cut, 90°
- available in milled or ground version
- from 200 mm length with grooves


grade 0 = ground parallelism tolerance = ± 0.008 mm
grade 1 = ground parallelism tolerance = ± 0.016 mm
grade 3 = milled parallelism tolerance = ± 0.064 mm



ART N° grade 0	ART N° grade 1	ART N° grade 3	→ mm ←	for shaft- ϕ mm
333101	333201	333301	100 x 40 x 30	6 – 40
333102	333202	333302	150 x 50 x 40	8 – 50
333103	333203	333303	200 x 70 x 50	8 – 70
333104	333204	333304	250 x 85 x 60	12 – 85
333105	333205	333305	300 x 100 x 70	12 – 100

Adjustable Angle Prism

- special steel, hardened, fine ground
- prism cut 90°, angle scaling 0° – 60° / 0° – 30°




ART N°	→ mm ←	parallelism tolerance \pm mm	for shaft- ϕ mm
334001	75 x 25 x 32 / 23	0.05	28
334002	102 x 30 x 48 / 29	0.05	40
334003	102 x 46 x 48 / 29	0.05	40

Magnetic Blocks

Magnetic Measuring and Clamping V-Block

• especially engineered for toolmakers etc.

- made of special steel
- with V-cut 90°, finely ground
- strong magnetic block
- with On/Off-rotary switch made of aluminium
- magnetic base with finely ground prism
- plane, parallel and squared machined



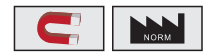
ART N°	mm	for shaft- \varnothing mm	parallelism tolerance \pm mm	prism N	surface N
330100	80 x 67 x 96	\varnothing 6 – 66	0,004	400	900
330101	100 x 70 x 96	\varnothing 6 – 72	0,004	650	1800

Magnetic Measuring and Clamping V-Block

- special steel made
- with On/Off switch
- art.-no. 331000 – 331002: with flat magnetic base
- art.-no. 331010 – 331012: with magnetic prism base
- with V-cut 90°, fine ground
- plane, parallel and squared machined

ART N° 331012

ART N° 331002



ART N° 331010 + 331011






ART N° steel	mm	for shaft- \varnothing mm	parallelism tolerance \pm mm	N	flat base	prism base
331000	101 x 76 x 78	\varnothing 6 – 40	0.05	700	✓	—
331001	127 x 60 x 73	\varnothing 6 – 35	0.05	600	✓	—
331002	70 x 60 x 73	\varnothing 6 – 30	0.05	700	✓	—
331010	80 x 70 x 95	\varnothing 6 – 30	0.05	800	—	✓
331011	101 x 67 x 95	\varnothing 6 – 70	0.05	1000	—	✓
331012	115 x 75 x 100	\varnothing 6 – 70	0.05	800	—	✓

Magnetic Blocks and V-Blocks with Clamps

Lamellar Block / Prism Lamellar Block

- for setting on magnetic holding plates

- special steel, fine ground
- with 90° cut or in flat version
- with pole distance 4 mm



ART N° flat	
331030 (pair)	100 x 50 x 25
—	—

ART N° with V-cut	
331040 (pair)	50 x 60 x 48
331041 (single)	100 x 60 x 48

V-Block with Clamp

- for clamping cylindrical pieces

- special steel, hardened, fine ground
- 2 different deep 90° V-cuts
- 2 supporting surfaces
- single or in pair adjusted available



ART N° single	ART N° pair		clamping range for ø mm	 ± mm / 100 mm
333001	333011	45 x 40 x 35	5 – 20	0.01
333002	333012	70 x 45 x 40	5 – 25	0.01

V-Block Pair with Clamps

- for clamping cylindrical pieces and marking purposes, etc.

- special steel, hardened or stainless steel hardened
- 2 different deep 90° V-cuts, surfaces finely ground
- front faces angular ground in regard to base area, adjusted in pairs

Option

- wooden boxes available, by extra charge



ART N° carbon steel in pairs		clamping range for ø mm	 ± mm / 100 mm
333041	50 x 40 x 50	5 – 30	0.01
333042	75 x 55 x 55	5 – 50	0.01
333043	100 x 75 x 75	7 – 70	0.01

Clamps for Prisms and Precision Parallel Support Sets

Replacement Clamp for Prisms

- single packed

ART N°	suitable for
3330901	333001 + 333011
3330902	333002 + 333012
3330941	333041
3330942	333042
3330943	333043



Precision Parallel Support Sets

- 14 pairs of parallels
- special steel, carefully hardened and strain-removed, HRC 58 – 60
- longitudinal surfaces are plane parallel machined and extra fine adjusted in pairs



ART N°	sizes mm		accuracy for height ± mm
260600	14 / 16 / 18 / 20 / 22 / 24 / 26 / 28 / 30 / 32 / 35 / 40 / 45 / 50	150 x 10 ± 0.05	0,01


Precision Parallel Support Sets, magnetic

- hardened (~60 HRC), black anodized
- with magnetic inserts, reduce the clamping time by up to ~ 10
- fine ground in pair, as set of each 5 pairs
- scratch-resistant, black anodized surface



Application example



ART N°	sizes mm	height tolerance ± mm	width tolerance ± mm	
260620	15 / 22 / 25 / 30 / 32	0.005	0.01	120 x 2.5
260621	15 / 30 / 35 / 37 / 39	0.005	0.01	125 x 2.5
260622	25 / 35 / 40 / 45 / 47	0.005	0.01	150 x 2.5




We seek the dialogue where you are at home...

Trade fairs, customer- and in-house exhibitions.

Hereby we see an opportunity to support your company in the implementation of your customers and in-house shows, so that you can achieve your customers need precisely.

We offer a lot of service and support to you.






























Contact us,
we are happy to help.



Squares

90° Squares	177 – 181
Precision Squares	177 – 178
Workshop Squares.....	179
Bevel Edge Squares.....	180 – 181
Squares with Scaling.....	181
Angle Squares	182 – 184
Bevel Squares	182
Mitre Squares	182
Angle Squares.....	183 – 184
Special Squares	184 – 185
Flange and Combination Squares.....	184 – 185
Center Squares	185

Image Directory • Squares

				
Page 177	Page 177	Page 178	Page 178	Page 179
				
Page 179	Page 179	Page 179	Page 179	Page 180
				
Page 180	Page 180	Page 180	Page 181	Page 181
				
Page 181	Page 181	Page 182	Page 182	Page 182
				
Page 183	Page 183	Page 183	Page 183	Page 184
				
Page 184	Page 184	Page 185	Page 185	Page 185

Precision Inspection Square

DIN 875/0

- for inspection rooms and test laboratories
- stainless, hardened steel or made from special hardened steel
- extra fine ground
- flat or with back

Precision Inspection Square

DIN 875/1

- for precision machinery
- stainless, steel or made from special steel
- fine ground
- flat or with back



ART N° flat	mm	ART N° with back	mm	CC	transport box	
					ART N° flat	ART N° with back
DIN 875/0 carbon steel					flat	with back
310000	50 x 40	310100	50 x 40	on request	3199050	3199051
310001	75 x 50	310101	75 x 50	on request	3199075	3199076
310002	100 x 70	310102	100 x 70	on request	3199100	3199101
310003	150 x 100	310103	150 x 100	on request	3199150	3199151
310004	200 x 130	310104	200 x 130	on request	3199200	3199201
310005	250 x 165	310105	250 x 165	on request	3199250	3199251
310006	300 x 200	310106	300 x 200	on request	3199300	3199301
DIN 875 GG 0 carbon steel					flat	with back
310011	75 x 50	310111	75 x 50	on request	3199075	3199076
310012	100 x 70	310112	100 x 70	on request	3199100	3199101
310013	150 x 100	310113	150 x 100	on request	3199150	3199151
310014	200 x 130	310114	200 x 130	on request	3199200	3199201
310015	250 x 165	310115	250 x 165	on request	3199250	3199251
310016	300 x 200	310116	300 x 200	on request	3199300	3199301
DIN 875 GG 1 stainless steel					flat	with back
310021	75 x 50	310121	75 x 50	on request	3199075	3199076
310022	100 x 70	310122	100 x 70	on request	3199100	3199101
310023	150 x 100	310123	150 x 100	on request	3199150	3199151
310024	200 x 130	310124	200 x 130	on request	3199200	3199201
310025	250 x 165	310125	250 x 165	on request	3199250	3199251
310026	300 x 200	310126	300 x 200	on request	3199300	3199301
310026-1	400 x 265	310126-1	400 x 265	on request	3199400	3199401
310027	500 x 330	310127	500 x 330	on request	3199500	3199501
310027-1	600 x 400	310127-1	600 x 400	on request	3199600	3199761
310028	750 x 500	310128	750 x 500	on request	3199750	3199751
🚚 310029	1000 x 660	🚚 310129	1000 x 660	on request	3199990	3199991
DIN 875 GG 1 carbon steel					flat	with back
310041	75 x 50	310141	75 x 50	on request	3199075	3199076
310042	100 x 70	310142	100 x 70	on request	3199100	3199101
310043	150 x 100	310143	150 x 100	on request	3199150	3199151
310044	200 x 130	310144	200 x 130	on request	3199200	3199201
310045	250 x 165	310145	250 x 165	on request	3199250	3199251
310046	300 x 200	310146	300 x 200	on request	3199300	3199301
310046-1	400 x 265	310146-1	400 x 265	on request	3199400	3199401
310047	500 x 330	310147	500 x 330	on request	3199500	3199501
310047-1	600 x 400	310147-1	600 x 400	on request	3199600	3199761
310048	750 x 500	310148	750 x 500	on request	3199750	3199751
🚚 310049	1000 x 660	🚚 310149	1000 x 660	on request	3199990	3199991
🚚 310049-1	1500 x 1000	🚚 310149-1	1500 x 1000	on request	—	—

Precision Squares

Precision Workshop Squares

DIN 875/2

- for standard machinery
- stainless or carbon steel, at your choice
- fine ground
- flat or with back




DIN

ART NO flat	mm	ART NO with back	mm	CC
DIN 875 GG II stainless steel				
310071	75 x 50	310171	75 x 50	on request
310072	100 x 70	310172	100 x 70	on request
310073	150 x 100	310173	150 x 100	on request
310074	200 x 130	310174	200 x 130	on request
310075	250 x 165	310175	250 x 165	on request
310076	300 x 175	310176	300 x 175	on request
310076-1	400 x 200	310176-1	400 x 200	on request
310077	500 x 250	310177	500 x 250	on request
310077-1	600 x 300	310177-1	600 x 300	on request
310078	750 x 375	310178	750 x 375	on request
310079	1000 x 500	310179	1000 x 500	on request
310079-1	1500 x 750	310179-1	1500 x 750	on request
310079-2	2000 x 1000	310179-2	2000 x 1000	on request
DIN 875 GG II carbon steel				
310061	75 x 50	310161	75 x 50	on request
310062	100 x 70	310162	100 x 70	on request
310063	150 x 100	310163	150 x 100	on request
310064	200 x 130	310164	200 x 130	on request
310065	250 x 165	310165	250 x 165	on request
310066	300 x 175	310166	300 x 175	on request
310066-1	400 x 200	310166-1	400 x 200	on request
310067	500 x 250	310167	500 x 250	on request
310067-1	600 x 300	310167-1	600 x 300	on request
310068	750 x 375	310168	750 x 375	on request
310069	1000 x 500	310169	1000 x 500	on request
310069-1	1500 x 750	310169-1	1500 x 750	on request
310069-2	2000 x 1000	310169-2	2000 x 1000	on request

Workshop Square

- for locksmith, workshop use, mechanics, training, etc.
- special steel, galvanized finish
- flat or with back



ART No flat	mm
312453	100 x 70
312454	150 x 100
312455	200 x 130
312456	250 x 160
312457	300 x 180
312458	400 x 230
312459	500 x 280
312460	600 x 330
312461	750 x 375
312462	1000 x 500
312464	1500 x 750
312465	2000 x 1000

ART No with back	mm
312473	100 x 70
312474	150 x 100
312475	200 x 130
312476	250 x 160
312477	300 x 180
312478	400 x 230
312479	500 x 280
312480	600 x 330
312481	750 x 375
312482	1000 x 500
312484	1500 x 750
312485	2000 x 1000

Mechanic Square

- with heavy base and thin blade
- special carbon steel, fine ground
- workshop grade with chromed base, fine ground blade
- DIN quality with fine polished surfaces



ART No Factory accuracy	mm
312370	67 x 58
312373	118 x 73
312374	170 x 100
312375	220 x 115
312376	270 x 135
312377	320 x 150

ART No DIN 875 GG I	mm
312310	75 x 50
312313	100 x 70
312314	150 x 100
312315	200 x 130
312316	250 x 160
312317	300 x 175

ART No DIN 875 GG II	mm
312350	75 x 50
312353	100 x 70
312354	150 x 100
312355	200 x 130
312356	250 x 160
312357	300 x 175
312358	400 x 250
312359	500 x 250


Bevel Edge Squares and Knife Straight Edges

Precision Bevel Edge Squares

DIN 875/00

• for testing according to the light-gap method

- stainless steel or carbon steel, at your choice
- hardened and fine ground
- with two bevelled edges, finely ground and lapped
- flat or with back



ART No flat	mm	ART No with back	mm	CC
stainless steel				
310201	50 x 40	310221	50 x 40	on request
310202	75 x 50	310222	75 x 50	on request
310203	100 x 70	310223	100 x 70	on request
310204	150 x 100	310224	150 x 100	on request
310205	200 x 130	310225	200 x 130	on request
carbon steel				
310211	50 x 40	—	—	on request
310212	75 x 50	—	—	on request
310213	100 x 70	—	—	on request
310214	150 x 100	—	—	on request
310215	200 x 130	—	—	on request

Precision Knife Straight Edges

DIN 874/00

• for testing according to the light-gap method

- stainless steel, anti-glare matt chromed, hardened and fine ground
- carbon steel, with burnished edges, hardened and fine ground
- bevelled edges finely ground and lapped
- with insulation handle

ART No 310323



ART No 310303




ART No stainless	mm	ART No carbon steel	mm	CC
310302	75	310322	75	on request
310303	100	310323	100	on request
310304	125	310324	125	on request
310305	150	310325	150	on request
310306	200	310326	200	on request
310307	250	310327	250	on request
310308	300	310328	300	on request
310310	400	310329	400	on request
310311	500	310330	500	on request
310312	600	310331	600	on request
310313	750	310332	750	on request
310314	1000	310333	1000	on request
310315	1250	310334	1250	on request
310316	1500	310335	1500	on request

Toolmaker Square Set

DIN 875/00

contents:

- knife straight edge, stainless steel, hardened, DIN 874/00, length 100 mm
- square with inside bevelled edge, stainless, hardened, DIN 875/00, size 25 x 20 mm
- square with inside bevelled edge, stainless, hardened, DIN 875/00, size 40 x 28 mm
- square with bevelled edges, stainless, hardened, DIN 875/00, size 75 x 50 mm
- steel scriber point, size 60 x 9 x 9 mm




ARTN^o

310229

Carpenter's Squares

- stainless, spring steel
- with or without marking holes, at your choice
- art. no. 521123 – 521126 yellow, powder coated surface, with cm-graduation and marking holes



ARTN^o with marking holes	ARTN^o yellow, with marking holes	mm	steel blade mm
521111	—	500 x 260	35 x 1.5
521112	—	600 x 280	35 x 1.5
521113	521123	700 x 300	35 x 1.5
521114	521124	800 x 320	35 x 1.5
521116	521126	1000 x 380	35 x 1.5

Universal Squares

- with hardened aluminium blade (HRB 70) and elocated aluminium handle
- for general carpentry and metal work, etc.
- with black anodized aluminium blade, non glare reading
- anodised aluminium handle with profile grooves
- with 45° mitre
- graduation on front- and rear side
- laser engraved scale for clear reading

graduation at type B = mm – mm / mm – mm

graduation at type C = mm – mm / inch – inch



graduation: type B

ARTN^o Typ B	mm	ARTN^o type C	mm / inch	length of handle mm	aluminium handle mm	aluminium blade mm
504031-2	150	504051-2	150 / 6	130	40 x 12	40 x 2
504032-2	200	504052-2	200 / 8	130	40 x 12	40 x 2
504033-2	250	504053-2	250 / 10	145	40 x 12	40 x 2
504034-2	300	504054-2	300 / 12	145	40 x 12	40 x 2
504036-2	400	504056-2	400 / 16	170	40 x 12	40 x 2
504037-2	500	504057-2	500 / 20	170	40 x 12	40 x 2

Bevel Squares and Mitre Squares

Bevel Squares

- for general carpentry and metal work, etc.

- steel blade and carbon or stainless steel, cross section 29 x 1.6 mm
- anodised aluminium handle with profile grooves, cross section 30 x 11.5 mm
- with or without angle graduation on the handle, at your choice
- with galvanized fixing screw for locking the steel blade



ART N° w/o angle graduation. carbon steel blade	ART N° with angle graduation. carbon steel blade	ART N° w/o angle graduation. stainless steel blade	ART N° with angle graduation. stainless steel blade	mm
504802	504852	504812	504862	200
504803	504853	504813	504863	250
504804	504854	504814	504864	300

Bevel Squares

- rugged construction
- for metalworker, fitters, locksmith, etc.

- special steel, galvanized finish
- with galvanized fixing screw for locking the steel blade



ART N°	mm	blade mm	handle mm
312571	100	20 x 2.5	20 x 8
312572	150	20 x 2.5	20 x 8
312573	200	20 x 2.5	20 x 8
312574	250	20 x 2	20 x 8
312575	300	20 x 2	20 x 8
312576	400	20 x 2	20 x 8
312577	500	20 x 2	20 x 8

Mitre Squares

- with hardened aluminium blade (HRB 70) and anodised aluminium handle
- for standard joiners' and carpenters' purpose

- blade made of black anodized aluminium
- anodised aluminium handle with profile grooves
- with 45° and 135° angular





ART N°	mm	aluminium handle mm	aluminium blade mm
504903-2	250	40 x 12	40 x 2
504904-2	300	40 x 12	40 x 2

Acute Angle Squares 35°

DIN 875 GG II

- stainless steel, with back
- for standard machinery purpose
- edges and sides fine ground




ART N°	 mm	CC
314080	100 x 70	on request
314081	120 x 80	on request
314082	150 x 100	on request
314083	200 x 130	on request

Acute Angle Squares 135°

DIN 875 GG II

- carbon steel, with back
- for standard machinery purpose
- edges and sides fine ground




ART N°	 mm	CC
313080	100 x 70	on request
313081	120 x 80	on request
313082	150 x 100	on request
313083	200 x 130	on request

Acute Angle Squares 45°

DIN 875 GG II

- stainless steel, flat or with back
- for standard machinery purpose
- edges and sides fine ground




ART N° flat 45°	ART N° with back 45°	 mm	CC
314001	314021	100 x 70	on request
314002	314022	120 x 80	on request
314003	314023	150 x 100	on request
314004	314024	200 x 130	on request

Angle Squares and Flange Squares



Acute Angle Squares 45°

DIN 875/2

- carbon steel, flat or with back
- for standard machinery purpose
- edges and sides fine ground

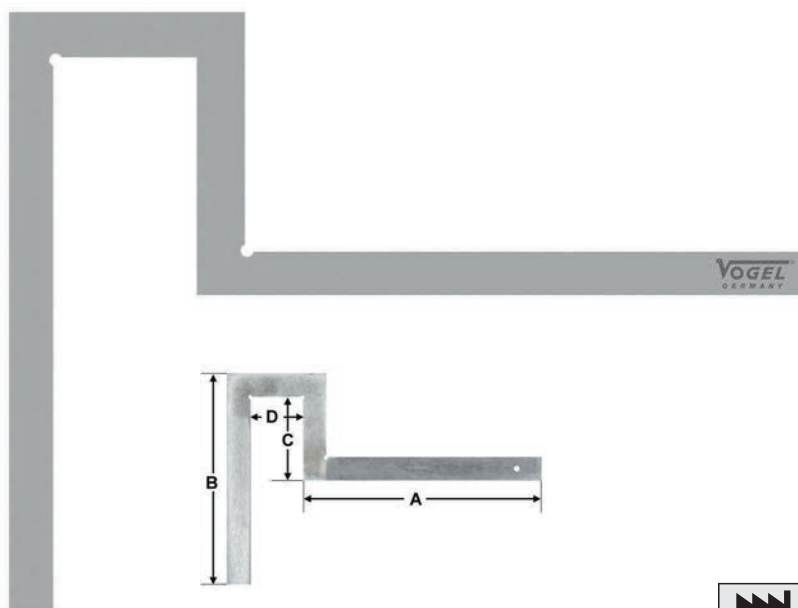
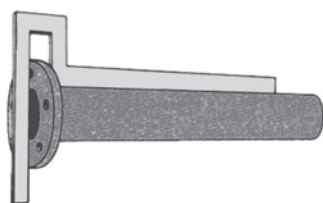


DIN



ART N° flat 45°	ART N° with back 45°	 mm	
313001	313021	100 x 70	on request
313002	313022	120 x 80	on request
313003	313023	150 x 100	on request
313004	313024	200 x 130	on request

Flange Squares

- for fitters and pipeline constructions
- to adjust the flange
- steel, galvanized finish



 NORM

ART N°	 mm A x B x C x D	 steel blade mm
312511	300 x 300 x 105 x 65	30 x 5
312512	400 x 400 x 115 x 65	30 x 5
312513	500 x 500 x 125 x 70	30 x 5
312514	600 x 500 x 125 x 70	30 x 5
312515	800 x 500 x 125 x 95	30 x 5
312516	1000 x 500 x 125 x 95	30 x 5

Combination Square and Center Squares

Combination Square Set

- with protractor and center head
- for carpenters, wood workers and mechanics, etc.
- stainless steel blade, etched graduation in mm/inch, double-sided
- square head, protractor and center head made from alloy casting, powder coated
- smoothly processed surfaces
- with steel scriber and vial



ART N°	mm / inch	graduation	square	blade
508090	300 / 12	mm - mm / inch - inch	110 x 90 x 17.5	25.4 x 1.8

Center Squares

- for marking centers on round discs and shafts
- made of Dur-Aluminium, surface hardened HRC63
- scratch-resistant, black anodized surface
- laser engraved, clear reading scale, with mm graduation



ART N°	mm	for shaft-ø mm	ART N°	mm	for shaft-ø mm
312541	100 x 70	90	312545	300 x 180	280
312542	150 x 130	190	312546	400 x 250	380
312543	200 x 150	220	312547	500 x 330	530
312544	250 x 160	230			

Center Squares

DIN 875/1

- for marking centers on round discs and shafts
- special steel, chromed finish
- scale in matt chrome finish, with mm graduation



ART N°	mm	for shaft-ø mm	ART N°	mm	for shaft-ø mm
312531	100 x 70	90	312535	300 x 180	280
312532	150 x 130	190	312536	400 x 250	380
312533	200 x 150	220	312537	500 x 330	530
312534	250 x 160	230			



Test Equipment

Feeler Gauges	191 – 204
Feeler Gauge Sets	191 – 193
Feeler Gauge Foils	194 – 195
Other Measuring Devices.....	196 – 201
Welding Gauges.....	201 – 204
Plug Gauges and Ring Gauges	204 – 207
Limit Plug Gauges	204 – 205
Setting Ring Gauges	206
Thread Plug Gauges	205 – 207
Thread Ring Gauges	205 – 207
Precision Pins and Gauge Blocks	208 – 215
Measuring Pins.....	208
Parallel Gauge Blocks	210 – 211
Parallel Gauge Block Sets.....	212 – 214
Accessories for Gauge Blocks.....	215
Control Plates	215 – 223
Granite Plates and Accessories.....	215 – 219
Steel Plates and Accessories.....	220 – 221
Precision Spirit Levels	222 – 223

Image Directory • Test Equipment

Page 191	Page 191	Page 192	Page 192	Page 193
Page 193	Page 193	Page 194	Page 194	Page 194
Page 194	Page 194	Page 195	Page 195	Page 196
Page 196	Page 196	Page 196	Page 197	Page 197
Page 197	Page 197	Page 197	Page 197	Page 198
Page 198	Page 198	Page 198	Page 198	Page 198
Page 199	Page 199	Page 199	Page 199	Page 200

Image Directory • Test Equipment

				
Page 200	Page 200	Page 200	Page 200	Page 200
				
Page 201	Page 201	Page 201	Page 202	Page 202
				
Page 202	Page 203	Page 203	Page 204	Page 204
				
Page 205	Page 205	Page 206	Page 207	Page 207
				
Page 207	Page 208	Page 208	Page 210	Page 210
				
Page 212	Page 212	Page 213	Page 213	Page 214
				
Page 214	Page 214	Page 214	Page 215	Page 215



Image Directory • Test Equipment


				
Page 216	Page 217	Page 217	Page 217	Page 218
				
Page 218	Page 218	Page 219	Page 219	Page 220
				
Page 220	Page 220	Page 221	Page 221	Page 221
				
Page 222	Page 222	Page 222	Page 223	Page 223

Precision Feeler Gauge Sets

tolerance acc. to T3 (DIN 2275)

- high tolerance accuracy for precise measurements
- hardened spring steel, conical shaped blades, 100 mm length
- nickel plated case, riveted
- sizes in mm on each blade



ART NO	quantity of blades	 mm	compilation	CC
400101-2	8	0.05 – 0.50	0.05 / 0.10 / 0.15 / 0.20 / 0.25 / 0.30 / 0.40 / 0.50 mm	on request
400105-2	13	0.05 – 1.00	0.05 / 0.10 / 0.15 / 0.20 / 0.25 / 0.30 / 0.40 / 0.50 / 0.60 / 0.70 / 0.80 / 0.90 / 1.00 mm	on request
400107-2	20	0.05 – 1.00	0.05 / 0.10 / 0.15 / 0.20 / 0.25 / 0.30 / 0.35 / 0.40 / 0.45 / 0.50 / 0.55 / 0.60 / 0.65 / 0.70 / 0.75 / 0.80 / 0.85 / 0.90 / 0.95 / 1.00 mm	on request

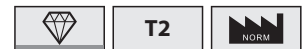
Feeler Gauge Sets


tolerance acc. to T2

- for standard purposes, like thickness measuring between narrow slots and for automotive- and engine industry
- hardened spring steel, conical shaped blades, 100 mm length
- nickel plated case with lock nut, sizes in mm and inch on each blade
- thickness tolerance in relation to the metric sizes



Other sets are available on request!



ART NO	quantity of blades	 mm / inch	compilation	CC
411000	8	0.03 – 0.10 .0012 – .004	0.03 / 0.04 / 0.05 / 0.06 / 0.07 / 0.08 / 0.09 / 0.10 mm .0012 / .0016 / .002 / .0024 / .0028 / .003 / .0035 / .004 inch	on request
411001	8	0.05 – 0.50 .002 – .02	0.05 / 0.10 / 0.15 / 0.20 / 0.25 / 0.30 / 0.40 / 0.50 mm .002 / .004 / .006 / .008 / .010 / .012 / .016 / .020 inch	on request
411003	10	0.05 – 0.80 .002 – .032	0.05 / 0.10 / 0.15 / 0.20 / 0.30 / 0.40 / 0.50 / 0.60 / 0.70 / 0.80 mm .002 / .004 / .006 / .008 / .012 / .016 / .020 / .024 / .028 / .032 inch	on request
411004	10	0.03 – 0.50 .0012 – .02	0.03 / 0.04 / 0.05 / 0.10 / 0.15 / 0.20 / 0.25 / 0.30 / 0.40 / 0.50 mm .0012 / .0016 / .002 / .004 / .006 / .008 / .010 / .012 / .016 / .02 inch	on request
412002	10	0.038 – 0.630 .0015 – .025	0.038 / 0.05 / 0.08 / 0.10 / 0.15 / 0.20 / 0.25 / 0.30 / 0.38 / 0.63 mm .0015 / .002 / .003 / .004 / .006 / .008 / .010 / .012 / .015 / .025 inch	on request
411005	13	0.05 – 1.00 .002 – .04	0.05 / 0.10 / 0.15 / 0.20 / 0.25 / 0.30 / 0.40 / 0.50 / 0.60 / 0.70 / 0.80 / 0.90 / 1.00 mm .002 / .004 / .006 / .008 / .010 / .012 / .016 / .020 / .024 / .028 / .032 / .036 / .040 inch	on request
412005	13	0.05 – 0.88 .002 – .035	0.05 / 0.08 / 0.10 / 0.12 / 0.15 / 0.20 / 0.25 / 0.30 / 0.38 / 0.50 / 0.63 / 0.75 / 0.88 mm .002 / .003 / .004 / .005 / .006 / .008 / .010 / .012 / .015 / .020 / .025 / .030 / .035 inch	on request
411007	20	0.05 – 1.00 .002 – .040	0.05 / 0.10 / 0.15 / 0.20 / 0.25 / 0.30 / 0.35 / 0.40 / 0.45 / 0.50 / 0.55 / 0.60 / 0.65 / 0.70 / 0.75 / 0.80 / 0.85 / 0.90 / 0.95 / 1.00 mm .002 / .004 / .006 / .008 / .010 / .012 / .014 / .016 / .018 / .020 / .022 / .024 / .026 / .028 / .030 / .032 / .034 / .036 / .038 / .040 inch	on request
411008	21	0.10 – 0.50	0.10 / 0.12 / 0.14 / 0.16 / 0.18 / 0.20 / 0.22 / 0.24 / 0.26 / 0.28 / 0.30 / 0.32 / 0.34 / 0.36 / 0.38 / 0.40 / 0.42 / 0.44 / 0.46 / 0.48 / 0.50 mm	on request
411009	21	0.05 – 2.00	0.05 / 0.10 / 0.20 / 0.30 / 0.40 / 0.50 / 0.60 / 0.70 / 0.80 / 0.90 / 1.00 / 1.10 / 1.20 / 1.30 / 1.40 / 1.50 / 1.60 / 1.70 / 1.80 / 1.90 / 2.00 mm	on request
411010	26	0.03 – 1.00	0.03 / 0.04 / 0.05 / 0.06 / 0.07 / 0.08 / 0.09 / 0.10 / 0.15 / 0.20 / 0.25 / 0.30 / 0.35 / 0.40 / 0.45 / 0.50 / 0.55 / 0.60 / 0.65 / 0.70 / 0.75 / 0.80 / 0.85 / 0.90 / 0.95 / 1.00 mm	on request
411011	32	0.03 – 1.00 .0012 – .040	0.03 / 0.04 / 0.05 / 0.06 / 0.07 / 0.08 / 0.09 / 0.10 / 0.13 / 0.15 / 0.18 / 0.20 / 0.23 / 0.25 / 0.28 / 0.30 / 0.33 / 0.35 / 0.38 / 0.40 / 0.45 / 0.50 / 0.55 / 0.60 / 0.63 / 0.65 / 0.70 / 0.75 / 0.80 / 0.85 / 0.90 / 0.95 / 1.00 mm .001 / .0015 / .002 / .0025 / .0028 / .003 / .0035 / .004 / .005 / .006 / .007 / .008 / .009 / .010 / .011 / .012 / .013 / .014 / .015 / .016 / .018 / .020 / .022 / .024 / .025 / .026 / .028 / .030 / .032 / .034 / .035 / .040 inch	on request
411012	14	0.03 – 1.00	0.03 / 0.05 / 0.10 / 0.15 / 0.20 / 0.25 / 0.30 / 0.40 / 0.50 / 0.60 / 0.70 / 0.80 / 0.90 / 1.00 mm	on request

Feeler Gauge Sets

Feeler Gauge Sets, stainless steel

tolerance acc. to T2

- stainless steel made


- blades made from stainless steel, hard rolled out
- conical shaped blades, 100 mm length
- nickel plated case with lock nut
- sizes in mm and inch on each blade
- thickness tolerance in relation to the metric sizes



INOX

T2





ART N°	quantity of blades	 mm / inch	compilation	CC
413105	13	0.05 – 1 .002 – .04	0.05 / 0.1 / 0.15 / 0.2 / 0.25 / 0.3 / 0.4 / 0.5 / 0.6 / 0.7 / 0.8 / 0.9 / 1 mm .002 / .004 / .006 / .008 / .01 / .012 / .016 / .02 / .024 / .028 / .032 / .036 / .04 inch	on request
413107	20	0.05 – 1 .002 – .04	0.05 / 0.1 / 0.15 / 0.2 / 0.25 / 0.3 / 0.35 / 0.4 / 0.45 / 0.5 / 0.55 / 0.6 / 0.65 / 0.7 / 0.75 / 0.8 / 0.85 / 0.9 / 0.95 / 1 mm .002 / .004 / .006 / .008 / .01 / .012 / .014 / .016 / .018 / .02 / .022 / .024 / .026 / .028 / .03 / .032 / .034 / .036 / .038 / .04 inch	on request

Feeler Gauge Sets, made from brass

- anti-magnetic gauge, for electrical services

- blades made from brass
- conical shaped blades, 100 mm length
- brass case with lock nut
- sizes in mm on each blade



ART N°	quantity of blades	cover blade	 mm	compilation	CC
414105	13	brass	0.05 – 1	0.05 / 0.1 / 0.15 / 0.2 / 0.25 / 0.3 / 0.4 / 0.5 / 0.6 / 0.7 / 0.8 / 0.9 / 1 mm	on request
414107	20	brass	0.05 – 1	0.05 / 0.1 / 0.15 / 0.2 / 0.25 / 0.3 / 0.35 / 0.4 / 0.45 / 0.5 / 0.55 / 0.6 / 0.65 / 0.7 / 0.75 / 0.8 / 0.85 / 0.9 / 0.95 / 1 mm	on request

PERMISSIBLE TOLERANCES FOR SPRING BAND STEEL, HARDENED

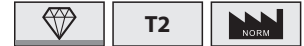
nominal thickness mm	T2 (A2) +/- mm	T3 (A3) +/- mm	nominal thickness mm	T2 (A2) +/- mm	T3 (A3) +/- mm	nominal thickness mm	T2 (A2) +/- mm	T3 (A3) +/- mm
0.03 / 0.04 / 0.05 / 0.06	0.004	0.003	0.3	0.009	0.007	1.1	0.024	0.017
0.07 / 0.08 / 0.09 / 0.1	0.005	0.004	0.35	0.011	0.007	1.2	0.024	0.018
0.11 / 0.12 / 0.13	0.005	—	0.4 / 0.45	0.012	0.008	1.3	0.028	0.019
0.14 / 0.15	0.006	0.005	0.5 / 0.55	0.014	0.009	1.4	0.028	0.021
0.16 / 0.18	0.007	—	0.6 / 0.65	0.014	0.009	1.5	0.028	0.022
0.2	0.008	0.006	0.7 / 0.75	0.017	0.012	1.6	0.033	0.023
0.22 / 0.24	0.008	—	0.8 / 0.85	0.019	0.013	1.7	0.033	0.024
0.25	0.009	0.006	0.9 / 0.95	0.022	0.014	1.8	0.033	0.026
0.28	0.009	—	1	0.024	0.016	1.9	0.035	0.027
						2	0.035	0.028

Valve Regulation Gauge Sets

tolerance acc.to T2

- for adjusting of valves

- blades made from hardened spring steel
- cylindrical shaped blades, 75 mm length, 9 mm width
- fixed by a brass rivet
- sizes in mm and inch on each blade
- delivery bulk packed or in foil
- thickness tolerance in relation to the metric sizes



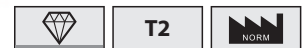
ART ^{NO} singly packed	quantity of blades	mm / inch	compilation
415106	6	0.10 – 0.40 .004 – .016	0.10 / 0.15 / 0.20 / 0.25 / 0.30 / 0.40 mm .004 / .006 / .008 / .010 / .012 / .016 inch
415107	7	0.10 – 0.50 .004 – .02	0.10 / 0.15 / 0.20 / 0.25 / 0.30 / 0.40 / 0.50 mm .004 / .006 / .008 / .010 / .012 / .016 / .020 inch

Piston Feeler Gauge Sets

tolerance acc.to T2

- on a metal ring
- for adjusting of valves at narrow spaces and difficult to reach positions, etc.

- blades made from hardened spring steel
- cylindrical shaped blades, 13 mm width
- thickness tolerance in relation to the metric sizes



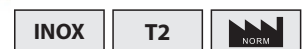

ART ^{NO} 8 blades 0.05 – 0.50 mm .002 – .02 inch	ART ^{NO} 13 blades 0.05 – 1.00 mm .002 – .04 inch	ART ^{NO} 20 blades 0.05 – 1.00 mm .002 – .04 inch	ART ^{NO} 20 blades 0.10 – 2.00 mm .004 – .08 inch	length of blades mm
436151	436155	436157	436158	150
436201	436205	436207	436208	200
436301	436305	436307	436308	300
436501	436505	436507	436508	500
436991	436995	436997	436998	1000

Piston Feeler Gauge Sets, stainless steel

tolerance acc.to T2

- on a metal ring
- for adjusting of valves at narrow spaces and to reach difficult positions, etc.

- blades made from stainless steel, hard rolled out
- cylindrical shaped blades, 13 mm width
- thickness tolerance in relation to the metric sizes



ART ^{NO} 8 blades 0.05 – 0.50 mm .002 – .020 inch	ART ^{NO} 13 blades 0.05 – 1.00 mm .002 – .040 inch	ART ^{NO} 20 blades 0.05 – 1.00 mm .002 – .040 inch	length of blades mm
437151	437155	437157	150
437201	437205	437207	200
437301	437305	437307	300

Feeler Gauge Foils

Feeler Gauge Spare Blades

- When ordering, please specify blade thickness!



ART ^{NO} spring steel	steel thickness up to max. mm / inch	ART ^{NO} brass	brass thickness up to max. mm / inch	conical shape	cylindrical shape	length of blade mm
421110	2 / .08	424110	1 / .04	✓	—	100
431150	2 / .08	—	—	—	✓	150
431200	2 / .08	—	—	—	✓	200
431300	2 / .08	—	—	—	✓	300
431500	2 / .08	—	—	—	✓	500

Thickness Gauge Foils

tolerance acc.to T2

Other sizes available on request

- 5 meter, rolled
- for automotive and engine industry and as levelling foil

- hardened spring steel or stainless steel, hard rolled out
- sizes in mm and inch on each blade
- rolled in a rugged plastic box
- rolled in a string of 1 m length
- from thickness 1.10 mm – 2.00 mm → only available in string of 1 m length
- from 0.65 mm rolled, without box



ART ^{NO} spring steel	ART ^{NO} stainless steel	mm / inch	length m	ART ^{NO} spring steel	ART ^{NO} stainless steel	mm / inch	length m
455001	456001	0.01 / .0004	5	455055	—	0.55 / .022	5
455002	456002	0.02 / .0008	5	455060	—	0.6 / .024	5
455003	456003	0.03 / .0012	5	455065	—	0.65 / .026	5
455004	—	0.04 / .0016	5	455070	—	0.7 / .028	5
455005	456005	0.05 / .002	5	455075	—	0.75 / .03	5
455006	—	0.06 / .0024	5	455080	—	0.8 / .032	5
455007	—	0.07 / .0028	5	455085	—	0.85 / .034	5
455008	—	0.08 / .003	5	455090	—	0.9 / .036	5
455009	—	0.09 / .0035	5	455095	—	0.95 / .038	5
455010	456010	0.1 / .004	5	455100	456100	1 / .04	5
455012	—	0.12 / .005	5	457110	—	1.1	1
455015	456015	0.15 / .006	5	457120	—	1.2	1
455018	—	0.18 / .007	5	457130	—	1.3	1
455020	456020	0.2 / .008	5	457140	—	1.4	1
455025	456025	0.25 / .01	5	457150	—	1.5	1
455030	456030	0.3 / .012	5	457160	—	1.6	1
455035	—	0.35 / .014	5	457170	—	1.7	1
455040	456040	0.4 / .016	5	457180	—	1.8	1
455045	—	0.45 / .018	5	457190	—	1.9	1
455050	456050	0.5 / .02	5	457200	—	2	1

Holder for Feeler Gauge Blades



ART ^{NO}	size
458010	125 x 17 mm

RECORD • Thickness Gauge Foils

DIN EN 10140:2006

- for adjusting, levelling etc.
- rolled in a rugged plastic box
- different material in different widths and different lengths available

brass: CuZn37 (MS63)
stainless steel: 1.4301
strength: 1300 – 1500 N/mm²



DIN

ART NO steel length x width 2500 x 150 mm	ART NO brass length x width 2500 x 150 mm	ART NO stainless steel length x width 2500 x 25 mm	ART NO stainless steel length x width 2500 x 50 mm	ART NO stainless steel length x width 2500 x 150 mm	mm
—	462010	463010	464010	465010	0.01
—	462020	463020	464020	465020	0.02
452025	462025	463025	464025	465025	0.025
—	462030	463030	464030	465030	0.03
—	462040	463040	464040	465040	0.04
452050	462050	463050	464050	465050	0.05
—	462060	463060	464060	465060	0.06
—	462070	463070	464070	465070	0.07
452075	462075	463075	464075	465075	0.075
—	462080	463080	464080	465080	0.08
—	462090	463090	464090	465090	0.09
452100	462100	463100	464100	465100	0.1
—	—	463120	464120	465120	0.12
452150	462150	463150	464150	465150	0.15
—	—	463180	464180	465180	0.18
452200	462200	463200	464200	465200	0.2
—	—	463220	464220	465220	0.22
452250	462250	463250	464250	465250	0.25
452300	462300	463300	464300	465300	0.3
—	—	463350	464350	465350	0.35
452400	462400	463400	464400	465400	0.4
—	—	463450	464450	465450	0.45
452500	462500	463500	464500	465500	0.5
—	—	—	—	465600	0.60 (rolled)
—	—	—	—	465700	0.70 (rolled)
—	—	—	—	465800	0.80 (rolled)
—	—	—	—	465999	1.00 (rolled)

RECORD • Thickness Gauge Foils

DIN EN 10140:2006

- for adjusting, levelling etc.
- stripes in a case with 10 or 5 blades
- different material in different widths and different lengths available



DIN

ART NO stainless steel length x width 300 x 50 mm / 10 blades	ART NO stainless steel length x width 500 x 150 mm / 5 blades	mm	ART NO stainless steel length x width 300 x 50 mm / 10 blades	ART NO stainless steel length x width 500 x 150 mm / 5 blades	mm
466010	467010	0.01	466100	467100	0.1
466015	—	0.015	466120	467120	0.12
466020	467020	0.02	466150	467150	0.15
466025	467025	0.025	466180	467180	0.18
466030	467030	0.03	466200	467200	0.2
466040	467040	0.04	466220	467220	0.22
466050	467050	0.05	466250	467250	0.25
466060	467060	0.06	466300	467300	0.3
466070	467070	0.07	466350	467350	0.35
466075	467075	0.075	466400	467400	0.4
466080	467080	0.08	466450	467450	0.45
466090	467090	0.09	466500	467500	0.5

Other Measuring Devices

Screw Pitch Gauges



- for internal and external measurements of threads
- fine cutted threads



ART N°	quantity of blades	mm / inch	thread type	graduation
471009	24	0.25 – 6 mm	metr. 60°	6 / 5.5 / 5 / 4.5 / 4 / 3.5 / 3 / 2.5 / 2 / 1.75 / 1.5 / 1.25 1 / 0.9 / 0.8 / 0.75 / 0.7 / 0.6 / 0.5 / 0.45 / 0.4 / 0.35 / 0.3 / 0.25
471010	20	0.4 – 7 mm	metr. 60° SI	7 / 6.5 / 6 / 5.5 / 5 / 4.5 / 4 / 3.5 / 3 / 2.5 2 / 1.75 / 1.5 / 1.25 / 1 / 0.8 / 0.75 / 0.7 / 0.5 / 0.4
471011	20	4 – 30 Gang / t.p.i.	whitw. 55°	4 / 4.5 / 5 / 6 / 7 / 8 / 9 / 10 / 11 / 12 13 / 14 / 16 / 18 / 19 / 22 / 24 / 26 / 28 / 30
471012	28	4 – 62 Gang / t.p.i.	whitw. 55°	4 / 4.5 / 5 / 6 / 7 / 8 / 9 / 10 / 11 / 12 / 13 / 14 / 16 / 18 19 / 20 / 22 / 24 / 25 / 26 / 28 / 30 / 32 / 36 / 40 / 48 / 60 / 62
471013	48	4 – 62 mm / 0.4 – 7	whitw. / metr. SI	combined Art. no.: 471012 + 471010
471014	52	4 – 62 / 0.25 – 6	whitw. / metr.	combined Art. no.: 471012 + 471009
471015	6	8 – 28 Gang / t.p.i.	whitw. 55°	Tube 8 / 10 / 11 / 14 / 19 / 28
471016	58	4 – 62 / 0.25 – 6 / 8 – 28	whitw. / metr.	combined Art. no.: 471014 + 471015
471017	14	10 – 40 Gang / t.p.i.	US 60° SAE	10 / 11 / 12 / 13 / 14 / 16 / 18 20 / 24 / 27 / 28 / 32 / 36 / 40
471018	30	6 – 60 Gang / t.p.i.	US 60° SAE	6 / 7 / 8 / 9 / 10 / 11 / 11.5 / 13 / 14 / 15 / 16 / 18 / 20 / 22 / 24 26 / 28 / 30 / 32 / 34 / 36 / 38 / 40 / 42 / 44 / 46 / 48 / 50 / 56 / 60
471019	30	4 – 42 Gang / t.p.i.	US 60° SAE	4 / 4.5 / 5 / 5.5 / 6 / 7 / 8 / 9 / 10 / 11 / 11.5 / 12 / 13 / 14 / 15 16 / 18 / 20 / 22 / 24 / 26 / 27 / 28 / 30 / 32 / 34 / 36 / 38 / 40 / 42
471020	52	4 – 84 Gang / t.p.i.	US 60° SAE	4 / 4.5 / 5 / 5.5 / 6 / 7 / 8 / 9 / 10 / 11 / 11.5 / 12 / 13 / 14 / 15 / 16 / 18 / 20 / 22 / 24 / 25 / 26 / 27 / 28 / 30 / 32 34 / 36 / 38 / 40 / 42 / 44 / 46 / 48 / 50 / 52 / 54 / 56 / 58 / 60 / 62 / 64 / 66 / 68 / 70 / 72 / 74 / 76 / 78 / 80 / 82 / 84
471021	22	4 – 64 Gang / t.p.i.	US 60° UNC	4 / 4.5 / 5 / 6 / 7 / 8 / 9 / 10 / 11 / 12 / 13 14 / 16 / 18 / 20 / 22 / 24 / 32 / 40 / 48 / 56 / 64
471022	16	12 – 80 Gang / t.p.i.	US 60° UNF	12 / 14 / 16 / 18 / 20 / 24 / 28 / 32 36 / 40 / 44 / 48 / 56 / 64 / 72 / 80

Radius Gauges

- for testing of raised and recessed curves
- concave and convex shaped blades
- fine cutted forms



ART N° carbon steel	ART N° stainless steel	quantity of blades	mm	composition mm
472105	472115	34	1 – 7	1 / 1.25 / 1.5 / 1.75 / 2 / 2.25 / 2.5 / 2.75 / 3 / 3.5 / 4 / 4.5 / 5 / 5.5 / 6 / 6.5 / 7
472106	472116	32	7.5 – 15	7.5 / 8 / 8.5 / 9 / 9.5 / 10 / 10.5 / 11 / 11.5 / 12 / 12.5 / 13 / 13.5 / 14 / 14.5 / 15
472107	472117	30	15.5 – 25	15.5 / 16 / 16.5 / 17 / 17.5 / 18 / 18.5 / 19 / 19.5 / 20 / 21 / 22 / 23 / 24 / 25

Radius Gauge Set

- matt chrome finish
- for testing of raised and recessed curves


- concave and convex shaped blades
- each blade with 5 measuring points



ART N°	quantity of blades	mm	composition mm
472109	26	0.5 – 13	0.5 / 1 / 1.5 / 2 / 2.5 / 3 / 3.5 / 4 / 4.5 / 5 / 5.5 / 6 / 6.5 / 7 / 7.5 / 8 / 8.5 / 9 / 9.5 / 10 / 10.5 / 11 / 11.5 / 12 / 12.5 / 13

Angle Gauge


- angles 1° – 45°
- fine machined edges



ART N°	quantity of blades		compilation
472000	20	1 – 45	1 / 2 / 3 / 4 / 5 / 6 / 7 / 8 / 9 / 10 / 12 / 14 / 16 / 18 / 20 / 25 / 30 / 35 / 40 / 45

Angle Gauge Set

- stainless steel
- angles 5° – 90°
- each blade with several angles



ART N°	quantity of blades		compilation
472020	18	5 – 90	5 / 10 / 15 / 20 / 25 / 30 / 35 / 40 / 45 / 50 / 55 / 60 / 65 / 70 / 75 / 80 / 85 / 90

Angle Thread Cutting Gauge

- suitable for craftsmen and industry
- angles 55° whitworth or 60° metric



ART N°		whitworth	ART N°		mm
472001		55°	472002		60°

Combined Angle Thread Cutting Gauge


- suitable for craftsmen and industry
- fine machined edges



ART N°	angles threads	flat threads threads/inch (t.p.i.)
472003	45 / 53.8 / 55 / 60 / 70	2 / 2.5 / 3 / 3.5 / 4 / 4.50 / 5 / 6 / 7 / 8

Trapez Thread Cutting Gauge

- suitable for craftsmen and industry
- fine machined edges



ART N°	trapez thread	trapez pitch mm
472004	30	2 / 3 / 4 / 5 / 6 / 7 / 8 / 9 / 10 / 12

Other Measuring Devices

Combined Turning and Thread Cutting Gauge

- suitable for craftsmen and industry
- with trapez- and flat threads



ART N°	trapez threads mm	flat threads threads/inch (t.p.i.)	angles
472005	2 / 3 / 4 / 5 / 6 / 7 / 8 / 9 / 10 / 12	2 / 2.5 / 3 / 3.5 / 4 / 4.5 / 5 / 6 / 7 / 8	55 + 60

Combined Turning and Thread Cutting Gauge


- suitable for craftsmen and industry
- with trapez- and saw cutting angles



ART N°	trapez threads mm	saw cutting angles	angles
472006	2 / 3 / 4 / 5 / 6 / 7 / 8 / 9 / 10 / 12	40 / 45 / 50 / 55 / 60 / 65 / 70 / 75 / 80	55 + 60

Combined Turning and Thread Cutting Gauge

- suitable for craftsmen and industry
- with trapez- and saw cutting angles, with adjusting angle pointer



ART N°	trapez threads mm	saw cutting angles	adjusting angle	angles
472007	2 / 3 / 4 / 5 / 6 / 7 / 8 / 9 / 10 / 12	40 / 45 / 50 / 55 / 60 / 65 / 70 / 75 / 80	0 – 30	55 + 60

ACME Thread Cutting Gauge


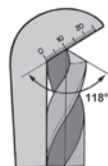
- suitable for craftsmen and industry
- SAE 60° / Ww-BSF 55.0° / 14.5° ACME / 47.5° BA



ART N°	SAE	whitworth BSF	ACME	B.A.
472008	60	55	14.5	47.5

Twist Drill Grinding Gauges


- suitable for craftsmen and industry
- with 118° angle cut (art. no.: 472011)
- with 55° / 60° / 90° / 120° angle cut (art. no.: 472012)



ART N°	angle cut	up to drill-ø mm
472011	118°	50
472012	55 / 60 / 90° / 120°	60

Universal Twist Drill Drinding Gauge

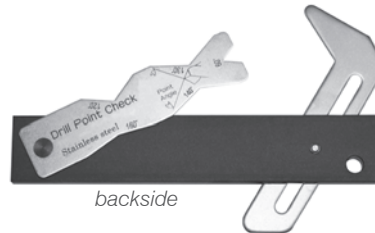
- suitable for craftsmen and industry
- with adjustable angle pointer



ART N°	angle cut °	up to drill-ø mm
472013	30 – 160	60

Universal Twist Drill Grinding Gauge


- suitable for craftsmen and industry
- special steel, hardened, ground and burnished
- with angle finder at the rear side



ART N°	mm	angle settings °	up to drill-ø mm
472018	0 – 70	60° / 118° / 120° / 130° / 140° / 160°	100

Jet Gauges

- suitable for craftsmen and industry
- with hardened steel pins, in plastic holders mounted



ART N°	quantity of pins	mm	composition mm
472201	20	0.45 – 1.5	0.45 / 0.5 / 0.55 / 0.6 / 0.65 / 0.7 / 0.75 / 0.8 / 0.85 / 0.9 / 0.95 / 1 1.05 / 1.1 / 1.15 / 1.2 / 1.25 / 1.3 / 1.4 / 1.5
472202	16	1.5 – 3	1.5 / 1.6 / 1.7 / 1.8 / 1.9 / 2 / 2.1 / 2.2 / 2.3 / 2.4 / 2.5 / 2.6 2.7 / 2.8 / 2.9 / 3

Precision Jet Gauges

- Product for highest demands
- measuring pin hardened, fine ground
- nickel plated housing



ART N°	mm	mm	taper mm	mm
472219	0 – 3	0.1	1 : 10	Ø 6.5 x 118
472220	0 – 5	0.1	1 : 10	Ø 9 x 176

Other Measuring Devices

Taper Gauges

- flat version
- art.-no. 472370 – 472372: made of special steel, hardened
- art.-no. 472373: made of technical ABS plastic
- useful gauge, especially for the inspection of gap size, generators, motors, turbines, engines, etc.

- laser engraved graduation
- with knurled handle



ART N°	cm	mm	mm	version
472370	0 – 7	0.1	124 x 8 x 8	steel
472372	0 – 11	0.1	153 x 8 x 12	steel
472373	5 – 11	0.1	155 x 8 x 12	ABS plastic

Hole Gauge

- flat version
- rear side with rounded edges

- special steel, hardened and fine ground
- laser engraved graduation

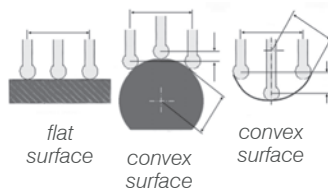


ART N°	cm	mm	mm
472320	1 – 15	0.1	178 x 12 x 2

Electr. Digital Arc Test Set

- ideal device for tooling

- USB data output
- aluminium housing with sturdy plastic cover
- large LCD display with clear reading, digit height 10 mm
- stem and spindle stainless, hardened and lapped
- exchangeable probe tips, M2.5
- different sized probes for arc measurements
- measured value display in percent and radius display
- autom. power off, zero setting at any position
- Hold function, reading mm/inch, switchable
- incl. 1x 3 V battery (type CR2032, art. no.: 90112), with operation manual

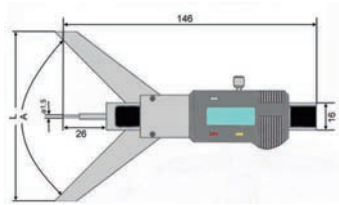
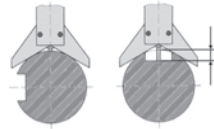


ART N°	linearly mm / inch	radius mm	mm / inch	mm	linearly mm	radius mm
472120	12.7 / 0.5	5 – 700	0.01 / 0.0005	0.01	< 0.02	< 0.02

Other Measuring Devices and Welding Gauges

Electr. Digital Keyway Calipers


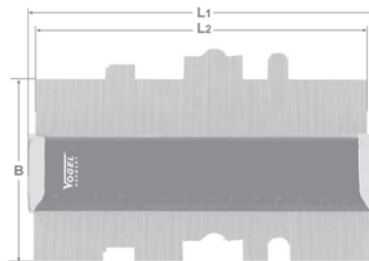
- for measurements of groove depth, etc.
- mechanical parts in stainless steel, hardened
- LCD display with clear reading, digit height 8 mm
- zero setting at any position
- reading switchable in mm/inch
- incl. 1x 1.5 V battery (type LR44, art.-no.: 2020192/B),
- with operation manual



ART NO	mm / inch	mm / inch	mm	A	L mm	for shaft-ø mm
473315	50 / 2	0.01 / 0.0005	0.03	90	100	5 – 140
473316	50 / 2	0.01 / 0.0005	0.03	120	100	5 – 200

Profile Gauges

- especially use for taking-off and transferring all existing shapes
- with pins made of carbon steel



ART NO	mm	B mm	L2 mm	L1 mm	thickness mm
474501	150 x 40	80	148	154	20
474502	300 x 75	150	293	305	33

Welding Gauge

- fan shape
- for measuring right angled welds
- stainless steel




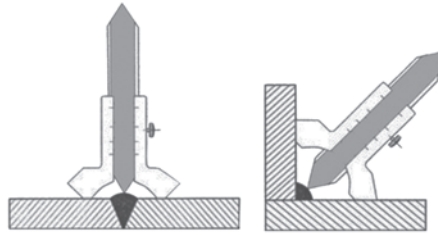
ART NO	quantity of blades	mm	compilation mm
474401	12	3 – 12	3 / 3.5 / 4 / 4.5 / 5 / 5.5 / 6 / 6.5 / 7 / 8 / 10 / 12





Welding Gauges

Precision Welding Gauge

- with vernier reading
- for measurements of flat welding seams and in corners etc.

- stainless steel hardened and fine ground
- scale matt chromed
- with fixing screw

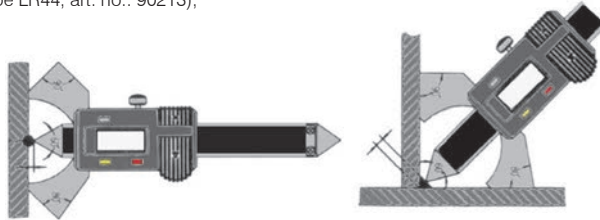







ART N°	 mm	 mm	angle	 mm	
474403	0 – 20	0.1	60 / 70 / 80 / 90	98 x 59 x 5.2	on request

Electr. Digital Welding Gauge

- with data output RS 232 C

- stainless steel, hardened and ground
- LCD display with clear reading, zero-setting at any position
- On/Off button, reading switchable mm/inch
- incl. 1x 1.5 V battery (type LR44, art. no.: 90213), with operation manual

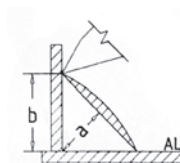


ART N°	 mm / inch	 mm / inch	 max.	angle	 mm	
474410	0 – 20 / 0 – 0.8	0.01 / 0.0005	0.03	60 / 70 / 80 / 90	100 x 62 x 14	on request

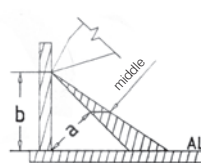
Precision Welding Gauge

- with reading window

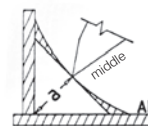
- stainless steel, hardened and fine ground
- reading through a window by a reference line



Read b from scale B.
When measuring b,
read a from scale C.



Permissible „a“
with unequal legs.
Rest on the
long arm (AL)



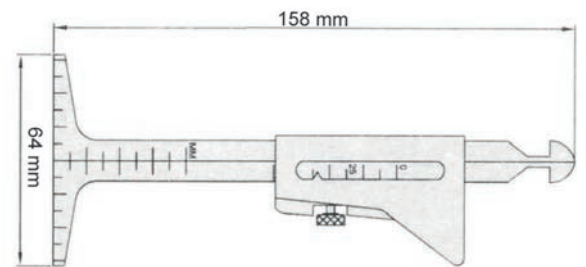

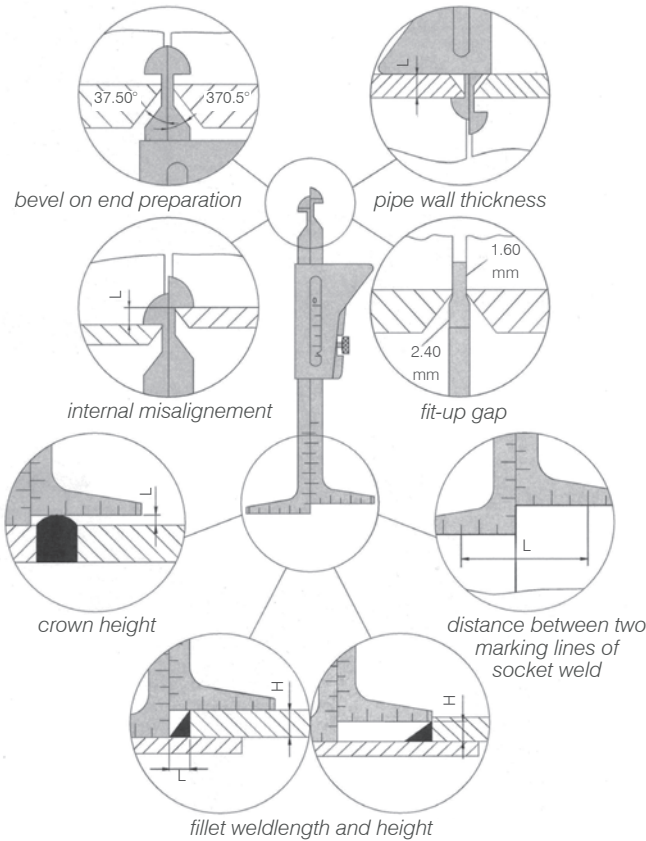
Read a from
scale A.



ART N°	 mm	 mm	
474404	0,1	108 x 81.5 x 3.2	on request

Pipe Welding Gauge / Edge Offset Gauge

- with opposite movable measuring jaws
- for pipe welds up to 35.0 mm wall thickness
- stainless steel, hardened, polished surfaces
- reading scale in mm and inch, laser engraved graduation
- with reading window, with fixing screw



ART^{NO}			
474409	35	1	158 x 64 x 7

Measuring Tool Set

- selection of need-based compilations

ART^{NO} SET	pieces	consisting of	article
479901	4	Welding Gauge stainless steel, fan shape, quantity of blades 12, 3 – 12 mm	474401
		Precision Welding Gauge stainless steel, hardened and fine ground, with vernier reading, scale matt chromed, with fixing screw	474403
		Precision Welding Gauge stainless steel, hardened and fine ground, reading through a indow by a reference line	474404
		Pipe Welding Gauge / Edge Offset Gauge with opposite movable measuring jaws, for pipe welds up to 35.0 mm wall thickness, stainless, hardened, reading 1.0 mm	474409

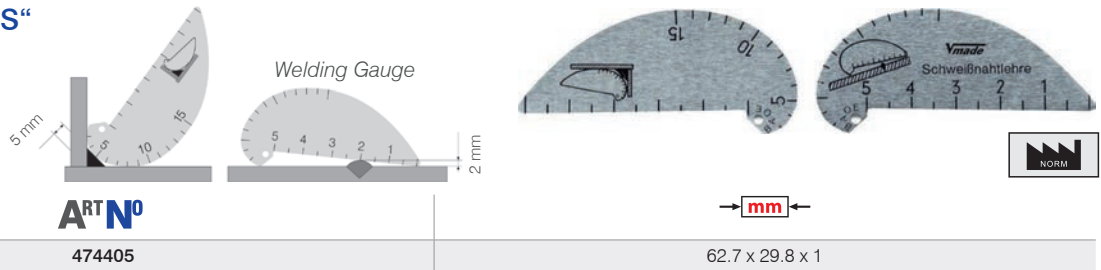
ART^{NO} 479901



Welding Gauges

Welding Gauge "S"

- for craft
- made from aluminium



ART N°

474405

62.7 x 29.8 x 1

Other tolerances on request
available: 37090-xxx

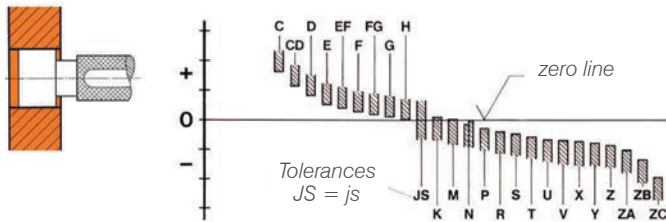
Limit Plug Gauges

DIN EN ISO 1938-1

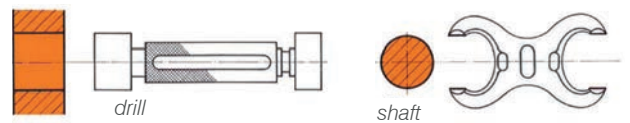
- designed acc. to DIN 2245 / 2246 / 2247
- special steel, finely ground and lapped
- with „Go“ and „No-Go“ side



Dimensions for bores and shafts



Dimensions for bores and shafts



ART N° tolerance H7	size- ϕ mm	CC
37080-0010	1	on request
37080-0012	1.2	on request
37080-0015	1.5	on request
37080-0018	1.8	on request
37080-0020	2	on request
37080-0022	2.2	on request
37080-0025	2.5	on request
37080-0028	2.8	on request
37080-0030	3	on request
37080-0035	3.5	on request
37080-0040	4	on request
37080-0045	4.5	on request
37080-0050	5	on request
37080-0060	6	on request
37080-0070	7	on request
37080-0080	8	on request
37080-0090	9	on request
37080-0100	10	on request
37080-0110	11	on request
37080-0120	12	on request
37080-0130	13	on request
37080-0140	14	on request
37080-0150	15	on request
37080-0160	16	on request
37080-0170	17	on request
37080-0180	18	on request
37080-0190	19	on request
37080-0200	20	on request
37080-0210	21	on request
37080-0220	22	on request
37080-0230	23	on request
37080-0240	24	on request
37080-0250	25	on request
37080-0260	26	on request
37080-0270	27	on request
37080-0280	28	on request

ART N° tolerance H7	size- ϕ mm	CC
37080-0300	30	on request
37080-0320	32	on request
37080-0330	33	on request
37080-0340	34	on request
37080-0350	35	on request
37080-0360	36	on request
37080-0370	37	on request
37080-0380	38	on request
37080-0400	40	on request
37080-0420	42	on request
37080-0440	44	on request
37080-0450	45	on request
37080-0460	46	on request
37080-0470	47	on request
37080-0480	48	on request
37080-0500	50	on request
37080-0520	52	on request
37080-0550	55	on request
37080-0580	58	on request
37080-0600	60	on request
37080-0620	62	on request
37080-0650	65	on request
37080-0680	68	on request
37080-0700	70	on request
37080-0720	72	on request
37080-0750	75	on request
37080-0780	78	on request
37080-0800	80	on request
37080-0820	82	on request
37080-0850	85	on request
37080-0880	88	on request
37080-0900	90	on request
37080-0920	92	on request
37080-0950	95	on request
37080-0980	98	on request
37080-1000	100	on request

Limit Thread Plug Gauge Set
Limit Thread Ring Gauge Set
Limit Plug Gauge Set

- acc. to DIN tolerances
- special steel, hardened, fine ground



ART NO	plug gauge set	ring gauge set	„Go“	„No-Go“	contents mm	CC
390801	✓	—	✓	✓	M 3 / M 4 / M 5 / M 6 / M 8 / M 10 / M 12	on request
390805	—	✓	✓	—	M 3 / M 4 / M 5 / M 6 / M 8 / M 10 / M 12	on request
390806	—	✓	—	✓	M 3 / M 4 / M 5 / M 6 / M 8 / M 10 / M 12	on request
370801	✓	—	✓	✓	3H7 / 4H7 / 5H7 / 6H7 / 8H7 / 10H7 / 12H7	on request

Follow us on Facebook.

Never miss any news about our products, promotions and offers.



Any questions?
We are pleased to advise.

facebook.com/VogelGermany

Setting Ring Gauges

Setting Ring Gauges, acc. to DIN 2250 C, DIN ISO 286/1

- special steel, hardened, finely ground and lapped

Other tolerances
available on request!



ART NO setting ring	ø mm	CC
370770-0010	1.00	on request
370770-0012	1.20	on request
370770-0015	1.50	on request
370770-0018	1.80	on request
370770-0020	2.00	on request
370770-0022	2.20	on request
370770-0025	2.50	on request
370770-0028	2.80	on request
370770-0030	3.00	on request
370770-0035	3.50	on request
370770-0040	4.00	on request
370770-0045	4.50	on request
370770-0050	5.00	on request
370770-0060	6.00	on request
370770-0070	7.00	on request
370770-0080	8.00	on request
370770-0090	9.00	on request
370770-0100	10.00	on request
370770-0110	11.00	on request
370770-0120	12.00	on request
370770-0130	13.00	on request
370770-0140	14.00	on request
370770-0150	15.00	on request
370770-0160	16.00	on request
370770-0170	17.00	on request
370770-0180	18.00	on request
370770-0190	19.00	on request
370770-0200	20.00	on request
370770-0210	21.00	on request
370770-0220	22.00	on request
370770-0230	23.00	on request
370770-0240	24.00	on request
370770-0250	25.00	on request
370770-0260	26.00	on request
370770-0270	27.00	on request
370770-0280	28.00	on request
370770-0300	30.00	on request
370770-0320	32.00	on request
370770-0330	33.00	on request
370770-0340	34.00	on request
370770-0350	35.00	on request
370770-0360	36.00	on request
370770-0370	37.00	on request
370770-0380	38.00	on request
370770-0400	40.00	on request
370770-0420	42.00	on request
370770-0440	44.00	on request
370770-0450	45.00	on request
370770-0460	46.00	on request
370770-0470	47.00	on request
370770-0480	48.00	on request
370770-0500	50.00	on request

ART NO setting ring	ø mm	CC
370770-0520	52.00	on request
370770-0550	55.00	on request
370770-0580	58.00	on request
370770-0600	60.00	on request
370770-0620	62.00	on request
370770-0650	65.00	on request
370770-0680	68.00	on request
370770-0700	70.00	on request
370770-0720	72.00	on request
370770-0750	75.00	on request
370770-0780	78.00	on request
370770-0800	80.00	on request
370770-0820	82.00	on request
370770-0850	85.00	on request
370770-0880	88.00	on request
370770-0900	90.00	on request
370770-0920	92.00	on request
370770-0950	95.00	on request
370770-0980	98.00	on request
370770-1000	100.00	on request
370770-1050	105.00	on request
370770-1100	110.00	on request
370770-1150	115.00	on request
370770-1200	120.00	on request
370770-1250	125.00	on request
370770-1300	130.00	on request
370770-1350	135.00	on request
370770-1400	140.00	on request
370770-1450	145.00	on request
370770-1500	150.00	on request
370770-1550	155.00	on request
370770-1600	160.00	on request
370770-1650	165.00	on request
370770-1700	170.00	on request
370770-1750	175.00	on request
370770-1800	180.00	on request
370770-1850	185.00	on request
370770-1900	190.00	on request
370770-1950	195.00	on request
370770-2000	200.00	on request
370770-2100	210.00	on request
370770-2200	220.00	on request
370770-2400	240.00	on request
370770-2500	250.00	on request
370770-2600	260.00	on request
370770-2800	280.00	on request
370770-3000	300.00	on request
370770-3200	320.00	on request
370770-3400	340.00	on request
370770-3600	360.00	on request
370770-3800	380.00	on request
370770-4000	400.00	on request

Setting Ring Gauges

Limit Thread Plug Gauges

DIN 13

- metric ISO-threads

- special steel, hardened and finely ground
- „Go“ and „No-Go“ thread plug gauge

Other sizes or types are available on request!



ART N°	tolerance class	thread-ø mm	CC
390101	5H	1 x 0.25	on request
390102	5H	1.1 x 0.25	on request
390103	5H	1.2 x 0.25	on request
390104	5H	1.4 x 0.3	on request
390105	6H	1.6 x 0.35	on request
390106	6H	1.8 x 0.35	on request
390107	6H	2 x 0.4	on request
390108	6H	2.2 x 0.45	on request
390109	6H	2.5 x 0.45	on request
390110	6H	3 x 0.5	on request
390111	6H	3.5 x 0.6	on request
390112	6H	4 x 0.7	on request
390113	6H	4.5 x 0.75	on request
390114	6H	5 x 0.8	on request
390115	6H	6 x 1	on request
—	—	—	—

ART N°	tolerance class	thread-ø mm	CC
390116	6H	7 x 1	on request
390117	6H	8 x 1.25	on request
390118	6H	9 x 1.25	on request
390119	6H	10 x 1.5	on request
390120	6H	12 x 1.75	on request
390121	6H	14 x 2	on request
390122	6H	16 x 2	on request
390123	6H	18 x 2.5	on request
390124	6H	20 x 2.5	on request
390125	6H	22 x 2.5	on request
390126	6H	24 x 3	on request
390127	6H	27 x 3	on request
390128	6H	30 x 3.5	on request
390129	6H	33 x 3.5	on request
390130	6H	36 x 4	on request
390131	6H	39 x 4	on request

„Go“ or „No-Go“ Thread Ring Gauges

DIN 13

- metric ISO-threads

- special steel, hardened and finely ground

type B „Go“ thread ring gauge

type C „No-Go“ thread ring gauge



type B



type C



ART N° type B	ART N° type C	tolerance class	thread-ø mm	CC
390201	390301	6h	1 x 0.25	on request
390202	390302	6h	1.1 x 0.25	on request
390203	390303	6h	1.2 x 0.25	on request
390204	390304	6h	1.4 x 0.3	on request
390205	390305	6g	1.6 x 0.35	on request
390206	390306	6g	1.8 x 0.35	on request
390207	390307	6g	2 x 0.4	on request
390208	390308	6g	2.2 x 0.45	on request
390209	390309	6g	2.5 x 0.45	on request
390210	390310	6g	3 x 0.5	on request
390211	390311	6g	3.5 x 0.6	on request
390212	390312	6g	4 x 0.7	on request
390213	390313	6g	4.5 x 0.75	on request
390214	390314	6g	5 x 0.8	on request
390215	390315	6g	6 x 1	on request
390216	390316	6g	7 x 1	on request
390217	390317	6g	8 x 1.25	on request
390218	390318	6g	9 x 1.25	on request
390219	390319	6g	10 x 1.5	on request
—	—	—	—	—

ART N° type B	ART N° type C	tolerance class	thread-ø mm	CC
390220	390320	6g	12 x 1.75	on request
390221	390321	6g	14 x 2	on request
390222	390322	6g	16 x 2	on request
390223	390323	6g	18 x 2.5	on request
390224	390324	6g	20 x 2.5	on request
390225	390325	6g	22 x 2.5	on request
390226	390326	6g	24 x 3	on request
390227	390327	6g	27 x 3	on request
390228	390328	6g	30 x 3.5	on request
390229	390329	6g	33 x 3.5	on request
390230	390330	6g	36 x 4	on request
390231	390331	6g	39 x 4	on request
390232	390332	6g	42 x 4.5	on request
390233	390333	6g	45 x 4.5	on request
390234	390334	6g	48 x 5	on request
390235	390335	6g	52 x 5	on request
390236	390336	6g	56 x 5.5	on request
390237	390337	6g	60 x 5.5	on request
390238	390338	6g	64 x 6	on request
390239	390339	6g	68 x 6	on request

Precision Measuring Steel Pins and Holder

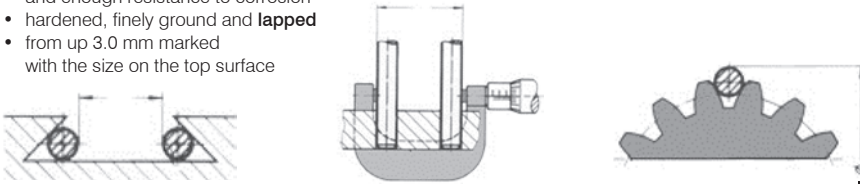
Cylindrical Measuring Pins in a Set


DIN 2269

Other sizes available
on request!



- Product for highest demands
- special chrome-steel with high wearing quality and enough resistance to corrosion
- hardened, finely ground and lapped
- from up 3.0 mm marked with the size on the top surface



ART N°	contents pcs.	size-ø mm	steps mm	 ± mm	length mm	CC
380210	21	0.1 – 0.3	0.01	0.0005	30	on request
380211	21	0.3 – 0.5	0.01	0.0005	30	on request
380212	51	0.5 – 1	0.01	0.0005	30	on request
380213	19	0.1 – 1	0.05	0.0005	30	on request
380301	21	0.1 – 0.3	0.01	0.001	40	on request
380302	21	0.3 – 0.5	0.01	0.001	40	on request
380303	51	0.5 – 1	0.01	0.001	40	on request
380304	19	0.1 – 1	0.05	0.001	40	on request
380307	21	1 – 2	0.05	0.001	70	on request
380308	21	2 – 3	0.05	0.001	70	on request
380309	21	3 – 4	0.05	0.001	70	on request
380310	21	4 – 5	0.05	0.001	70	on request
380311	21	5 – 6	0.05	0.001	70	on request
380312	21	6 – 7	0.05	0.001	70	on request
380313	21	7 – 8	0.05	0.001	70	on request
380314	21	8 – 9	0.05	0.001	70	on request
380315	21	9 – 1	0.05	0.001	70	on request
380316	100	10.01 – 11	0.01	0.002	50	on request
380317	100	11.01 – 12	0.01	0.002	50	on request
380318	100	12.01 – 13	0.01	0.002	50	on request
380319	100	13.01 – 14	0.01	0.002	50	on request
380320	100	14.01 – 15	0.01	0.002	50	on request
380321	100	15.01 – 16	0.01	0.002	50	on request
380323	100	16.01 – 17	0.01	0.002	50	on request
380324	100	17.01 – 18	0.01	0.002	50	on request
380325	100	18.01 – 19	0.01	0.002	50	on request
380326	100	19.01 – 2	0.01	0.002	50	on request
380350	101	1 – 2	0.01	0.001	70	on request
380351	101	2 – 3	0.01	0.001	70	on request
380352	101	3 – 4	0.01	0.001	70	on request
380353	101	4 – 5	0.01	0.001	70	on request
380354	101	5 – 6	0.01	0.001	70	on request
380355	101	6 – 7	0.01	0.001	70	on request
380356	101	7 – 8	0.01	0.001	70	on request
380357	101	8 – 9	0.01	0.001	70	on request
380358	101	9 – 10	0.01	0.001	70	on request
380341	41	1 – 5	0.10	0.001	70	on request
380342	91	1 – 10	0.10	0.001	70	on request
380343	91	0.5 – 5	0.05	0.001	40 / 70	on request
380344	100	5.05 – 10	0.05	0.001	70	on request
380345	100	10.05 – 15	0.05	0.002	50	on request
380346	100	15.05 – 20	0.05	0.002	50	on request

Pin Holder

- with marking "G" (Go) + "A" (No-Go)



ART N°	for pin-ø mm	ART N°	for pin-ø mm	ART N°	for pin-ø mm
381001	1 – 2	381003	4 – 6	381005	8 – 10
381002	2 – 4	381004	6 – 8	—	—

Precision Measuring Steel Pins and Holder


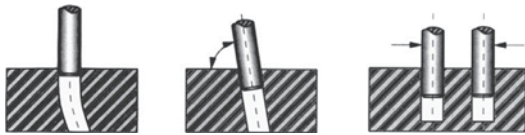
Singly Cylindrical Measuring Pins

DIN 2269

- for inspection and measuring of bores, bore distances, or as setting-gauge for measuring instruments
- for inspection of internal- and external-tooth system and many other application
- special chrome steel with high wearing quality and enough resistance to corrosion, hardened, finely ground and lapped

Option

- alloy steel handle, available at extra charge (when order the handle, specify the diameter also, please!)



Other sizes available on request!
Price depending on size value.



ART N°	size- ϕ mm	$\begin{array}{c} \text{max.} \\ \text{mm} \\ \pm \text{ mm} \end{array}$	length mm	CC
3805010...	0.10 – 1.00	0.0005	30	on request
3805011...	0.10 – 0.99	0.0010	40	on request
3805012...	1.00 – 3.00	0.0010	40	on request
3805013...	1.00 – 3.00	0.0010	70	on request
3805014...	3.01 – 6.00	0.0010	70	on request
3805015...	6.01 – 10.20	0.0010	70	on request

ART N°	size- ϕ mm	$\begin{array}{c} \text{max.} \\ \text{mm} \\ \pm \text{ mm} \end{array}$	length mm	CC
3805030...	10.00 – 12.00	0.0020	50	on request
3805031...	12.01 – 14.00	0.0020	50	on request
3805032...	14.01 – 16.00	0.0020	50	on request
3805033...	16.01 – 18.00	0.0020	50	on request
3805034...	18.01 – 20.05	0.0020	50	on request
—	—	—	—	—

Repair Service

Benefit from our many years of experience in the repair of measuring tools and the procurement of spare parts and accessories. By having the measuring tools checked by us or our calibration laboratory, you save time, money and unnecessary transport when troubleshooting errors.

Repair, adjustment and testing / calibration from a single source ensure that your measuring tools are in perfect condition.

Overview of services:

- ✓ Visual and functional test
- ✓ Dismantling and cleaning
- ✓ Replacement of the defect parts
- ✓ Assembly with function test
- ✓ Calibration if desired

Any questions?

We are happy to help.




Parallel Gauge Blocks

Parallel Gauge Blocks, individual

DIN EN ISO 3650

• product for highest demands

- from specially alloyed, particularly cured and relaxed special steel or of zirconia ceramic (best ceramic grade)
- ceramic gauge blocks are particularly suitable for the measurement chamber and test room
- each gauge block is marked with an identification number



Option

- gauge blocks made of tungsten carbide available on request

DIN EN ISO

size = nominal size mm	ART N ^o steel	ART N ^o ceramic	ART N ^o steel	ART N ^o ceramic
	tolerance class 0	tolerance class 0	tolerance class 1	tolerance class 1
0.5	350200-00050	350201-00050	350210-00050	350211-00050
1	350200-001000	350201-001000	350210-001000	350211-001000
1.0005	350200-0010005	350201-0010005	350210-0010005	350211-0010005
1.001	350200-001001	350201-001001	350210-001001	350211-001001
1.002	350200-001002	350201-001002	350210-001002	350211-001002
1.003	350200-001003	350201-001003	350210-001003	350211-001003
1.004	350200-001004	350201-001004	350210-001004	350211-001004
1.005	350200-001005	350201-001005	350210-001005	350211-001005
1.006	350200-001006	350201-001006	350210-001006	350211-001006
1.007	350200-001007	350201-001007	350210-001007	350211-001007
1.008	350200-001008	350201-001008	350210-001008	350211-001008
1.009	350200-001009	350201-001009	350210-001009	350211-001009
1.01	350200-00101	350201-00101	350210-00101	350211-00101
1.02	350200-00102	350201-00102	350210-00102	350211-00102
1.03	350200-00103	350201-00103	350210-00103	350211-00103
1.04	350200-00104	350201-00104	350210-00104	350211-00104
1.05	350200-00105	350201-00105	350210-00105	350211-00105
1.06	350200-00106	350201-00106	350210-00106	350211-00106
1.07	350200-00107	350201-00107	350210-00107	350211-00107
1.08	350200-00108	350201-00108	350210-00108	350211-00108
1.09	350200-00109	350201-00109	350210-00109	350211-00109
1.1	350200-00110	350201-00110	350210-00110	350211-00110
1.11	350200-00111	350201-00111	350210-00111	350211-00111
1.12	350200-00112	350201-00112	350210-00112	350211-00112
1.13	350200-00113	350201-00113	350210-00113	350211-00113
1.14	350200-00114	350201-00114	350210-00114	350211-00114
1.15	350200-00115	350201-00115	350210-00115	350211-00115
1.16	350200-00116	350201-00116	350210-00116	350211-00116
1.17	350200-00117	350201-00117	350210-00117	350211-00117
1.18	350200-00118	350201-00118	350210-00118	350211-00118
1.19	350200-00119	350201-00119	350210-00119	350211-00119
1.2	350200-00120	350201-00120	350210-00120	350211-00120
1.21	350200-00121	350201-00121	350210-00121	350211-00121
1.22	350200-00122	350201-00122	350210-00122	350211-00122
1.23	350200-00123	350201-00123	350210-00123	350211-00123
1.24	350200-00124	350201-00124	350210-00124	350211-00124
1.25	350200-00125	350201-00125	350210-00125	350211-00125
1.26	350200-00126	350201-00126	350210-00126	350211-00126
1.27	350200-00127	350201-00127	350210-00127	350211-00127
1.28	350200-00128	350201-00128	350210-00128	350211-00128
1.29	350200-00129	350201-00129	350210-00129	350211-00129
1.3	350200-00130	350201-00130	350210-00130	350211-00130
1.31	350200-00131	350201-00131	350210-00131	350211-00131
1.32	350200-00132	350201-00132	350210-00132	350211-00132
1.33	350200-00133	350201-00133	350210-00133	350211-00133
1.34	350200-00134	350201-00134	350210-00134	350211-00134
1.35	350200-00135	350201-00135	350210-00135	350211-00135
1.36	350200-00136	350201-00136	350210-00136	350211-00136
1.37	350200-00137	350201-00137	350210-00137	350211-00137
1.38	350200-00138	350201-00138	350210-00138	350211-00138
1.39	350200-00139	350201-00139	350210-00139	350211-00139
1.4	350200-00140	350201-00140	350210-00140	350211-00140
1.41	350200-00141	350201-00141	350210-00141	350211-00141
1.42	350200-00142	350201-00142	350210-00142	350211-00142
1.43	350200-00143	350201-00143	350210-00143	350211-00143
1.44	350200-00144	350201-00144	350210-00144	350211-00144
1.45	350200-00145	350201-00145	350210-00145	350211-00145
1.46	350200-00146	350201-00146	350210-00146	350211-00146
1.47	350200-00147	350201-00147	350210-00147	350211-00147

Parallel Gauge Blocks

size = nominal size mm	ART N° steel	ART N° ceramic	ART N° steel	ART N° ceramic
	tolerance class 0	tolerance class 0	tolerance class 1	tolerance class 1
1.48	350200-00148	350201-00148	350210-00148	350211-00148
1.49	350200-00149	350201-00149	350210-00149	350211-00149
1.5	350200-00150	350201-00150	350210-00150	350211-00150
1.6	350200-00160	350201-00160	350210-00160	350211-00160
1.7	350200-00170	350201-00170	350210-00170	350211-00170
1.8	350200-00180	350201-00180	350210-00180	350211-00180
1.9	350200-00190	350201-00190	350210-00190	350211-00190
2	350200-00200	350201-00200	350210-00200	350211-00200
2.5	350200-00250	350201-00250	350210-00250	350211-00250
3	350200-00300	350201-00300	350210-00300	350211-00300
3.5	350200-00350	350201-00350	350210-00350	350211-00350
4	350200-00400	350201-00400	350210-00400	350211-00400
4.5	350200-00450	350201-00450	350210-00450	350211-00450
5	350200-00500	350201-00500	350210-00500	350211-00500
5.5	350200-00550	350201-00550	350210-00550	350211-00550
6	350200-00600	350201-00600	350210-00600	350211-00600
6.5	350200-00650	350201-00650	350210-00650	350211-00650
7	350200-00700	350201-00700	350210-00700	350211-00700
7.5	350200-00750	350201-00750	350210-00750	350211-00750
8	350200-00800	350201-00800	350210-00800	350211-00800
8.5	350200-00850	350201-00850	350210-00850	350211-00850
9	350200-00900	350201-00900	350210-00900	350211-00900
9.5	350200-00950	350201-00950	350210-00950	350211-00950
10	350200-01000	350201-01000	350210-01000	350211-01000
10.5	350200-01050	350201-01050	350210-01050	350211-01050
11	350200-01100	350201-01100	350210-01100	350211-01100
11.5	350200-01150	350201-01150	350210-01150	350211-01150
12	350200-01200	350201-01200	350210-01200	350211-01200
12.5	350200-01250	350201-01250	350210-01250	350211-01250
13	350200-01300	350201-01300	350210-01300	350211-01300
13.5	350200-01350	350201-01350	350210-01350	350211-01350
14	350200-01400	350201-01400	350210-01400	350211-01400
14.5	350200-01450	350201-01450	350210-01450	350211-01450
15	350200-01500	350201-01500	350210-01500	350211-01500
15.5	350200-01550	350201-01550	350210-01550	350211-01550
16	350200-01600	350201-01600	350210-01600	350211-01600
16.5	350200-01650	350201-01650	350210-01650	350211-01650
17	350200-01700	350201-01700	350210-01700	350211-01700
17.5	350200-01750	350201-01750	350210-01750	350211-01750
18	350200-01800	350201-01800	350210-01800	350211-01800
18.5	350200-01850	350201-01850	350210-01850	350211-01850
19	350200-01900	350201-01900	350210-01900	350211-01900
19.5	350200-01950	350201-01950	350210-01950	350211-01950
20	350200-02000	350201-02000	350210-02000	350211-02000
21	350200-02100	350201-02100	350210-02100	350211-02100
22	350200-02200	350201-02200	350210-02200	350211-02200
23	350200-02300	350201-02300	350210-02300	350211-02300
24	350200-02400	350201-02400	350210-02400	350211-02400
25	350200-02500	350201-02500	350210-02500	350211-02500
30	350200-03000	350201-03000	350210-03000	350211-03000
40	350200-04000	350201-04000	350210-04000	350211-04000
41.3	350200-04130	350201-04130	350210-04130	350211-04130
50	350200-05000	350201-05000	350210-05000	350211-05000
60	350200-06000	350201-06000	350210-06000	350211-06000
70	350200-07000	350201-07000	350210-07000	350211-07000
80	350200-08000	350201-08000	350210-08000	350211-08000
90	350200-09000	350201-09000	350210-09000	350211-09000
100	350200-10000	350201-10000	350210-10000	350211-10000



Parallel Gauge Block Sets

Parallel Gauge Block Set

DIN EN ISO 3650

- for standard use in workshop area and at the machine
- made of specially alloyed, particularly cured and relaxed special steel
- each gauge block is marked with an identification number
- calibration certificate available by extra charge



ART NO	tolerance class	quantity per set	pcs.	nominal size mm	steps mm	CC
351001	0	32	1	1.005	—	on request
351011	1		9	1.01 – 1.09	0.01	on request
351021	2		9	1.1 – 1.9	0.1	on request
			9	1 – 9	1	
			4	10 / 20 / 30 / 50	—	
351002	0	47	1	1.005	—	on request
351012	1		19	1.01 – 1.19	0.01	on request
351022	2		8	1.2 – 1.9	0.1	on request
			9	1 – 9	1	
		10	10 – 100	10		
351003	0	87	9	1.001 – 1.009	0.001	on request
351013	1		49	1.01 – 1.49	0.01	on request
351023	2		19	0.5 – 9.5	0.5	on request
			10	10 – 100	10	
351004	0	103	1	1.005	—	on request
351014	1		49	1.01 – 1.49	0.01	on request
351024	2		4	0.5 – 24.5	0.5	on request
				25 – 100	25	on request

Rectangular Gauge Block Set

DIN EN ISO 3650

- suitable for use in measurement and test room
- made of specially alloyed, particularly cured and relaxed special steel
- each gauge block is marked with an identification number
- calibration certificate available by extra charge



ART NO	tolerance class	quantity per set	nominal size mm	CC
350181	1	8	125 / 150 / 175 / 200 / 250 / 300 / 400 / 500	on request
350183	0	5	600 / 700 / 800 / 900 / 1000	on request
350184	1	5	600 / 700 / 800 / 900 / 1000	on request

Parallel Gauge Block Sets

Ceramic Parallel Gauge Block Set

DIN EN ISO 3650

- suitable for use in measurement and test room
- made of zirconia ceramic, best ceramic quality
- up to 50-fold higher wear resistance than steel
- high thermal stability
- high resistance to knocks and drops
- does not burr easily and high corrosion resistant
- each gauge block is marked with an identification number
- calibration certificate available by extra charge

Other set combinations available on request!



DIN EN ISO

ART N°	tolerance class	quantity per set	pcs.	nominal size mm	steps mm	CC
350031	0	32	1	1.005	—	on request
350041	1		9	1.01 – 1.09	0.01	on request
			9	1.1 – 1.9	0.1	
			4	1 – 9	1	
				10 / 20 / 30 / 50	—	
350032	0	47	1	1.005	—	on request
350042	1		19	1.01 – 1.19	0.01	on request
			8	1.2 – 1.9	0.1	
			9	1 – 9	1	
			10	10 – 100	10	

Follow us on Facebook.

Never miss any news about our products, promotions and offers.



Any questions?
We are pleased to advise.

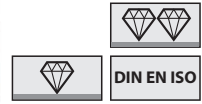
[facebook.com/VogelGermany](https://www.facebook.com/VogelGermany)

Parallel Gauge Block Sets

Inspection Gauge Block Set, for Micrometers

DIN EN ISO 3650

- for review and adjustment of micrometer acc. to VDI/VDE/DGQ 2618, page 5
- with optical plane face glass and gloves
- each gauge block is marked with an identification number
- calibration certificate **without** optical plane glass calibration by extra charge



ART N°	tolerance class	quantity per set	nominal size mm	
350130	1	10	2.5 / 5.1 / 7.7 / 10.3 / 12.9 / 15 / 17.6 / 20.2 / 22.8 / 25	on request

Inspection Gauge Block Set, for Micrometers

DIN EN ISO 3650

- for review and adjustment of micrometer acc. to VDI/VDE/DGQ 2618, page 5 / 10.1
- each gauge block is marked with an identification number
- calibration certificate by extra charge




ART N°	for micrometer sizes	tolerance class	quantity per set	nominal size mm	
350176	0 – 25	1	5	5.1 / 10.3 / 15 / 20.2 / 25	on request
350177	0 – 100	1	8	5.1 / 10.3 / 15 / 20.2 / 25 / 50 / 75 / 100	on request

Inspection Gauge Block Set, for Calipers

DIN EN ISO 3650

- for review and adjustment of pocket calipers acc. to VDI/VDE/DGQ 2618, page 5
- with hardened steel setting ring and protective gloves
- each gauge block is marked with an identification number
- calibration certificate without setting ring certificate by extra charge

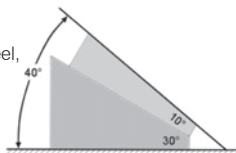


ART N°	tolerance class	ø mm	nominal size mm	
350139	1	20	30 / 41.3 / 131.4	on request
350148	1	4 and 25	30 / 41.3 / 131.4	on request
350149	1	4 and 25	30 / 41.3 / 131.4 / 243.5	on request

Angle Gauge Block Set

- workshop quality, for standard purposes
- for fast, easy and accurate determination of angular dimensions

- hardened and relieved special steel, high grade of abrasion resistance
- measuring faces fine ground
- angle accuracy of measuring faces +/- 60°



ART N°	tolerance class	quantity per set	angle sizes in °	L x H	
352012	1	12	0,25 / 0,5 / 1 / 2 / 3 / 4 / 5 / 10 / 15 / 20 / 25 / 30°	75 x 6.5	on request

Control Plates, Granite Plates and Accessories

Maintenance Spray

- cleans, maintains and lubricates measuring tools, loosens caked-on section and conserves degreased mechanical connections
- acid and resin-free, compatible to environment, FCKW-free
- displaces humidity in electrical and electronical areas




ART N°	contents ml	→ mm ←
350320	500	260 x ø 64

Granite Measuring and Control Plate

DIN 876

- particularly well selected material of highest quality, entirely faultless
- diamond lapped measuring surfaces, acc. to DIN 876
- extreme hard and wear resistant and acid resistant
- T-Slots acc. to DIN 650, made of steel, **on request**
- calibration certificate available on request



Other sizes or special designed plates are available on request!

grade of accuracy:

should be selected according to the intended purpose

grade 00	extra fine diamond lapped for the inspection room
grade 0	fine diamond lapped for control purposes
grade I	diamond lapped for workshop use

Option: T-slot, with extra charge

DIN

ART N°	accuracy ± μm	ART N°	accuracy ± μm	ART N°	accuracy ± μm	→ mm ←
grade 00		grade 0		grade 1		
260199	2	260229	4	260259	12	250 x 250 x 50
260200	3	260230	6	260260	13	300 x 300 x 50
260201	3	260231	6	260261	14	400 x 250 x 60
260202	3	260232	6	260262	14	400 x 400 x 60
260203	3	260233	6	260263	15	500 x 500 x 80
260204	3	260234	7	260264	16	630 x 400 x 80
260205	3	260235	7	260265	16	630 x 630 x 80
260206	4	260236	7	260266	18	800 x 500 x 100
260207	4	260237	8	260267	20	1000 x 630 x 100
260208	4	260238	8	260268	20	1000 x 630 x 150
260209	4	260239	8	260269	20	1000 x 1000 x 100
260210	4	260240	8	260270	20	1000 x 1000 x 150
260211	4.4	260241	8.8	260271	22	1200 x 800 x 150
260212	4.4	260242	8.8	260272	22	1200 x 800 x 200
260213	5	260243	10	260273	25	1500 x 1000 x 150
260214	5	260244	10	260274	25	1500 x 1000 x 200
260215	6	260245	12	260275	30	2000 x 1000 x 200
260216	6	260246	12	260276	30	2000 x 1000 x 250

Control Plates, Granite Plates and Accessories









Safety Stands

SUVA-design

- solid angular steel construction, powder coated, grey (RAL 7001)
- for a working height of approx. 900 – 1000 mm adjustable
- with protective device against misalign
- 3-point support M24 x 80 mm
- 4 foot-mounted M16 pins with ø 80 mm diameter plate, stainless steel
- single packed on an Euro-pallet

Cabinets etc.
on request!



ART NO	suitable for plate size mm	stand mm
 260901	630 x 400	—
 260902	630 x 630	—
 260903	800 x 500	800 x 500
 260904	1000 x 630	1000 x 630
 260905	1000 x 1000	1000 x 1000
 260906	1200 x 800	1200 x 800
 260907	1500 x 1000	1500 x 1000
 260908	2000 x 1000	2000 x 1000

VOGEL
GERMANY

Explore our
Website.

www.vogel-germany.de



Any questions?


We are pleased to advise.

Control Plates, Granite Plates and Accessories

Levelling Jack

- for granite plates up to 1000 x 630 mm
- large adjusting range
- support in the ball joint




ART NO	quantity / singly	description	 mm
269074	1	table adjustment	60 – 130 mm

Tailstock Pairs

Grade/0

- made of dense, aged and stress relieved special cast iron with high wear resistance
- one tailstock with stationary and one with axially adjustable tail spindle
- spindles and dead centres are hardened and precision ground
- sliding blocks with a nominal size of 14 mm
- tailstocks can be fixed to the T-slot with the help of an excentric adjusting device







Option (special construction)

tailstocks with hand wheel, adjustment suitable for heavy work pieces. Height adjustment possible through ground screw-thread with hand wheel (fine adjustment).

Notes

- hand wheel, adjustable by means of an adjustable tail pressure
- tail stocks can be delivered with or without hardened and precision ground 90° prisms (as option, with extra charge!)
- the prisms are needed for excentrically shanks or for measuring of extra large shanks, which exceed over the length of the tail stock pair

Grade/00 and Grade/I available on request!

ART NO	center height mm	inside tape MT	total length mm	grade/0
269060-0	100	2	290	±0,008 mm
 269061-0	150	2	360	±0,008 mm
 269062-0	200	2	390	±0,008 mm
 269063-0	250	3	490	±0,008 mm
 269064-0	300	3	570	±0,008 mm

Granite Master Squares 90°, triangular






DIN 876/00 with regard to the flatness of the measuring surface
DIN 875-2/00 with regard to angularity

- particularly well selected material of highest quality, entirely faultless
- 2 diamond lapped measuring surfaces acc. to grade 00

- 90° angle machined
- extreme hard and wear-resistant, acid-resistant
- calibration certificate available on request
- incl. test certificate



DIN


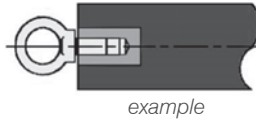
ART NO	 max. ± μm		angle length mm	width mm
	flatness	angularity		
grade 00				
260500	2.4 / 2.3	2	200 x 150	50
260501	2.6 / 2.4	2.5	300 x 200	50
260502	2.8 / 2.5	3	400 x 250	60
 260503	3 / 2.6	3.5	500 x 300	80
 260504	3.3 / 2.8	4	630 x 400	80
 260505	3.6 / 3	5	800 x 500	100
 260506	4 / 3.2	6	1000 x 600	100

Control Plates, Granite Plates and Accessories

Precision Gauge Blocks

DIN 876/00

- particularly well selected material of highest quality
- 2 diamond lapped measuring surfaces acc. to grade 00
- entirely faultless, from up 800 mm length with transport lugs
- calibration certificate available on request
- from 800 mm length with threaded core, without eyelet hook
- incl. test certificate



DIN

ART N ^o grade 00	parallelism ± μm	→ mm ←
260530	3	630 x 50 x 100
260531	4	800 x 50 x 120
260532	4	1000 x 60 x 150
260533	5	1200 x 60 x 180
260534	6	1500 x 70 x 200
260535	6	2000 x 80 x 250

Precision Pair of Parallels

DIN 876/00

- particularly well selected material of highest quality
- 2 measuring surfaces parallel machined as a pair acc. to grade 00
- entirely faultless
- calibration certificate available on request
- incl. test certificate



DIN

ART N ^o grade 00	parallelism ± μm	→ mm ←
260550	2	100 x 15 x 25
260551	2	150 x 20 x 30
260552	2	200 x 25 x 40
260553	2	250 x 30 x 50
260554	3	300 x 40 x 70
260555	3	400 x 50 x 100

Maintenance Set for Granite Plates

- consisting of cleaner and care oil
- environmentally friendly
- cleaner protects, maintains and extends the life of granite surfaces
- care oil ensures easy sliding of workpieces and works for wear reducing

Other volumes
are available, on request!



ART N ^o	cleaner content ltr.	care oil content ltr.
260299	0.5	0.5

Control Plates, Granite Plates and Accessories





Granite Master Squares 90°, chimney shape

DIN 876/00 with regard to the flatness of the measuring surface
DIN 875-2/00 with regard to angularity

- particularly well selected material of highest quality acc. to grade 00
- entirely faultless, extreme hard and wear-resistant, acid-resistant
- base and 2 small measuring surfaces
- calibration certificate available on request
- incl. test certificate



DIN

ART N ^o	 $\pm \mu\text{m}$		 $\pm \text{mm}$
	grade 00	parallelism	
260520	2.6	2.5	300 x 100 x 80
260521	3	3.5	500 x 150 x 120
 260522	3.6	5	800 x 220 x 150
 260523	4	6	1000 x 250 x 200

Granite Master Squares 90°, square shape




DIN 876/00 with regard to the flatness of the measuring surface
DIN 875-2/00 with regard to angularity

- particularly well selected material of highest quality
- measuring surfaces acc. to grade 00
- entirely faultless, extreme hard and wear-resistant, acid-resistant
- measuring surfaces absolut plane and rectangular finely ground quality
- calibration certificate available on request
- incl. test certificate

Other sizes are available on request!



DIN

ART N ^o	 $\pm \mu\text{m}$		 $\pm \text{mm}$
	grade 00	squareness	
260580	2.4	2	200 x 200 x 25
260582	2.6	2.5	300 x 300 x 30
 260584	3.5	3.5	500 x 500 x 50

Control Plates, Steel Plates and Accessories

Straightening Plates

- solid or ribbed construction
- special wear resistant steel casting
- surfaces and four sides fine planed
- against extra charge the plates can be also supplied with bores, holes or T-slots



ART N° solid	→ mm ←
261400	200 x 200 x 40
261401	300 x 300 x 50
261402	400 x 400 x 50
261403	500 x 500 x 60
261404	600 x 600 x 70
261405	700 x 700 x 80
261406	800 x 800 x 100
261407	1000 x 800 x 100
261408	1000 x 1000 x 110
261409	1200 x 800 x 80
261410	1200 x 1000 x 110
261411	1500 x 1000 x 120
261412	2000 x 1000 x 120

ART N° ribbed	→ mm ←	rib height mm
261500	200 x 200 x 20	40
261501	300 x 300 x 20	40
261502	400 x 400 x 20	40
261503	500 x 500 x 40	40
261504	600 x 600 x 40	40
261505	700 x 700 x 40	40
261506	800 x 800 x 40	40
261507	1000 x 800 x 40	60
261508	1000 x 1000 x 40	60
261509	1200 x 800 x 60	60
261510	1200 x 1000 x 60	60
261511	1500 x 1000 x 60	60
261512	2000 x 1000 x 60	60

Stands

- suitable for straightening plates
- solid steel construction
- for a working height of approx 800 mm
- quantity of legs 4 pcs.




ART N°	for straightening plate size mm
269102	400 x 400
269103	500 x 500
269104	600 x 600
269105	700 x 700
269106	800 x 800
269107	1000 x 800
269108	1000 x 1000
269109	1200 x 800
269110	1200 x 1000
269111	1500 x 1000
269112	2000 x 1000

Lapping and Control Plate

DIN 876/1

- for lapping, flatness measuring and as base line
- special high-density cast iron
- top and bottom surfaces finest ground
- upper surface is additionally squared, with dust grooves



ART N°	→ mm ←	evenness mm	ART N° transport box
262101	360 x 260 x 65	0.014	2699036

Control Plates, Steel Plates and Accessories

Control-, Surface- and Testing Plates


DIN 876

- special wear-resistant casting with additionally steel

- strong ribbed construction, side surfaces reinforced
- measuring surface according to DIN 876
- side surfaces carefully planed or milled
- with supporting points, corresponding to the size of plate
- against extra charge we supply the plates with handle and with protective wooden cover

Other sizes and stands are available on request!

grade 0 = fine scraped and finished
 grade 1 = fine finished
 grade 3 = fine planed



DIN

ART NO grade 0	ART NO grade 1	ART NO grade 3	ART NO wooden cover	mm
261002	261102	261302	2699020	200 x 200
261005	261105	261305	2699030	300 x 300
261007	261107	261307	2699040	400 x 400
261008	261108	261308	2699054	500 x 400
261009	261109	261309	2699050	500 x 500
261011	261111	261311	2699065	600 x 500
261014	261114	261314	2699085	800 x 500
261018	261118	261318	2699160	1000 x 600
261020	261120	261320	2699180	1000 x 800
261021	261121	261321	2699100	1000 x 1000
261022	261122	261322	2699128	1200 x 800
261024	261124	261324	2699157	1500 x 1000
261026	261126	261326	2699210	2000 x 1000

Supporting Feets

- especially for straightening plates

- made of special casting
- with adjusting screw



ART NO	stand height mm	adjusting height mm
269076	250 – 300	50
269077	350 – 400	50
269078	450 – 500	50
269079	550 – 600	50
269081	650 – 700	50


Angle Plates

DIN 875 and DIN 876

- construction with clamping slots or with clamping T-slots

- made of special cast iron with high resistance to wear
- accuracy of measuring surfaces according to DIN 876
- accuracy of angle according to DIN 875
- side areas carefully milled

Other sizes are available on request!



DIN

ART NO Con feritoie Grado 1	ART NO slots grade 3	mm B x A x C	slot width mm
261600	261640	150 x 100 x 75	14
261601	261641	200 x 150 x 100	15
261602	261642	275 x 200 x 150	17
261603	261643	300 x 250 x 150	17

Precision Spirit Levels

Precision Inspection Spirit Levels

DIN 877

- for accurate levelling and adjusting of surfaces and cylinders

- housing made of special cast iron
- with prism and flat surface, finely ground
- adjustable main vial and one cross vial
- with insulation handles

ART N° 360281



ART N° 360202



DIN

ART N° sensitivity 0.01 mm/m	ART N° sensitivity 0.02 mm/m	ART N° sensitivity 0.05 mm/m	length mm	CC
—	360281	360282	150	on request
360202	360283	360284	200	on request
360203	360285	—	250	on request
360204	360287	360288	300	on request

ART N° sensitivity 0.1 mm/m	ART N° sensitivity 0.3 mm/m	ART N° sensitivity 0.5 mm/m	length mm	CC
—	—	360261	150	on request
360251	360231	—	160	on request
360252	360232	360262	200	on request
360253	360233	—	250	on request
360254	360234	360264	300	on request

Precision Inspection Frame Spirit Levels

DIN 877

- for levelling and adjusting of horizontal and vertical surfaces and cylinders

- housing made of special cast iron
- with prism and flat surface, fine ground
- adjustable main vial and one cross vial
- with insulation handles



DIN

ART N° sensitivity 0.02 mm/m	ART N° sensitivity 0.05 mm/m	ART N° sensitivity 0.1 mm/m	mm	CC
360311	360312	360351	150 x 150 x 40	on request
360313	360314	360352	200 x 200 x 40	on request
360315	360316	—	250 x 250 x 40	on request
360317	—	360353	300 x 300 x 40	on request

Precision Crank Pin Levels

DIN 877

- to adjust crankshafts and crank pins of motors and machines

- with vertical and horizontal prism, fine ground
- with main vial and cross vial
- width 40 mm

Option

- with magnets in the prism bottom on request, please



DIN

ART NO sensitivity 0.04 mm/m	ART NO sensitivity 0.1 mm/m	ART NO sensitivity 0.2 mm/m	length mm	CC
—	—	360295	60	on request
360296	—	—	90	on request
360297	—	—	120	on request
—	360293	—	90	on request
—	360294	—	120	on request

Precision Alloy Spirit Level

- for simple levelling and adjusting of surfaces and cylinders

- housing made of alloy cast
- with ground prism base
- with ground and graduated main vial



NORM

ART NO sensitivity 0.6 mm/m	length mm	width mm	ART NO sensitivity 0.6 mm/m	length mm	width mm	CC
360410	100	22	360420	200	22	on request
360415	150	22	360430	300	22	on request



Send us a
partnership request



OXOMI.com



Complete catalogue
assortment searchable
on OXOMI.com



Digital Measuring Instruments

Hardness Testing	229 – 231
Hardness Tester	229 – 230
Accessories for Hardness Tester	231
Thickness Testing	232 – 236
Thickness Gauges	232 – 235
Accessories for Thickness Gauges	236
Various Digital Measuring Instruments	237 – 247
Vibration Meters	237
Hand Tachometers and Stroboscopes	237 – 238
Thermometers	239 – 240
Surface Roughness Measuring Devices	240 – 242
Photo/Video Endoscopes	243 – 244
Other Digital Measuring Instruments	245 – 247
Electrical Measuring Instruments	248 – 250
Voltage Tester	248 – 249
Multimeters	250
Weight and Force Measuring Instruments	252 – 256
Scales	252 – 254
Dynamometers	254 – 256

Image Directory • Digital Measuring Instruments

				
Page 229	Page 229	Page 230	Page 230	Page 230
				
Page 231	Page 231	Page 231	Page 231	Page 231
				
Page 231	Page 231	Page 231	Page 231	Page 231
				
Page 231	Page 231	Page 232	Page 232	Page 233
				
Page 233	Page 234	Page 234	Page 235	Page 236
				
Page 236	Page 236	Page 236	Page 236	Page 236
				
Page 236	Page 237	Page 237	Page 238	Page 238

Image Directory • Digital Measuring Instruments

				
Page 238	Page 238	Page 238	Page 238	Page 238
				
Page 238	Page 238	Page 238	Page 239	Page 239
				
Page 239	Page 239	Page 239	Page 239	Page 239
				
Page 239	Page 240	Page 240	Page 240	Page 241
				
Page 241	Page 242	Page 242	Page 242	Page 242
				
Page 242	Page 242	Page 243	Page 244	Page 244
				
Page 245	Page 245	Page 245	Page 246	Page 246



Image Directory • Digital Measuring Instruments

				
Page 246	Page 246	Page 247	Page 247	Page 247
				
Page 248	Page 248	Page 248	Page 249	Page 249
				
Page 250	Page 250	Page 252	Page 252	Page 252
				
Page 252	Page 253	Page 253	Page 254	Page 254
				
Page 255	Page 255	Page 255	Page 255	Page 256
				
Page 256	Page 256			

BARCOL Impressor, Hardness Tester

- portable device, one hand use, for fast and location independent hardness testing
- with Bluetooth® data output and with software
- Applications:
It is mainly used in aluminium processing industry, testing pure aluminium, soft aluminium, thick aluminium alloy, aluminium strip, aluminium rod, aluminium castings, aluminium forgings and aluminium alloy products. Also, it can be used for glass steel industry.
The device is suitable for testing large and extra thick workpieces.

- rugged ABS plastic housing, with key pad, with backlight
- LCD display with clear reading, digit height 9 mm
- LED signals for the hardness scales HW, HB HV, HRB, HRE, HRF, HRH
- with function of calculation the average value, can calculate the average value of 29 sets of data at most
- with the max. hold function, recording the max. hardness value during measurements
- with good, convenient calibration and high accuracy detection
- wide test range, can test from very soft pure aluminium to a particularly hard aluminium alloy, effective test range equivalent to the Brinell Hardness 25 ~ 150 HB
- ON/OFF-button, autom. power off, average, max value, menu function
- operation temperature -0 °C ~ +50 °C, rel. humidity 20 – 80 %RH
- incl. 2x 1.5 V battery (type AAA, art.-no.: 90002)
- incl. 2 test blocks, 2 pins, pin length calibration block, screw driver, spanner, installation software for data transmitting and operation manual



ART NO	HBa	HBa	Hba	Hba	Hba	Hba	Hba	mm
650270	0 – 100	0.1	81 – 88 ± 1	42 – 48 ± 2	81 – 88 ± 1.5	42 – 48 ± 2.5	170 x 60 x 70	

Universal Digital Rebound Hardness Tester

- with integrated impact device type „D“, portable device without cable connection
- measurement is based on the principle of Leeb

- hand-held device, rugged, polyamide housing material, with self-calibration function
- LCD display with clear reading and backlight, digit height 9 mm
- autom. power off, memory with 99 data
- suitable for testing hardness of almost all Ferrous (Fe) and Non-Ferrous (NFe) materials
- direct display of hardness scales: HL, HRC, HRB, HB, HV and HS
- statistics function: average / min. / max. / value
- provides testing at any angle, even upside down
- min. workpiece weight 2 ~ 5 kg on a solid ground, at 0.05 ~ 2 kg with couplant paste
- for indentation depth see techn. data of the impact devices on page 309
- min. radius workpiece (concave/convex) Rmin. = 50 mm, with support ring Rmin. = 10 mm
- min. surface roughness of workpiece 1.6 µm (Ra)
- storage temperature -20 °C ~ 70 °C, operation temperature -10 °C ~ 45 °C
- incl. cleaning brush, test block with HLD value and with calibration certificate
- incl. 1x 9 V battery (type 6LR61, art.-no.: 90006) and operation manual



ART NO	HL	HL	mm	CC
651609	200 – 960 HL / 19 – 68 HRC 13 – 101.7 HRB / 20 – 655 HB 80 – 940 HV / 32 – 99.5 HS	±0.6 % (HL=800 / ±0.2 HRC)	100 x 60 x 33	inkusive

Hardness Testers

Universal Digital Rebound Hardness Tester

- portable device for quick and location-independent hardness tests, based on the Leeb principle
- with external impact device type „D“ (standard)
- with USB data output and Dataview software

- rugged, anodized aluminium housing, with key pad
- multifunction display with clear reading, with switchable backlight
- display functions: hardness scales, hardness value, date, testing time, battery indicator, impact direction, average value, recognition of impact device, memory capacity for 600 groups
- suitable for most metallic materials, measuring in any position, vertical, horizontal and upside down
- ON/OFF switch or autom. power off
- incl. Adjusting limit function, autom. alarm function when exceeding the limit value
- min. workpiece weight 2 kg on solid support
- direct display of hardness scale in HL, with autom. conversion in HRB, HRC, HV, HB, HS
- and tensile strength (U.T.S.)
- min. workpiece radius (concave/convex) $R_{min} = 30 \text{ mm}$ ($< 30 \text{ mm}$ with support ring, incl. in the set)
- operation temperature $-20 \text{ }^{\circ}\text{C} \sim +60 \text{ }^{\circ}\text{C}$, rel. humidity 20 – 90 % RH
- incl. 2x 1.5 V Battery (type AA, art. no.: 90003)
- incl. test block type „D“ (2 parts) and impact device type „D“, more impact devices are available as accessories
- with brush, USB data cable, screw driver, data view software, workshop calibration certificate and operation manual

art. no. 651608 with additional functions:

- anti-slip soft shell housing
- integrated thermal printer for direct printing of all values and histogram
- with rechargeable Li-ion battery and charger 100 – 240 V/AC



ART No 651617

ART No 651608

				DIN ISO	ASTM	BS	CE	CC
				DIN ISO	ASTM	BS	CE	CC

ART No	at least workpiece thickness mm	max. hardness of workpiece HLD	max. HLD	mm	
651617	impact device type D/DC/DLD/D+15 = 5 mm impact device type C = 1 mm impact device type G = 10 mm	960	±6	130 x 70 x 30	inclusive
651608	impact device type D/DC/DLD/D+15 = 5 mm impact device type C = 1 mm impact device type G = 10 mm	960	±6	230 x 86 x 46	inclusive

Shore Hardness Tester „Durometer“ • analog model

- portable device for measuring the hardness for elastomers and plastics
- Shore „A“: rubber, elastomers, neoprene rubber, silicon, vinyl, soft plastics, leather, felt and similar materials
- Shore „D“: plastic, formica, plexiglass, epoxies and similar materials

- rugged metal housing, compact design
- with drag pointer, with needle protection
- 2 different models, for Shore „A“ and Shore „D“ measurements
- measuring needle made of special steel, needle guidance is linear mounted
- incl. test block, with operation manual



DIN ASTM

ART No	shore type	max. spring load N	mm		needle ° / mm	meas.-face mm	indenter type	mm
650720	A	8.064	0 – 100 HA	1	35.00 / \varnothing 0.90	\varnothing 18	blunt taper	100 x 64 x 35
650721	D	44.54	0 – 100 HD	1	30.00 / R 0.10	\varnothing 18	sharp point	100 x 64 x 35

Impact Devices for Special Applications

- suitable for our hardness testers



reference
 impact body „G“ suitable for impact device „G“
 impact body „D“ for all other impact devices

ART No	suitable for version	article description	application
659892	type "D"	impact device "D"	standard impact device. for the majority of hardness testing assignments
659893	type "C"	impact device "C"	device with reduced energy (~¼ of that for type D), thin walled or impact sensitive components
659894	type "DC"	impact device "DC"	extremely short impact device
659895	type "D+15"	impact device "D+15"	impact device with particularly slim front section and with measuring coil moved back
659896	type "DL"	impact device "DL"	tube front section diameter ø 4.20 mm, length 50.00 mm
659897	type "G"	impact device "G"	enlarged test tip, increased impact energy (~9 x that of type D), with only minor damage to the surface
659890	type "D"	impact body "D"	for measurements in the extremely high hardness range up to 500 HRC/650 HV. Tool steel with high carbide content inclusions for measurements up to 1200 HV
659891	type "G"	impact body "G"	for measurements in the extremely high hardness range up to 500 HRC/650 HV. Tool steel with high carbide content inclusions for measurements up to 1200 HV
659893-2	type "C"	impact body "D"	for surface hardened elements, coatings, thinly coated or impact sensitive parts
659894-2	type "DC"	impact body "D"	for standard measurements in holes, cylinders, inside measurements, etc.
659895-2	type "D+15"	impact body "D"	for general measurements in narrow grooves and on narrow surfaces (e.g. gears)
659896-2	type "DL"	impact body "D"	for measurements in inaccessible places and recesses
651690	all models	support rings with holder, set of 11-pcs.	on curved surfaces with a radius under 30 mm, effective positioning, rings can be screwed on front of the impact device
651698-2	651698-1	printer cable	—
651698-3	651606	data cable USB to PC and RS232C	—
651692-1	all models with data output	software for data process	data view/statistics
651699	all models	cable with Lemo connector	replacement cable for impact device
659899	all "D" versions	test block "D", with application of HLD value	for performance tests of hardness testers
659899-2	all "D" versions	test block "D", with application of HRC value	for performance tests of hardness testers
659913	651607 + 651608	paper roll	—

Thickness Gauges

Universal Coating Thickness Gauge

Accessories
on page 236

- professional, handheld measuring device for quick and flexible coating thickness measurements
- combined system with 2 probes, for iron/steel (Fe) and non-ferrous metal (Nf)
- large display, with backlight (switchable), with memory function
- rugged extruded aluminium case, USB data output and with dataview software
- operates in any position (horizontal, vertical and upside down)
- for measurements of non-magnetic layers on metal surfaces (Fe) and measurements of insulating layers on non-ferrous metals (Nf)
- application fields include surface engineering, automotive industry, electroplating, pipeline construction, aluminium industry, spray coating, plastic coating, mechanical engineering, bridge construction, etc.
- rugged extruded aluminium body frame, with soft key pad
- multi-function display with clear reading, with backlight switchable
- with „low-battery“ indicator, autom. recognition of probe type, alarm function switchable
- magnetic induction measuring principle (Fe) and eddy current measuring principle (Nf)
- units in μm or mils, autom. substrate recognition, manual or autom. shut down function
- two measuring methods: continuous measurement and a single measurement
- 3 calibration methods: one point calibration, two point calibration and calibration with a roughened surface
- 5 calibration foil-set, 1 x aluminium substrate block and 1 x iron substrate block
- 5 statistical values: mean value, max. value, min. value, standard deviation and numbers of measurements, storage of 500 measuring data in total
- min. radius of workpiece: convex 5 mm, concave 50 mm
- min. substrate thickness Fe (F1)-probe 0.75 mm, for Nf (N1)-probe 50 μm
- direct printing of the measured values by USB cable to PC or printer
- operating temperature $-0^\circ\text{C} \sim 40^\circ\text{C}$, rel. humidity 20 – 90 %RH
- inclusive 2x 1.5 V battery (type AA, art.-no.: 90003), with screw driver, data cable, dataview software, operation manual



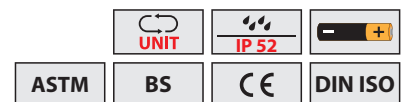
ART NO	μm	μm F1 + N1	μm probe F1	μm probe N1	mm
480227	0.10 / 0.10	0 - 1250	1 + 3 %	1.50 + 3.00 %	115 x 70 x 30

Universal Paint Thickness Gauge • IP52

- professional, handheld device for quick and accurate paint thickness measurements
- device with built-in probe for quick, non-destructive and accurate measurements
- integrated probe for measurements on smooth, painted areas
- combined system for measurements on iron/steel (Fe) and non-ferrous metal (Nf)
- both of these offer the highest degree of precision even with thinnest paint coatings
- large display, 4 digits, alphanumeric, height 8 mm
- in a rugged ABS plastic housing, with rubber protective cover
- easy single key operation, just switch on and measure, autom. base material recognition
- for measurements on level or slightly curved surfaces
- no calibration necessary, calibrated before delivery
- area of application: painting companies, spray- and powder coating, automotive companies, experts and automotive garages, oldtimer scene, machinery, aluminium industry, etc.
- rugged ABS plastic housing, with rubber protective cover, with key pad
- innovative and user friendly handling: switch on and measure
- multi-function LCD display with clear reading, autom. recognition of base material
- large contact area for reliable positioning
- magnetic induction measuring principle (Fe) and eddy current measuring principle (Nf) reading in μm and mil
- calibration-free measuring, acoustic signal when recording measured values
- control foil and zero-standards (1 x aluminium- and 1 x steel plate)
- min. radius workpiece for convex surfaces 25 mm, for concave surfaces 50 mm
- min. thickness of workpiece — F 0.75 mm, min. thickness of workpiece — N 0.25 mm, min. measuring surface 40 x 40 mm
- operating temperature $0^\circ\text{C} \sim 60^\circ\text{C}$, rel. humidity 20 – 90%RH, surface temperature $-15^\circ\text{C} \sim 60^\circ\text{C}$
- incl. 2x 1.5 V battery (type AAA, art.-no.: 90002)
- with operation manual



Anwendungsbeispiel



ART NO	μm	μm Fe	μm Nf	μm $\pm \mu\text{m}$	mm probe	mm
480238	1.0 / 2.0 / 5.0	0 – 3000	0 – 3000	3 + 5 %	integrated	110 x 50 x 25

Universal Coating Thickness Gauge • IP52

- professional, handheld device for quick and flexible coating thickness measurements
- device available with built-in probe or with external probe for flexible measurements
- combined system for measurements of non-magnetic layers on metal surfaces (Fe) and for measurements of insulating layers on non-ferrous metals (NFe)
- large display, 4 digits, alphanumeric, height 10 mm
- no calibration necessary, calibrated before delivery
- highly wear-resistant measuring pole made of tungsten carbide
- in a rugged ABS plastic housing, with rubber protective cover
- operates in any position (horizontal, vertical and upside down)
- application fields: painting companies, spray- and powder coating, automotive experts and automotive garages, steel- and automotive companies and shipbuilding, machinery, electro plating, aluminium industry, in laboratories, quality control, etc.

- rugged ABS plastic housing, with rubber protective cover, with key pad
- innovative and user friendly handling: switch on and measure
- multi-function LCD display with clear reading, autom. recognition of base material
- plastic base of the probes are shaped with a V-groove, thus ensuring vertical positioning on flat, cylindrical or curved surfaces
- magnetic induction measuring principle (Fe) and eddy current measuring principle (NFe) reading in μm and mils
- calibration-free measurements, online statistics (mean values, standard deviations, min, max)
- acoustic signal when recording measured values
- control foil and zero-standards (1x aluminium- and 1x steel plate)
- min. radius workpiece for convex surfaces 5 mm, for concave surfaces 50 mm
- min. thickness of workpiece for Fe probe 0.5 mm, for NFe probe 50 μm , min. measuring surface 10 x 10 mm
- operating temperature 0 °C ~ 60 °C, rel. humidity 20 – 90 %RH, surface temperature -15 °C ~ 60 °C
- incl. 2x 1.5 V battery (type AAA, art.-no.: 90002)
- with operation manual and wrist strap



application example

UNIT	IP 52	BATTERY
ASTM	BS	CE
	DIN ISO	

ART No	μm	μm Fe	μm NFe	$\pm \mu\text{m}$	mm probe	mm
480236	1.0 / 2.0 / 5.0	0 – 3500	0 – 3000	2 or 2 %	built-in	110 x 50 x 25
480237	1.0 / 2.0 / 5.0	0 – 3500	0 – 3000	2 or 2 %	\varnothing 24 x 45	110 x 50 x 25

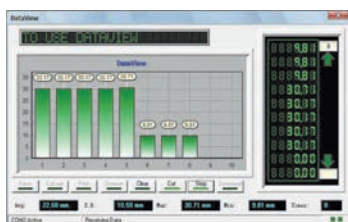
Ultrasonic Thickness Gauge

- Top-model, for various materials, such as steel, stainless steel, glass, gold, silver, non-ferrous metals, nylon, polyethylene, polystyrene, teflon, rubber, plexiglass, titanium, platinum, neoprene, a.m.o.
- pocket size instrument, for quick and flexible wall thickness measurements
- operates in any position (horizontal, vertical and upside down)
- easy to operate device, with automatic probe zero calibration

- rugged polyamid plastic housing, automatic probe identify system
- with touchscreen soft key pad, with low-high limit setting and alarm signal
- resolution in 0,01 mm/0.001" or 0,1 mm/0.01", measurements 4/s and 10/s in „fast mode“
- fast calibration on integrated 4 mm test plate (\varnothing 15 mm)
- 4-digit LCD-display with clear reading and backlight display for dark environment
- incl. interchangeable 5 MHz standard transducer (< 60 °C) with \varnothing 10 mm, for general purpose
- operating temperature -20 °C ~ +50 °C, measuring temperatur -20 °C ~ 350 °C (acc. to the probes)
- with average calculation of max. 9 readings, memory of 5.000 reading with location number
- with „low battery“ indicator, autom. power off selectable, measuring unit in mm/inch swichtable
- with selectable sound velocity range from up 1.000 m/s ~ 9.999 m/s
- with installation software on CD-Rom
- with USB data output to PC
- with 2x 1.5 V battery (type AAA, art.-no.: 609283), couplant, hand strap, operation manual
- incl. workshop calibration certificate, in sturdy plastic case



Accessories on page 236



CC	CE	NORM
CD-ROM	USB	BATTERY
	UNIT	

ART No	mm / inch		$\pm \mu\text{m}$	mm	CC
480101	0.65 – 400 mm / 0.026 – 15.7"	0.1/0.01 mm / 0.01/0.001"	0.5 % +0.1	116 x 64 x 24	inclusive

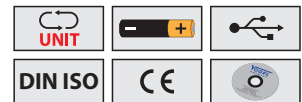
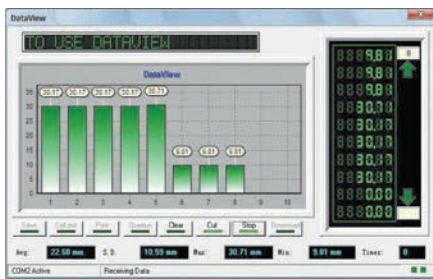
Thickness Gauges

Ultrasonic Thickness Gauge

- compact handheld measuring device for quick and location independent measuring
- with 2 external probes
- dedicated for many materials, such as steel, cast iron, nodular cast iron, aluminium, bronze, copper, zinc, etc., ceramic, glass, composites, epoxies, homogenously plastics, other ultrasonic wave well conductive materials
- large LCD display, 4-digit, in a rugged ABS plastic housing
- operates in any position (horizontal, vertical and upside down)
- with integrated steel test plate for fast calibration
- areas of application e. g.: surface technology, automotive-, metal-, machinery- and aluminium-industry, storage tanks, pressure boiler, shipbuilding, bridge construction corrosion tests, etc.

- rugged ABS plastic housing, with soft keypad
- multi-function display with clear reading, mm/inch switchable
- ON/OFF button, coupling state indication, memory function for 2000 groups
- Pre-Set function for upper and lower limit setting
- incl. software for data transmission
- with 2 external probes:
 - 1x N05/90° angle probe (ø 10 mm/5 MHz), for steel 1 – 250 mm
 - 1x N07 (ø 6mm/7MHz), for thin-walled pipes or small radii 0.75 – 50.00 mm
- operating temperature -10 °C ~ 60 °C, rel. humidity 20 % ~ 90 % RH
- incl. 2x 1.5 V battery (type AA, art. no.: 90003), couplant, operation manual

Accessories on page 236



ART N°	mm	mm N05	mm N07	sound velocity m/s	max.	mm
480261	0.01	1 – 250	0.75 – 50.00	1000 – 9999	± 0.50 % + 0.01 mm	163 x 78 x 33

Ultrasonic Thickness Gauge

- designed to measure the thickness of ferrous (Fe) or non-ferrous materials (NFe)
- dedicated for many materials, such as steel, cast iron, grey cast iron, nodular cast iron, aluminium, copper, bronze, zinc, glass (quarz), ceramics, composites, epoxies, homogenously plastics and other ultrasonic wave well conductive materials
- rugged handheld measurement device, for quick and flexible wall thickness measurements
- suitable for most metallic and non-metallic ultrasonic wave can go through, application areas are e.g. surface technology, automotive industry, storage tank, pressure boiler, shipbuilding, chemical- and petrol plants, power stations, aluminium industry, machine engineering, bridge construction, etc.
- for wall thickness checking of pressure tanks, vessels, oil tanks, chemical instruments and many others
- operates in any position: horizontal, vertical or upside down

- robust housing made of polyamide, with soft keypad
- 4-digit LCD display, with backlight, digit height 9 mm
- with integrated test block for fast calibration
- autom. calibration function, reading in mm/inch
- On/Off key and autom. power off function, with „low-battery“ indicator
- selectable sound velocity 1000 – 9999 m/s
- internal data memory for 40 measurements
- incl. exchangeable 5 MHz transducer, ø 10 mm, for standard purposes
- operation temperature 0 °C ~ +40 °C, humidity 20 % – 90 % RH
- incl. 2x battery 1.5 V (type AA, art. no.: 90003), with operation manual, wrist strap and couplant

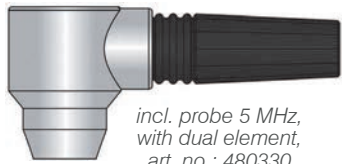
Accessories on page 236



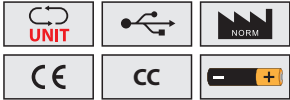
ART N°	mm	mm / inch	max.	mm
480120	0.01	0.70 – 300.00 / 0.36 – 11.80	0.50 % + 0.10	124 x 67 x 30

Ultrasonic Thickness Gauge with Echo-Echo System (A+B-Scan)

- top class device, with USB data output, with A- + B-Scan-Mode
- suitable for measuring material thickness, also through coated surfaces
- location-independent material measurement with simple operation
- dedicated for ferrous (Fe) and non-ferrous materials (NFe)
- large TFT color display (320 x 240 mm), with clear reading
- multilingual menu navigation, data transfer by USB output to PC in any windows system
- 2 – 9 average measurements, operates in any position: horizontal, vertical or upside down
- Min/Max limit setting, with alarm function, low battery indicator
- automatic probe recognition and automatic zero calibration
- integrated test plate for fast calibration
- automatic measurement and manual-measurement selectable
- automatically locates the detection point
- measurement screen is automatic frozen, which makes it easy to analyze the data for the user
- with our optional available probes our device is dedicated for materials e.g. such as: steel, cast iron, grey cast iron, nodular cast iron, aluminium, copper, brass, zinc, glass (quartz), composites, ceramic, epoxies, PVC, homogeneously plastics and other ultrasonic wave well conductive materials
- rugged housing, with soft key pad
- TFT color display, with multi-function indicator, clear reading
- integrated steel test plate for fast calibration
- autom. calibration function, values in mm/inch
- On/Off key, autom. power off, with „low-battery“ indicator
- selectable sound velocity range 1.000 m/s – 9.999 m/s
- with data memory 100 measurement in 100 different files
- incl. exchangeable 5 MHz probe, \varnothing 13,20 mm, < 60 °C, for standard purpose
- operation temperature -20 °C ~ +50 °C, rel. humidity 20 – 90 % RH
- incl. 2x 1,5 V battery (type AA, art. no.: 90003),
- with couplant, workshop calibration certificate and operation manual



Accessories on page 236



ART No	mm	mm / inch	sound velocity m/s	max.	mm	CC
480130	T-E 0.65 ~ 400.00 E-E: 3 ~ 25	0.01 / 0.001	1000 ~ 9999	±0.40 mm up to < 9.99 mm ±0.10 % + 0.04 mm up to 10.00 – 99.90 mm ±0.30 % up to > 100.00 mm	133 x 75 x 29	inclusive

Explore our **Website.**

www.vogel-germany.de




Any questions?

We are pleased to advise.


Accessories for Thickness Gauges


Accessories for Universal Coating Thickness Gauges

ART N°	suitable for model	application	article description	 µm
480310	all models	for calibration purpose	calibration foil set Fe + Ne	—
480315	480227	magnetic induction	probe F1 (Fe)	0 – 1250
480316		eddy current method	probe N1 (Ne)	0 – 1250
480322	480237	combined Fe + FNe	combined probe F (Fe) + N (NFe)	0 – 3500 0 – 3000
480323		magnetic induction	probe F10 (Fe)	0 – 10000



Accessories for Ultrasonic Thickness Gauges

ART N°	suitable for model	application	article description	 mm
480280	all models	for coupling	couplant, 60 ml	—
480288			couplant, 100 ml	
480275	480120	for standard purposes	probe, ø 10 mm 5 MHz	1,00 – 250,00
480274		for thin pipes	probe, ø 7 mm 5 MHz	0,80 – 30,00
480277		for extrem high temperatures	probe, ø 12 mm 5 MHz	3,00 – 100,00
480278		for cast iron	probe, ø 12 mm 2.50 MHz	3,00 – 250,00
480330	480130	for standard purposes and for Echo-Echo up to ø 25.0 x 3.0 mm	probe ø 13.20 mm 5 MHz (< 60 °C)	T-E: 1,44-200 E-E: 3-25
480331	480101 and 480130	for thin pipes up to ø 25.0 x 1.2 mm	probe ø 11 mm 5 MHz (60 °C)	0,80 – 300,00
480332		for extrem high temperatures up to ø 25 x 2 mm	probe ø 15 mm 5 MHz, up to 350°C	2,00 – 200,00
480333		for thin pipes up to ø 15 x 1.2 mm	probe ø 9 mm 7.50 MHz (60 °C)	0,65 – 50,00
480334		for extrem thin pipes up to ø 15.0 x 1.0 mm	probe ø 6.0 mm 10 MHz (60 °C)	0,65 – 20,00
480335	480130	for pipes up to ø 40.0 x 3.0 mm	probe ø 17 mm 2 MHz (60 °C)	2,00 – 400,00
480336		for fiberglass and composites	probe ø 26 mm 1 MHz (60 °C)	3,00 – 200,00
480337		for fiberglass and composites	probe ø 28 mm 1 MHz (60 °C)	20,00 – 590,00
480338	480132	for thin, curved surfaces	probe ø 7.50 mm 5 MHz (60 °C)	E-E: 0,200-10 T-E: 1,500-20
480341	480261	for standard purpose	probe ø 10 mm 5 MHz (60 °C)	1,00 – 250,00
480342		for thin, curved surfaces	probe ø 6 mm 7 MHz (60 °C)	0,75 – 50,00
480343		for cast iron and rough surfaces	probe ø 22 mm 2 MHz (60 °C)	2,50 – 350,00
480344		for extrem high temperatures	probe ø 14 mm 5 MHz, until 500 °C	2,00 – 100,00
489871	all models	6-step test block 1 / 3 / 5 / 10 / 15 / 20 mm		1,00 – 20,00
489872		4-step test block 1.50 / 4.00 / 10.00 / 18.00 mm		1,00 – 10,00







Electr. Digital Vibration Meter

- with integrated or with external probe, incl. workshop test certificate
- compact analyser for predictive maintenance of production machinery and for a quick checking of unbalance, misalignment, bearings and gears etc.

- two-row LCD display, for velocity and temperature, digit height 15 mm/10 mm
- accuracy $\pm 5\%$ of display value (± 2 digits)
- with external accelerometer and adapter cable
- HOLD function for holding the determined measured value
- with magnet
- with temperature measurement (C°/F°) within range $-10\text{ °C} \sim +80\text{ °C}$, accuracy $\pm 2\text{ °C}$
- rugged, polyamid plastic housing, with keypad
- large LCD display with clear reading, with backlight
- On-switch, automatic power-Off after approx. 1 min., with battery indicator
- low frequency mode "Lo-RMS" to test low vibrations
- high frequency mode "Hi-AVE" to test average acceleration
- displacement peak to peak mode "Hi-Peak"
- large frequency range: 10 Hz up to 1 kHz (Lo), 1 kHz up to 15 kHz (Hi)
- incl. 2 exchangeable probe tips, for different measuring functions:
 - short probe tip for standard vibration measurements
 - long, small probe tip for vibration measurements on small or narrow objects, etc.
 - without probe tip for vibration measurements on smooth object surfaces, etc.
- operation temperature $0\text{ °C} \sim +40\text{ °C}$, humidity 30 – 90 %RH
incl. 1x 9 V battery (type 6LR61, art.-no.: 90006), with operation manual



ART NO	 velocity Lo-RMS	 velocity Hi-AVE	 displacement, peak to peak Hi-PEAK	
480605	0.1 – 199.9 mm/s	0.1 – 199.9 m/s ²	0.001 – 1.999 mm	135 x 75 x 38

Electr. Digital Hand Tachometer


- with LCD display for optical or mechanical speed detection

- measurement accuracy is $\pm 0.02\%$ from the end value ± 1 digit
- 5 digit LCD display, sturdy ABS plastic housing
- direct and non-contact recording of rotation
- automatic Off-function, after 30 sec.
- automatic Min/Max/Average memory-function, recall by memory button
- mode function for different measurement units
- power supply via 2x 1.5 V battery (type AA, art. no.: 90003), or rechargeable batteries (optional)
- extensive accessories is included: Hand Tachometer, 10 reflective tags, adaptor for direct measuring 1:1, rubber tip, track wheel 0.1 m and 6 "
- incl. 2x 1.5 V battery (type AA, art. no.: 90003)
- operation manual and test certificate

Option

- art. no. 270160-8 set of reflective tags (10 pcs.)



ART NO	 1 / min.	measuring distance max. mm	storage temperature °C	operation temperature °C	CC
270160	1 – 99999	600 (optically)	-20 to +70	0 to +50	on request

Accessories for Hand Tachometers and Stroboscope

Accessories for Electr. Digital Hand Tachometers



ART No 270160-1



ART No 270160-2



ART No 270160-3



ART No 270160-4



ART No 270160-5



ART No 270160-6



ART No 270160-7



ART No 270160-8



ART No 90003

In each set contain:

set content	270160-1	270160-2	270160-3	270160-4	0,10 m 270160-6	6" 270160-7	270160-8	90003	
270160	—	✓	✓	✓	✓	✓	✓	✓	✓
270161	✓	✓	✓	✓	✓	✓	✓	✓	✓

ART No	product description
270160-1	adapter
270160-2	extension shaft
270160-3	change attachment
270160-4	drive cone

ART No	product description
270160-5	drive tip
270160-6	measuring wheel 0.1 m
270160-7	measuring wheel 6"
270160-8	set of reflective tags, 10 pcs.

Electr. Digital-Stroboscope • IP65

- water-, coolant proof and shock resistant hand-held device
- e.g. for use in the automotive industry and mechanical engineering
- for error analysis of high-speed industrial plants
- for optical representation of the revolutions
- in a rugged aluminium-/ABS-plastic-housing
- with modern LED technology, precise working electronic
- with auto-synchronization frequency laser function
- for non-contact measurement

- large LCD display, multiple lines, coloured lighting
- light intensity 6.500 Lux @ 300 mm, light colour approx. 6.500 K
- no wear of the high-power LEDs
- Accuracy: flash frequency (internal) and frequency measurement (external)
- resolution ± 0.1 (30 ... 999.9 FPM) ± 1 (1.000 ... 999.999 FPM)
- operation temperature 0 °C ~ 45 °C
- incl. 3x 1.5 V battery (type AA, art.-no.: 90003)
- in sturdy carrying case, with operation manual



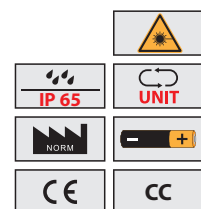
Stroboscope on:
rotations visible



Stroboscope off:
rotations not visible



LED front



ART No			flash colour			
610102	30 ~ 999.999	0.02 % (± 1 Digit)	white 6500 K	1 mW	191 x 82 x 60	inclusive

Electr. Digital Thermometer

- for quick and exact measurement of temperatures
- with external temperature probe, type K
- rugged, ABS-plastic housing, with insulating peel
- large LCD display, 3 1/2 -digit, with clear reading, with battery indicator
- On/Off button, data hold button, measuring in °C and °F, max. display 1999
- 1 input for temperature probes type K, for temperature and relative measurements
- response time approx. 2.5 sec
- storage temperature 0 °C ~ +50 °C, rel. humidity < 80 % RH
- incl. 1x 9 V battery (type 6LR61, art. no.: 90006), with operation manual

Option

- spare part temperature probe art. no. 649303



with stand



probe



bumper case



ART N°	capacity of device °C	°C a -50 °C ~ 200 °C	max. -50 °C ~ 200 °C / 200 °C ~ 1000 °C / 1000 °C ~ 1300 °C	mm
640303	-50 ~ +1300	1	±0.10 % +1.00 °C / ±0.30 % +2.00 °C / ±0.50 % +2.00 °C	147 x 71 x 34

Temperature Probe, Type K




ART N° 649300



ART N° 649301

immersion probe



ART N° 649303



ART N° 649302

surface probe



ART N° 649304



ART N° 649305



ART N° 649306

ART N°	capacity of device °C	L mm	ø mm
649300	~ +700 °C	~ 84	3
649302	~ +400 °C	~ 150	15

ART N°	capacity of device °C	L mm	ø mm
649301	~ +700 °C	~ 150	4.00
649303	~ +400 °C	~ 950	2.00
649304	~ +400 °C	~ 15	14.92
649305	~ +600 °C	~ 150	3.50
649306	~ +800 °C	~ 170	5.00

Thermometers and Surface Roughness Tester


Infrared Laser Thermometer

- pistol-sized, with K-type temperature probe and shiftable laser pointer
- for quick measuring of temperatures, by temperature probe or contactless
- the devices fulfill the strict requirements of the european national guidelines

- rugged ABS plastic housing
- large LCD display with clear reading, with backlight
- temperature reading in °C / °F, with shiftable laser pointer
- autom. power off after ~ 20 sec., response time < 0.5 sec., laser protection class II
- data hold function for short memory time of the measuring value, Min/Max-function
- average value selectable, with battery indicator
- storage temperature -10 °C ~ +60 °C, operation temperature 0 °C ~ +50 °C
- relative humidity 10 – 90 % RH, emissivity adjustable
- incl. 1x 9 V battery (type 6LR61, art. no.: 90006), with operation manual

ARTN^o 640314

ARTN^o 640317-2

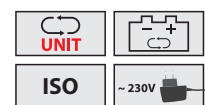


ARTN ^o	°C	°C	°C	°C	measuring optics	mm	ARTN ^o spare probe
640314	-30 ~ +550	0.1	±4 / ±4 %	±1	12:1	170 x 135 x 50	649303
640317-2	-50 ~ +1300	0.1	±2 / ±2 %	±1	16:1	170 x 135 x 50	—

Electr. Digital Surface Roughness Tester

- portable roughness measuring device for the measurement of Rz, Ra, Rq, Rt

- robust aluminium housing, Ra, Rz, Rq, Rt roughness parameters in one gauge
- large OLED display, with switchable backlight, „low-battery“ indicator
- On/Off push button, autom. shutdown after 3 min., with beep (start-test-ready)
- measuring range selectable in μm / μinch, parameter Ra (ISO and Rz DIN)
- min. probe tips curvature radius 10 microns ±1 microns, angle 90° +5° / -10°
- different display values < 12 %, error indication ±15 %
- force measurement: 0.016 N, force measurement share: 800 N/m
- working temperature -20 °C ~ +40 °C, rel. humidity < 90 %
- tracing length 6 mm, tracing speed 1.0 mm / sec., sensor pressure 0.5 N
- integrated sensor protection, with simple calibration function
- incl. roughness standard plate Ra, accuracy acc. ISO class 3
- with 3.7 V Li-Ion rechargeable battery, incl. charger 9 V AC
- incl. operation manual





ARTN ^o	μm / inch	Ra μm	Rz μm	Rq μm	Rt μm	tracing length mm	mm
657120	0.01 / 1.00	0.05 – 10.00	0.10 – 50.00	0.05 – 10.00	0.10 – 50.00	6	70 x 105 x 25

Surface Roughness Tester

Surface Finish Specimen „RUGOTEST“

- acc. to the norms NF E 05-501, ISO/R 468 and ISO 2632
- for testing surface roughness by sight and touch method (with finger-tip)
- available for all standard machining methods
- wear-resistant and made of stainless steel
- delivery with description

ART N° 651001



ART N° 651101 - 651107



ISO

ART N°	machining method	quantity of plates	comparaison range Ra μm	ISO class	\rightarrow mm \leftarrow
651001	general (standard)	27	0.05 – 12.5	N2 – N10	120 x 90
651002	sand	6	0.8 – 25.0	N6 – N11	120 x 90
651003	shot / grit (coarse + fine)	18	0.0125 – 25.0	N0 – N11	120 x 90
651101	planing	6	0.8 – 25.0	N6 – N11	110 x 50
651102	turning	6	0.4 – 12.5	N5 – N10	110 x 50
651103	face milling	6	0.4 – 12.5	N5 – N10	110 x 50
651104	surface grinding	8	0.025 – 3.2	N1 – N8	130 x 50
651105	cylindrical grinding	8	0.025 – 3.2	N1 – N8	130 x 50
651107	spark erosion	6	0.4 – 12.5	N5 – N10	110 x 50

Follow us on Facebook.

Never miss any news about our products, promotions and offers.



Any questions?
We are pleased to advise.

facebook.com/VogelGermany

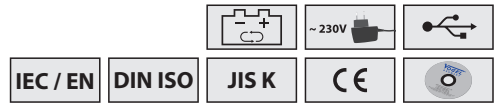
Surface Roughness Measuring Devices

Electr. Digital Surface Roughness Tester

- high performance device, for professional demand
- for measurement of roughness parameters
- R_z , R_a , R_q , R_y , R_t , R_v , R_{3z} , R_{3y} , R_{zJIS} , R_{sk} , R_{ku} , R_{sm} , R_{mr} with USB 2.0 data output
- rugged ABS plastic housing, in ergonomic design
- large OLED display with clear reading and with backlight
- comprehensive information and graphic representations
- diamond tracer tip, 90°, radius 5 μm , contact power 4 mN (0.4 gf)
- standard acc. to ISO, DIN, ANSI, JIS
- digital filter RC, PCRC, Gauss, D-T13565, data memory 2 MB + 2 GB
- with built-in and rechargeable Li-Ion battery, charger 100 – 240 V / 50/60 Hz
- up to 10 hrs. permanent use, with calendar and RTC
- On/Off button, autom. power off, battery indicator
- selectable languages: english, german, chinese
- reliable software for the electrical motor drive
- connection to PC or printer, incl. interface cable
- incl. software, ground plate, calibration test block, standard tracer (art. no.: 657210), with operation manual




extensive information and graphic representations




ART N°	R_a / R_q μm	$R_q/R_t/R_p/R_v/R_{3z}/R_{3y}/R_{zJIS}/R_{sk}/R_{ku}/R_{sm}/R_{mr}$ μm	max. %	cut-off length mm	mm	
657113	R_a 0.005 – 16.00 / 0.02 – 160.00	± 0.60 %	< ± 10	< 6	0.25 / 0.80 / 2.50	140 x 55 x 47

Accessories for art. no. 657113

- art. no. 657210 tracer, straight (standard)
- art. no. 657211 tracer, angled
- art. no. 657212 tracer, for \varnothing 3 mm bore depth
- art. no. 657213 tracer, for \varnothing 10 mm bore depth
- art. no. 657214 R_a test block
- art. no. 657218 stand
- art. no. 657219 PC software for wireless data transfer



Example for a wireless transmission



Image/Video Borescope Console • IP54 with 3.5" TFT colour monitor, with connection for all our hoses


- top model for varied industry purposes, e.g. automotive-, machinery-, pipeline-, shipbuilding-, aircraft-, turbine-, wind power industry, and many more
 - for quick, visual inspection and documentation, useful in hard to reach places
 - with 3 adjustable LED's at the hose-end
 - with USB 2.0, TV output (PAL), reset, mini-USB and micro SD slot
 - spray water proof console, acc. to DIN 40050 / IEC 60529
- sturdy industry quality, housing with rubber cover, M6 thread insert
 - 3.5 inch TFT colour monitor, monitor resolution 640 x 480 pixel
 - photo taking (JPEG 1600 x 1200) and video recording (AVI)
 - with zoom button (x2/x3/x4) and image freeze
 - 180° frame rotation and mirror image
 - 7 selectable languages, DE/EN/FR/ES/RU/JP/CN
 - ON/OFF button, date/time function, power saving mode, battery status
 - build-in flashlight (level-1/-2/-3)
 - build-in rechargeable Li-ion battery
 - incl. 4 GB memory SD card, USB power cable (USB/mini-USB), 240 V USB charger, AV cable, bracket with M6 thread, with operation manual



table stand with M6 thread



LED light (3 levels)



LED light

tube threaded connection



SD card slot


TV connection
mini USB connection



memory card
(4 GB)



extendable table stand



USB charger



Backside
rear with rubberized housing protection



Backside
rear without rubberized housing protection



USB charger cable



AV cable



Example: brake discs control



ART N^o

620003



Photo (JPG)

1600 x 1200



Video (AVI)

640 x 480



145 x 95 x 37

Photo/Video Endoscopes

Image/Video Borescope Hoses • IP67 endoscope hoses with matching threaded connection suitable for our model console (art. no.: 620003)

- different hoses available
- oil-, water- and coolant proof, acc. to DIN 40050 / IEC 60529
- sturdy industry quality, flexible and semi-rigid design
- camera resolution 300.000 pixel
- perfect image recognition in the depth of field
- lenses with bright, white LED's
- 3 times adjustable LED light, console setting
- with operation manual

More hose types available on request



hose
ø 3.70 mm or ø 4.50 mm,
with 0° lens

above: hose ø 9.00 mm,
with 0° and 90° lens



below: hose ø 3.70 mm,
with 0° lens



hose ø 9.00 mm,
with 0° and 90° lens



rubberized grip for secure grip,
only at viewing direction 0° and 90°

ART NO	hose mm	field of view °	hose-Ø mm	quantity LED	hose type	
					flexible	semi rigid
620050	1000	0	3.70	6	✓	✗
620051	3000	0	3.70	6	✓	✗
620052	5000	0	3.70	6	✓	✗
620055	1000	0	4.50	6	✗	✓
620056	3000	0	4.50	6	✗	✓
620057	5000	0	4.50	6	✗	✓
620060	1000	0 / 90	9.00	4 / 2	✗	✓
620061	3000	0 / 90	9.00	4 / 2	✗	✓
620062	5000	0 / 90	9.00	4 / 2	✗	✓

Other Digital Measuring Instruments

Electr. Digital Moisture Meter

- for measurements of wood moisture, paper, building materials, etc.
- with 4 contact pins

- rugged, polyamide housing material
- large LCD display with clear reading
- On/Off button, data hold button
- autom. power off, battery indicator
- setting the upper limit of the moisture ratio
- storage temperature -10 °C ~ +60 °C, operation temperature 0 °C ~ +40 °C, rel. humidity < 70 % RH
- incl. 1x 9 V battery (type 6LR61, art. no.: 90006), with operation manual



ART NO	 wood		 max.	 mm
641006	5 % – 40 %	1.0 %	±1.0 % Rh+0.5	129 x 63 x 32

Electr. Digital Moisture Meter

- for measurement of building materials, concrete, wood, etc.

- robust, ABS plastic housing
- large LCD display, 3 digits, with clear reading, digit height 15 mm
- On / Off key, data hold function, min / max key, measurement in digits
- depth of penetration about 20 – 40 mm
- low battery indication, backlight switchable
- storage temperature 0 °C ~ 50 °C, rel. Humidity < 80 % RH
- incl. 1x 9 V battery (type 6LR61, art.-no.: 90006), with operation manual










ART NO	 capacity device digits		 max.	 mm
641009	0 – 100	1 digit	±1 digit	180 x 45 x 35

Electr. Digital Moisture Meter

- for measurements of wood moisture, paper, carton, building material, grain, etc.
- with insulating peel
- measurement via 2 external contact pins

- rugged, polyamide housing material
- large LCD display with clear reading
- On/Off button, data hold button, button for wood density selection
- button for selection of moisture measurement / temperature measurement (in °C or °F)
- battery indicator, with backlight
- setting the upper limit of moisture ratio, rel. humidity < 70 % RH
- storage temperature -10 °C ~ +60 °C, operation temperature -10 °C ~ +40 °C
- incl. 4x 1.5 V battery (type AA, art. no.: 90003), with operation manual



ART NO	 wood		 max.	 temperature		 max.	 mm
641008	2 % – 70 %	0.5 %	±1.0 % Rh+0.5	-10 °C – 60 °C	1 °C / 2 °F	±2 °C / ±4 °F	174 x 38 x 73

Other Digital Measuring Instruments

Electr. Digital Sound Level Meter

- for sound and noise measurements acc. to the international directives whether in industry, craft, or housekeeping
- useful device for air-conditioning, aviation industry, environmental technology
- with self-calibration

- rugged, polyamide housing material
- On/Off button, data memory for 4700 measurements, slow-/fast-button, clock- and calendar indicator
- with tripod mounting screw on the rear side, autom. power off
- large LCD display, 4-digit, with clear reading, battery indicator
- frequency range 31.5 Hz ~ 8.5 KHz, A/C frequency weighting select switch, AC/DC out put
- bar graph indicator with 50 dB scale, 1 dB step, with pre-select of min/max.-value
- microphone ½ inch, electret condenser-microphone, with detachable foam ball for outside measuring
- storage temperature -20 °C ~ +70 °C, operation temperature 0 °C ~ +45 °C, DC 6 V input port, AC analog output port
- incl. 4x 1.5 V battery (type AA, art. no.: 90003), USB data cable, software, with operation manual



Option

- charging by power supply possible (only when using rechargeable batteries)



ART No	level range: dBA / dBC	dB	max. dB	linearity range dB	mm	CC
641106	40 – 80 / 50 – 100 / 60 – 110 / 80 – 130	0.10	±1.50	50	220 x 80 x 35	inclusive
641107	40 – 80 / 50 – 100 / 60 – 110 / 80 – 130	0.10	±1.50	50	220 x 80 x 35	—

Electr. Digital Luxmeter

- utilising a silicon photo diode with filter behind a large diffusor that is connected to the device by cable ensures that the light intensity can be read in all positions without restriction

- rugged, polyamide housing material
- large LCD display, 3½ digit, with clear reading
- On/Off switch, data hold switch, 3-step measurement setting function
- max. reading value 1999, test rate 0.5 sec., temperature characteristic ±0.1 % / °C
- storage temperature -20 °C ~ +70 °C, operation temperature 0 °C ~ +45 °C
- incl. 1x 9 V battery (type 6LR61, art. no.: 90006), with operation manual



ART No	LUX	LUX	< 10.000 LUX	> 10.000 LUX	mm	CC	
640342	1 – 100.000	1	±4 %	±5 % ±10 Digits	±2 %	130 x 72 x 30	on request

Electr. Digital Anemometer

- for many outdoor applications and for several industry purposes
- for to measure the wind speed in different units
- ideal device for heating- and ventilation technician, shipping industry, etc.
- with Beaufort scale display

- rugged, polyamide housing material
- with tripod mounting screw on the rear side
- large LCD display with clear reading and backlight
- wind speed unit selection: m/s; Ft/min; Knots; Km/h; Mph
- with max.-value and data hold button, average and current speed measuring, temperature reading in °C and °F, switchable
- storage temperature -20 °C ~ +70 °C, operation temperature -10 °C ~ +45 °C
- incl. 1x 9 V battery (type 6LR61, art. no.: 90006), with operation manual

- Art. no. 641205: without data output
- Art. no. 641204: without data output, with external impeller



ART No	wind speed m/s	speed m/s	temperature °C	wing speed	temperature °C	temperature °C	mm
641204	0.3 ~ 45	—	0.1	0.2°	±0.1 Digit	±2°	160 x 62 x 35
641205	0.3 ~ 30	—	0.1	0.2°	±0.1 Digit	±2°	165 x 85 x 38

Other Digital Measuring Instruments

Testboy • Magnet Field Detector, non contact

- with LED lamp, non contact
- easy and quick contact-free detection of magnetic-fields
- all permanent and synthetic magnetic fields are indicated by the tip lighting up
- the built-in magnet-field sensor allows a reliable check proper function of hydraulic and pneumatic valves, relays and contactors
- rugged ABS-plastic housing, with clip
- safe and contactless testing, works at a distance of 4 mm
- optical red LED display, with built-in permanent magnet for a quick self test
- incl. 2x 1.5 V battery (type AAA, art.-no.: 90002), with operation manual



ART N°		
640376	all magnetic fields	length x ø 160 x 25

Testboy • Brake Fluid Tester, DOT 3, DOT 4, DOT 5.1 • IP44

- fast and accurate check on the water content in the brake fluid
- thanks to various measuring ranges, user-friendly operation and compact design, the device is ideal for use in garages and motorcycle workshops
- check brake fluids DOT 3, DOT 4, DOT 5.1
- acid- and alkaline housing, with clip
- visual indicating via 3 LED's
- measuring point illumination
- incl. 2x 1.5 V battery (type AAA, art.-no. 90002), with operation manual



ART N°		
640372	DOT 3 / DOT 4 / DOT 5.1	L x ø 152 x 23.5

Electr. Digital Tire Pressure Gauge

- for quick and independent measuring of the tire pressure
- sturdy ABS plastic housing
- large LCD display with clear reading, digit height 9.5 mm
- LCD display with backlight
- lighted valve tip
- On/Off button, autom. shutdown
- units in PSI, Bar, Kg/cm², Kpa, switchable
- reading 0.1 PSI; 0.01 Bar; 0.01 Kg/cm²; 1 Kpa
- incl. 1x 3 V battery (type CR2032, art.-no.: 90112), with operation manual



ART N°	for cars				
214460	✓	PSI	Bar / Kg/cm ²	Kpa	max. %
		0 – 100	0 – 7 / 0 – 7	0 – 700	1 %



Voltage Tester

Testboy • Voltage Detector • IP44

- non-contact type, rapid detection of live conductors to e.g. cable connections, cable reels, sockets, electrical outlets, switches, etc.
- particularly well-suited for professional use and as well for hobby

- sturdy ABS-plastic housing, with clip, dustproof and spray water resistant
- contactless and safe testing, works at a distance of 4 mm
- with acoustical signal and built-in LED lamp on top, measuring range 12 V – 1000 V
- overload category CAT III 1000 V
- capacitive process
- incl. 2x 1.5 V battery (type AAA, art. no.: 90002), with operation manual



ART N°	 V AC	 L x ø
640357	12 – 1000	160 x 25

Testboy • Two Pole Voltage Tester • IP65

- the professional appearance is underlined by the mix of materials used in the plastic housing and the rubber handle
- display window made of break proof plastic, scratch resistant

- sturdy ABS-plastic housing, water- and coolant proof acc. to DIN 40050 / IEC 60529
- single pole phase testing, two pole phase sequence testing, autom. load for FI/RCD test
- autom. measurement range, autom. resistance: Is ~ 30 mA ED(DT) = 30 sec.
- operation panel: finger tip contact, continuity test 0 – 500 kOhm, with acoustical signal
- incl. 2x 1.5 V battery (type AAA, art.-no.: 90002), with operation manual





ART N°	 V AC / DC	phase indicating	overload category	 L x W x H
640332	6 – 1000 AC / DC	> 100 V AC	CAT IV 1000 V	238 x 70 x 30

Testboy • Two Pole Voltage Tester • IP44

- with 8 LED's, user-friendly design
- for measuring AC / DC, two practical functions in a single device
- the instrument has met with the approval for many customers working in the electrical- and tools branch

- sturdy ABS-plastic housing with rubber handle, dustproof and spray water resistant
- protected against voltage loads from 6 up to 400 V AC / DC
- DC and AC voltage tests with polarity indication can be performed safely
- power supply by test object
- overload category CAT III 1000 V
- with operation manual





ART N°	 V AC / DC	display	 L x W x H
640356	6 – 400	8 LED's	120 x 60 x 30

Testboy • Car Tester, Voltage Tester for 3 – 48 V • IP40

- with integrated piercing probe
perfect instrument for fault diagnostics in cars, trucks, etc.
- rugged ABS plastic housing, dust proof
- LED's with indicating 12 V / 24 V / 48 V
- power supply via test object
- protection class III, IEC/EN 61010-1
- with operation manual





ART N°	 DC	 mm
640366	3 – 48 V	145 x 25 x 16

Testboy • Electr. Digital Miniature Current Clamp • IP44

- the manual/automatic test range selector enables versatile and reliable testing
use in the service sector, in industry or in the installation
whether you want to measure a direct current as shown in the picture to check that a battery's load current will be sufficient, or the load is pulling too much and causing leakage
- the included readiness-bag keeps the device and its attachments safe, even in harsh areas or on the road
- protected housing made of sturdy ABS-plastic, dustproof and spray water resistant
- LCD display with clear reading
- voltage up to 600 V, current AC/DC up to 600 A
- overload category CAT III, 600 V, conductivity with acoustical signal, resistance 0 – 60 Ω
- with diode test, with testing lead set
- incl. 3x 1.5 V battery (type AAA, art.-no.: 90002)
- incl. operation manual



ART N°	 DC	 mm
640364	- 600 V AC/DC	- 600 A AC/DC
		208 x 75 x 35



Multimeter

Testboy • Electr. Digital Multimeter • IP44

• with LED lamp and with non-contact voltage tester
very useful instrument, especially in the field of electrical engineering

- housing is made of tough, damage-resistant ABS-plastic, dustproof and spray water resistant
- large LCD display for clear reading
- current DC and AC up to 4 A
- diode test, transistor test function, conductivity test, with acoustical signal
- incl. 1x measuring lines
- incl. 2x 1.5 V battery (typ AAA, art. no.: 90002), with operation manual






ART NO	 AC/DC	overload protection	resistance	
640382	0 – 400 V	CAT III / 300 V	2 MΩ	140 x 70 x 35

Electr. Digital Multimeter • IP44

• with solar charger on top of instrument
very useful instrument, especially in the field of electrical engineering

- housing is made of tough, damage-resistant ABS-plastic, dustproof and spray water resistant
- large LCD display clear reading, digit height 19 mm
- current DC and AC up to 20 A
- incl. thermo probe for temperature measurements
- diode test, transistor test function, conductivity test, with acoustical signal
- with battery test function
- with frequency function
- with decimal digits change
- incl. 2x measuring lines
- incl. rechargeable accu and charger cable, with operation manual



ART NO	 AC	 DC	overload category	resistance	
640384	0 – 750 V	0 – 1000 V	CAT III / 600 V CAT IV / 1000 V	60 MΩ	167 x 90 x 50

IP-Protection types overview acc. to EN 60529 (IP • International Protection)

1. Index

Degree of protection against foreign objects/particles and dust

- IP 4.. Protection against penetration of solid foreign objects von ≥ 1 mm.
- IP 5.. Protection against harmful dust deposits (dust protected).
- IP 6.. Protection against penetration of dust (dust-proof).

2. Index

Degree of protection against water

- IP ..0 no protection
- IP ..2 Protection against dripping water up to 15° tilt housing.
- IP ..4 Protection against water spray from any direction.
- IP ..5 Protection against water jets from any direction.
- IP ..6 Protection against powerful water jets from any direction.
- IP ..7 Protection against temporary immersion in water.
- IP ..8 Protected from ingress of water during immersion for indefinite period.

Tolerance limits acc. to EC-Measuring Directive 2004/22

Pocket Tapes / Steel Rules

Length	m	1	2	3	4	5	8	10
Tolerance class I	mm	±0.30	±0.40	±0.50	±0.60	±0.70	±1.00	±1.20
Tolerance class II	mm	±0.70	±0.90	±1.10	±1.30	±1.50	±2.10	±2.50

Folding Rules

Length	m	1	2	3
Tolerance class II	mm	±1.00	±1.20	±1.40
Tolerance class III	mm	±1.80	±2.20	±2.60

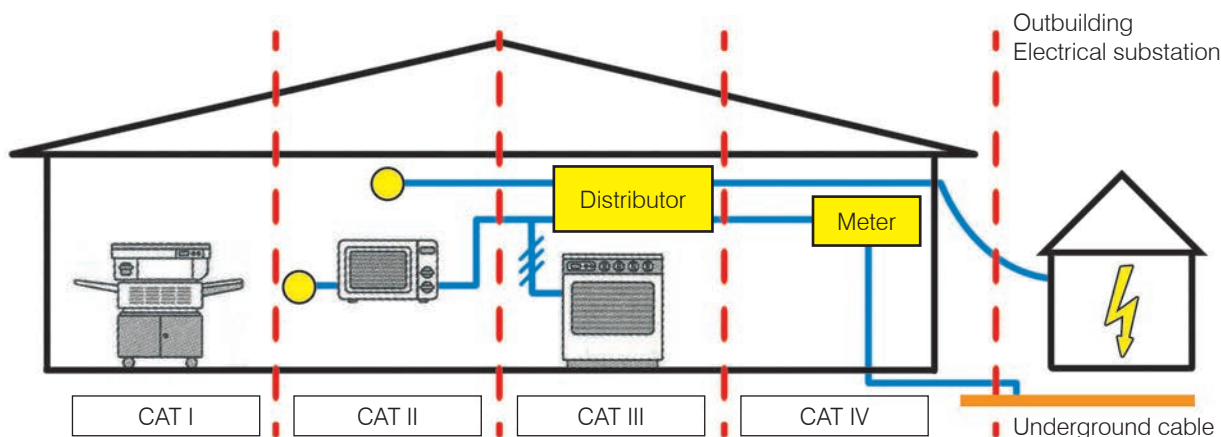
Thickness tolerances for feeler gauges and feeler gauge rolls

nominal thickness mm	0.000 – 0.024	0.025 – 0.039	0.040 – 0.062	0.063 – 0.124	0.125 – 0.159	0.160 – 0.199	0.200 – 0.249	0.250 – 0.314	0.315 – 0.389	0.400 – 0.499	0.500 – 0.629	0.630 – 0.799	0.800 – 0.999	1.000 – 1.249	
Tolerance T2	μm	±2.00	±3.00	±4.00	±5.00	±6.00	±7.00	±8.00	±9.00	±11.00	±12.00	±14.00	±17.00	±19.00	±24.00
Tolerance T3	μm	±1.50	±2.00	±3.00	±4.00	±5.00	±5.00	±6.00	±7.00	±8.00	±9.00	±10.00	±12.00	±13.00	±17.00

Measuring categories CAT I up to CAT IV

- CAT I:** approved for measurements on circuits that are not directly connected to the power grid. (e.g. specially protected devices)
- CAT II:** approved for measurements on circuits which are electrically connected directly to the low voltage grid. (e.g. household appliances)
- CAT III:** approved for measurements in building installation (e.g. as distribution, wiring, sockets, switches)
- CAT IV:** approved for measurements at the source of low-voltage installations (e.g. as meters, mains terminals, primary overcurrent protection devices)

Any questions?
We are pleased to advise!

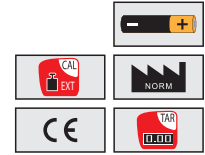


Scales

Kern • Electr. Digital Compact Scales

• entry-level model in the low cost range, with weigh-in function

- rugged plastic housing, with large LCD unit, digit height 15 mm
- easy operation by two buttons
- connector for charger
- weigh-in function, by pressing the TARE-button switches over to "0", simplifies mixing
- automatic auto-off after 3 min. without change of load to preserve the battery
- incl. 2x 1.5 V battery (type AA, art. no.: 90003), with operation manual



Option

- charger 230 V/AC (art. no.: 273998)

ART N°	max. kg	g	weighing plate-ø mm	mm
273003	0.50	0.10	150	170 x 240 x 39
273004	0.20	0.01	105	170 x 240 x 39
273006	2.20	1.00	150	170 x 240 x 39
273008	6.00	0.10	150	170 x 240 x 39

Kern • Electr. Digital Precision Scales • IP65 / IP67

- IP65: Dust and jet water proof acc. to DIN 40050 / IEC 60529
- IP67: Water and oil tight (at times) acc. to DIN 40050 / IEC 60529

- rugged metal housing, weighing plate made from stainless steel
- large LCD display, digit height 20 mm
- easy 3-/4-button operation, self-explaining
- operation by battery or main supply, switchable
- automatic power-Off after 3 min. without change of load to preserve the battery
- freely programmable weighing units
- adjusting program (CAL)
- incl. charger 230 V/AC and dust cover
- incl. operation manual



ART N°	max. kg	g	reproducibility g	linearity ± g	weighing plate mm	mm	
273320	0.5	0.1	0.1	0.2	120 x 150	170 x 150 x 40	on request
273321	5	1	1	2	120 x 150	170 x 150 x 40	on request
273322	5 7.5	0.5 1	0.5 1	1.5 3	252 x 200	285 x 255 x 90	on request
273323	8 15	1 2	1 2	3 6	252 x 200	285 x 255 x 90	on request
273324	16 30	2 5	2 5	6 15	252 x 200	285 x 255 x 90	on request

Kern • Electr. Digital Compact Scales

- industry quality design, with robust tuning fork weighing system
- with data output RS 232

- rugged metal housing, weighing plate made from stainless steel
- large LCD display, digit height 16,5 mm
- automatic power-Off after 3 min., without change of load to preserve the battery
- PRE-TARE button for manual subtraction of a known container weight
- power supply with 9 V block battery (not included)
- with animal weighing program, strong vibrations are filtered out
- incl. dust cover and operation manual
- Internal automatic adjustment, Automatic adjustment CAL for setting the accuracy using a test weight
- Capacity display and autom. reference optimization



Options

- RS-232 / Bluetooth® adapter for connecting Bluetooth® capable devices, art.-no.: 273063-1
- RS-232 / WLAN adapter for wireless connection to network and WLAN-compatible devices, art.-no.: 273063-2

ART N°	max. kg	g	verification value [e] g	minimum weight [min] g	linearity ± g	weighing plate mm	mm	
273063	0.62	0.001	—	—	0.004	∅ 140	202 x 293 x 266	on request
273064	3.2	0.01	—	—	0.02	190 x 190	195 x 290 x 90	on request
273065	12	0.1	—	—	0.2	190 x 190	195 x 290 x 90	on request
273067	0.62	0.001	0.01	0.02	0.004	∅ 140	202 x 293 x 266	on request
273068	3.2	0.01	0.1	0.5	0.02	190 x 190	195 x 290 x 90	on request
273069	12	0.1	1	5	0.2	190 x 190	195 x 290 x 90	on request

Kern • Electr. Digital Parcel Platform Scale

• cheap parcel and allround scales, for despatch weighing

- rugged metal housing, weighing plate made from stainless steel
- with wall mounting for electr. unit
- large LCD display, digit height 25 mm
- weighing units in kg or lb
- display unit placed anywhere by flexible spiral cable (approx. 2 m)
- easy 4-button operation, self-explaining
- automatic power-Off after 3 min., without change of load to preserve the battery, permissible temperature +10 °C ~ +35 °C
- with animal weighing program
- weigh-in function, by pressing TARE-button switches over to "0"
- adjusting programme (CAL) means for adjusting the precision test weights, (not included)
- mains or battery operation possible
- (6x 1.5 V battery, type AA, art. no.: 90003, batteries are not included)
- incl. charger 230 V/AC, with operation manual

Option

- stand, art. no.: 273558 (stand only)



art. no.: 273558,
stand only



ART NO	max. kg	g	readout g	linearity ± g	weighing plate mm	mm LCD	CC
273302	35	10	10	20	310 x 305 x 55	210 x 110 x 45	on request
273303	60	20	20	40	310 x 305 x 55	210 x 110 x 45	on request
273305	150	50	50	100	310 x 305 x 55	210 x 110 x 45	on request
273308	300	100	100	200	310 x 305 x 55	210 x 110 x 45	on request

Kern • Electr. Digital Parcel Platform Scale • IP65

- multimodel platform scale
- for industrial purpose, with piece-counting, reference quantities selectable
- dual range scale, automatically switches to the next higher weighing range
- dust- and splash water proof acc. to DIN 40050 / IEC 60529

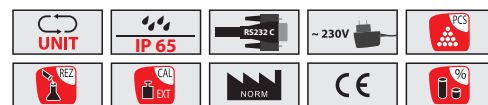
- industry scale with rugged plastic housing, stainless steel weighing plate
- with large LCD display, with backlight, digit height 25 mm
- freely programmable weighing units, e.g. in yarn length g/m, in paper weight g/m², etc.
- display unit (IP 65) placed anywhere by flexible spiral cable (approx. 1.4 m)
- easy 5-button operation, self-explaining, with animal weighing program
- with data output RS 232 C, for data-printer or computer connection
- mains or battery operation possible
- (1x 9 V battery, type 6LR61, art.-no.: 90006, batteries are not included)
- adjusting program (CAL), piece-counting (PCS), net-total weighing (REZ)
- automatic power-Off after 3 min., permissible temperature +5 °C ~ +35 °C
- incl. charger 230 V/AC, dust cover, with operation manual

Option

- stand, art.-no.: 273550



art.-no.: 273550, stand only



ART NO	max. kg	g	reproducibility g	linearity ± g	weighing plate mm	mm LCD unit	CC
273054	15 / 35	5 / 10	5 / 10	15 / 30	318 x 308 x 75	225 x 110 x 45	on request
273057	30 / 60	10 / 20	10 / 20	30 / 60	318 x 308 x 75	225 x 110 x 45	on request
273059	60 / 150	20 / 50	20 / 50	60 / 150	318 x 308 x 75	225 x 110 x 45	on request
273061	150 / 300	50 / 100	50 / 100	150 / 300	522 x 403 x 90	225 x 110 x 45	on request

Scales and Dynamometers

Kern • Electr. Digital Industrial Counting Scales

- verifiable
- entry level model into the professional-counting

- industry scale with rugged metal housing, stainless steel weighing plate
- with 3 large LCD displays, with backlight, digit height 18 mm
- verifiable weight display, reference weight, total number of pieces
- programmable via keypad: known reference weight / reference quantity
- accurate counting: the autom. reference optimization gradually improves the average value of the piece weighing
- cumulative counter memory: summing up of the same counting parts and total pieces and total weight, counting resolution: 30000 points
- acoustic beep „Fill-to-target“: target quantity and target weight programmable
- weigh-in function, by pressing the TARE-button switches over to "0", simplifies mixing
- permissible temperature -10 °C ~ +40 °C
- standard with charger, internal (please mention the country location of use) and operation manual

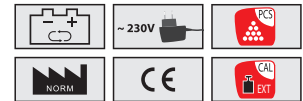


Option

- **verification** or DAKkS calibration certificate by extra charge (with **verification**: location of use with post code required - subsequently not possible)



- high mobility, thanks to battery operation
- with recessed grips



ART NO	max. kg	g	verification value [e] g	minimum weight [min] g	minimum weight g/pc.	weighing plate mm	mm	CC
273022	3	1	1	20	0.1	300 x 225	300 x 330 x 110	on request
273024	15	5	5	100	0.5	300 x 225	300 x 330 x 110	on request
273025	30	10	10	200	1	300 x 225	300 x 330 x 110	on request

Electr. Digital Force Gauges

- robust push/pull force gauge, for simple measurements

- measurement accuracy is from max. 0.5 % of capacity, data sampling rate 1000 Hz
- large LCD display with backlight
- overload protection 2 % of full scale
- reversible display with automatic direction detection
- with peak hold function, real time or peak hold mode to observe
- automatic power-Off
- incl. standard attachments and extension rod (90 mm long)
- incl. 1x 1.5 V battery (type AAA, art.-no.: 90002), charger and operation manual



standard attachments and extension rod 90 mm



ART NO	N max.	N	measuring units	mm	CC
270353	100	0.05	N / kgf / lbf / oz	195 x 84 x 35	on request
270354	250	0.10	N / kgf / lbf / oz	195 x 84 x 35	on request
270355	500	0.20	N / kgf / lbf / oz	195 x 84 x 35	on request
270356	1000	0.50	N / kgf / lbf / oz	195 x 84 x 35	on request

Electr. Digital Hanging Scale

- for mobile use
- for weighing by hand or for hanging up on an angle bracket
- sturdy ABS-plastic housing with a stainless steel hook
- large LCD display with digit height:
 - art.-no. 273087 about 13 mm / art.-no. 273082 about 11 mm
- with data hold button, display can be "frozen" for approx. 5 sec., makes reading easier
- On/Off-button, TARE-button: attach an empty vessel/container and place the display to zero
- weighing units: kg, lb and N (Newton)
- automatic power-Off
- permissible temperature +5 °C ~ +35 °C
-
- **art.-no. 273087:** - only suitable as luggage scale, **not calibratable**
 - incl. 2x 1.5 V battery (type AAA, art.-no.: 90002)
 - not calibratable (simple household scale)
- **art.-no. 273082:** - with built-in measuring tape (100 cm)
 - incl. 1x 9 V battery (type 6LR61, art.-no.: 90006), and operation manual

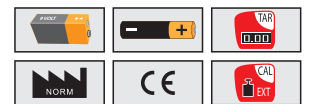
Option

- **art.-no. 273082:** DAkkS calibration certificate by extra charge (afterwards not possible)

ART N° 273082



ART N° 273087



ART N°	max. kg	g	mm	CC
273082 (Kern)	50	100	90 x 30 x 175	on request
273087 (Vogel Germany)	30	10	95 x 23 x 195	—

Kern • Electr. Digital Crane Scale

- TÜV approved crane scales acc. to the standards of EN 13155 (loose load receptor) and EN 61010-1 (electr. safety)
- **art.-no. 273100 – 273103** prof. device for rough application (industry quality)
- **art.-no. 273110 – 273111** compact crane scale (for standard purpose)
- **art.-no. 273100 – 273103** self-luminous LED display, digit height 30 mm
- **art.-no. 273110 – 273111** LCD display with backlight, digit height 23 mm
- **art.-no. 273100 – 273103** incl. remote control, up to 20 m working range
- **art.-no. 273110 – 273111** incl. infrared-remote control, up to 2.5 m working range
- with data-hold button, to hold the display value
- **art.-no. 273100 – 273103** with adaption to unstable conditions
- hook with saftey lock, made from forged steel, chromed, turnable
- standard with internal battery, incl. charge 230 V/AC
- remote control incl. 2x 1.5 V battery (type AAA, art.-no.: 90002)
- adjusting programme (CAL), weigh-in function, by pressing TARE-button switches over to "0"
- accuracy 0.2 % from [max], permissible temperature 0 °C ~ +40 °C
- incl. operation manual

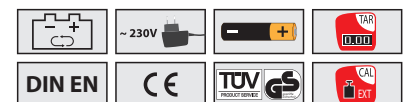

Option

- DAkkS calibration certificate by extra charge (afterwards not possible)

ART N° 273110 - 273111



ART N° 273100 - 273103



ART N°	max. kg	g	A	B	C	D	mm	CC
273100	1000	100	80	40	540	610	270 x 175 x 200	on request
273101	3000	500	75	50	540	610	270 x 175 x 200	on request
273102	5000	500	75	50	650	730	300 x 190 x 230	on request
273103	10000	1000	100	60	750	840	300 x 190 x 230	on request
273110	300	100	26	25	358	390	163 x 120 x 159	on request
273111	600	200	26	25	358	390	163 x 120 x 159	on request

Dynamometers

Kern • Electr. Digital Hanging Scale • also with IP65

- with stainless steel snap link and S-hook made from stainless steel
- art.-no. 273083 – 273086 with sturdy ABS plastic housing
art.-no. 273095 – 273097 with sturdy stainless steel housing, in IP65 design
- art.-no. 273083 – 273086 large LCD display, digit height 12 mm
art.-no. 273095 – 273097 large LCD display, at front and rear side, digit height 12 mm
- with data hold button, display can be "frozen" for some seconds, adjusting programme (CAL)
- TARE-button: attach an empty vessel/container and place the display to zero
- automatic power-Off after 3 min., without change of load to preserve the battery
- art.-no. 273083 – 273086 incl. 3x 1.5 V battery (type AA, art.-no.: 90003)
art.-no. 273095 – 273097 incl. 2x 1.5 V battery (type AA, art.-no.: 90003), incl. operation manual



ART N° 273094 – 273097

ART N° 273083 – 273086



ART N°	IP65 water- and coolant proof	max. kg	g	mm	total height incl. hooks mm	CC
273083	X	20	10	80 x 45 x 150	290	on request
273084	X	50	100	80 x 45 x 150	290	on request
273085	X	100	200	80 x 45 x 150	290	on request
273086	X	200	500	80 x 45 x 150	290	on request
273095	✓	50	100	95 x 55 x 175	315	on request
273096	✓	100	200	95 x 55 x 175	315	on request
273097	✓	200	500	95 x 55 x 175	315	on request

Test Weights

- for checking of measurements and scales
- available as single weights or in sets
- M1-Quality Class, stainless steel made, finely turned
- DAkkS calibration certificate (with extra charge)
- in a plastic case with soft insert (wooden case on request)


Other weights or set-components are available on request!



ART N°	kg	max. ± mg	CC	ART N°	kg	CC
Quality Class M1				Set-Components Quality Class M1		
273266	0.10	5	on request	273282	0.001 – 0.50	on request
273268	0.50	25	on request	273283	0.001 – 1.00	on request
273269	1.00	50	on request	273285	0.001 – 5.00	on request
273270	2.00	100	on request	—	—	—
273271	5.00	250	on request	—	—	—



Precision measuring tools and test instruments

Follow us on Facebook and never miss any news about our products, promotions and offers 

- ✓ highest quality
- ✓ large product range
- ✓ best service

[Discover now](#)

 facebook.com/VogelGermany



Miscellaneous

Magnifiers, Lamps and Inspection Tools	262 – 267
Magnifiers and Lamps	262 – 263
Magnifiers and Lenses	264 – 265
Inspection Tools	266 – 267
Liquid Measuring	268
Liquids	268
Refractometers	268
Stopwatches and Counters	269 – 271
Stopwatches	269
Stroke Counters	270
Handpiece Counter and Length Counter	271
Data Processing and Digital Equipment	272



Image Directory • Miscellaneous

				
Page 262	Page 262	Page 262	Page 262	Page 263
				
Page 263	Page 263	Page 263	Page 264	Page 264
				
Page 264	Page 264	Page 266	Page 265	Page 265
				
Page 265	Page 266	Page 266	Page 266	Page 267
				
Page 267	Page 267	Page 267	Page 267	Page 267
				
Page 267	Page 267	Page 268	Page 268	Page 268
				
Page 268	Page 269	Page 269	Page 269	Page 270

				
Page 270	Page 270	Page 270	Page 271	Page 271
				
Page 271	Page 271	Page 271	Page 272	Page 272
				
Page 272	Page 272	Page 272	Page 272	Page 272
				
Page 272	Page 272	Page 272	Page 272	Page 272
				
Page 272	Page 272	Page 272	Page 272	Page 272



Magnifiers and Lamps

LED Handheld Magnifier

- with 3 powerful bright LED lights

- high tech optic, hardened lens surface
- frame and handle made of rugged ABS plastic
- incl. 3x 1.5 V battery (type AAA, art. no. 90002), with operation manual



ART No	size of lense ø mm	magnification	quantity LEDs	LED light colour	→ mm ←
600145	75	3.00 x	3	white	195 x 85 x 30
600148	90	2.50 x	3	white	210 x 105 x 30

LED Handheld Magnifier

- very popular model

- allicate glass optic, scratch-resistant and solvent-resistant
- with high power LED, rugged ABS-plastic housing
- with aplanatic lens
- incl. 3x battery 1.5 V (type AAA, art.-no.: 90002)



ART No	size of lense ø mm	magnification	→ mm ←
600166	30	10x	38 x 105 x 25
600167	21	15x	38 x 105 x 25

Magnifier with LED Lamp

- in pocket size
- with 3 magnifying lenses

- 3x, 5x and 7x magnification
- with one extra bright LED lamp
- in a rugged ABS-plastic housing
- incl. 2x 3 V battery (type CR2032, art. no.: 90112)



ART No	magnification	field of view mm	→ mm ←
601230	3x / 5x / 7x	50 x 50 / 25 x 20 / 25 x 20	117 x 61 x 9

Head-Wearing Magnifier

- with swiveling LED-Lamp, detachable
- total new model with 2 powerful LED lights
- ideal for technicians, watchmakers, electronics techn. , dentists, etc.

- frame is made of high-quality plastic
- forehead and headband with adjusting screws for perfect fit
- with 5 different lenses of high-quality, with special surface treatment
- 11 magnification possibilities with 2 attachable lenses, up to 6x magnification
- incl. 3x 1.5 V batteries (type AAA, art. no.: 90002), with operation manual



swiveling lens



5 different lenses



removable LED



ART N ^o	magnification possibility	quantity lenses	field of view mm	quantity LEDs	LED light colour	working distance mm
600230	1.00 - x / 1.50 - x / 2.00 - x / 2.50 - x / 3.00 - x / 3.50 - x / 4.00 - x / 4.50 - x / 5.00 - x / 5.50 - x / 6.00 - x	5	110 x 40	2	white	60 - 350

Professional LED Illuminated Magnifier

- with articulated arm
- adjustable at any position, with 360° rotation


- metal body, powder coated, insulation lamp housing made of rugged plastic
- with extra large and precision glass lens, 3 dpt.
- with table clamp, cable inside of the arm, overload category CAT I
- with extra bright LED's, mounted around the lens



ART N^o 600354



ART N^o 600350



ART N ^o	voltage	magnification	field of view mm	total throat mm
600350	230	1.75 x	∅ 127	900
600354	230	1.75 x	190 x 160	900

LED Work Lamp

- modern work lamp
- designed for universal working places

- sturdy housing
- with rubber covered handle
- with hand strap, ON/OFF pressure switch
- 52 bright white LED's at the side and one LED at the top
- incl. 3x 1.5 V battery (type AA, art. no.: 90003)



magnetic bottom



ART N ^o	quantity of LED's	LED light colour	mm
600025	52 + 1	white	280 x 42 x 42

Magnifiers and Lenses

Precision Technical Magnifier

- with LED-Light and exchangeable scales
- tempered glass-lenses, housing made of aluminium / ABS / PE
- delivery with crosshair at:
 - art. no. 601126 = 10 – 0 – 10 mm scale, graduation 0.10 mm, scale-ø 26 mm
 - art. no. 601135 = 12 – 0 – 12 mm scale, graduation 0.10 mm, scale-ø 35 mm
- adjusting by focus-ring, exchangeable measuring scales
- attachable LED unit, bright, white LED light
- incl. 3x 1.5 V battery (type LR41, art. no.: 90203)

ART N° 601126

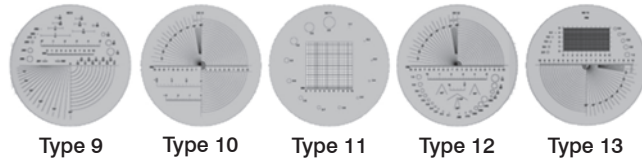



ART N° 601135



Exchangeable Scales

- tempered glass lenses, please mention type code and outside diameter!



ART N°	size of lens ø mm	magnification	→ mm ←
601126	18.50	10 x	95 x 70 x 65
601135	21.00	10 x	95 x 70 x 65

Watchmaker Magnifiers and Stone Magnifiers

- suitable for craftsmen and industry
- biconvex silicate lens
- flame resistant plastic housing, with air hole to cope up with steaming



ART N°	size of lens ø mm	magnification
600194	25	7 x
600195	25	10 x

Technical Stand Magnifiers

- with measuring scale
- for precise measurements between scale lines, spaces, etc.
- adjustable aplanatic lens
- black chromed metal housing
- stainless steel scale, with clear graduation

More scales as spare part are available on request!



ART N°	size of lens ø mm	magnification	length of scale mm	mm	possibility of reading mm	CC
600178	20	10 x	10	0.10	0.025	on request
600180	20	8 x	10	0.10	0.025	on request
600179	20	6 x	20	0.10	0.025	on request

Linen Testers

- product for highest demands
- biconvex lens, optically ground silicate glass
- precision brass body, satin chromed



ART N°	size of lense ø mm	magnification	height mm	cut-out mm
600200	12.50	12x	23	10 x 10
600201	14.50	10x	27	15 x 15
600202	17.50	8x	33	20 x 20
600204	31.50	5x	53	30 x 30

Precision Folding Magnifier

- popular technical folding magnifier
- compound triple lens, aplanatic lens precision glass optic
- polished chrome plated metal housing, with loop
- metal lens frame, wrapped with black rubber



ART N°	size of lense ø mm	magnification	→ mm ←
600150	18	10x	35 x 23 x 18

Precision Folding Magnifier

- proven technical folding magnifier
- precision glass optics
- satin chrome plated brass housing, with loop
- black lacquered metal lens frame



ART N°	size of lense ø mm	magnification	type of lense		→ mm ←
			aplanatic	biconvex	
600153	20.30	10x	✓	—	39 x 39 x 34
600159	30.00	4x + 6x = 10x	—	✓	42 x 27 x 56

Inspection Tools

Inspection Tool Kit

- multipart set, especially for garages, mechanics, plumbers, etc.
- well assembled kit for professional users

5-piece set, contents:

- stainless steel telescope bar with quick release, non-slip grip, 530 mm working length
- socket with ultra bright NICHIA LED-Licht, incl. 3x 1.5 V battery (type LR44, art. no.: 90213)
- socket with powerful magnet, 8lb, for to pick up and hold metal objects in hard to reach places
- inspection mirrors, with perfect reflection, no deterioration in the mirror mounted in a stainless steel frame, 360° rotatable, one mirror in ø 50 mm and one mirror rectangular 60 x 40 mm

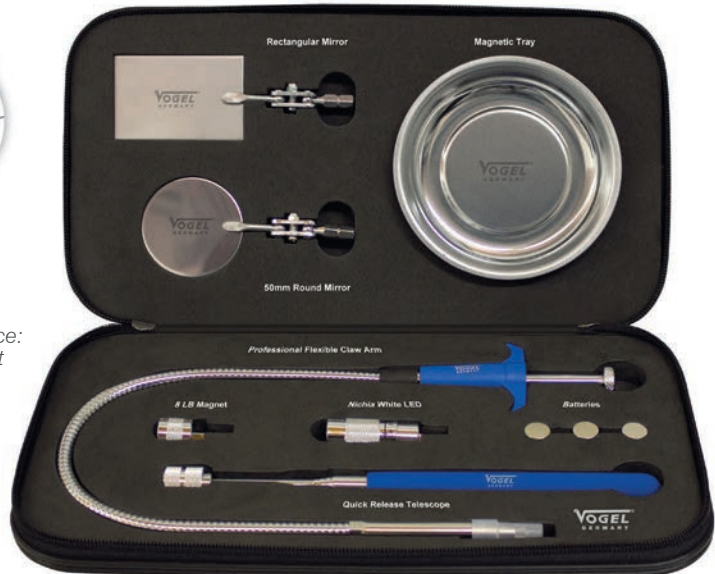
7-piece set, contents:

- quality claw pick-up device, semi-rigid hose, 400 mm length
- stainless steel telescope bar with quick release, non-slip grip, 530 mm working length
- socket with ultra bright NICHIA LED light, incl. 3x 1.5 V battery (type LR44, art. no.: 90213)
- socket with powerful magnet, 8lb, for to pick up and hold metal objects in hard to reach places
- inspection mirrors, with perfect reflection, no deterioration in the mirror mounted in a stainless steel frame, 360° rotatable, one mirror in ø 50 mm and one mirror rectangular 60 x 40 mm
- stainless steel tray, ø 110 mm, with powerful permanent magnetic bottom for small parts

ART^{NO} 474470



ART^{NO} 474471



Price / Performance:
good - excellent



ART ^{NO}	set	telescope bar	LED	mirror ø 50 mm	mirror 60 x 40 mm	magnet	claw pick-up	magnetic tray
474470	5-pcs.	✓	✓	✓	✓	✓	✗	✗
474471	7-pcs.	✓	✓	✓	✓	✓	✓	✓

Magnetic Tray

- stainless steel, polished
- with powerful permanent magnet bottom



ART ^{NO}	Gauss	mm
474475	1000 – 1200	ø 150

Magnet Lifter

- professional model for the technician
- with quick release and telescope bar

- socket with magnet
- telescope bar, stainless steel
- 360° rotatable and swivel joint
- insulated handle, with clip



INOX 



kg

8

ART N°

474441



mm

~ 650

Magnet Lifter

- with telescope bar

- telescope bar, stainless steel, with clip
- art.-no. 334614 additionally with scriber



INOX 



kg

3.5

ART N°

474442

334614



mm

~ 530

~ 650

Professional Inspection Mirror

- with telescope bar

- stainless steel telescope bar
- 360° rotatable and swivel joint
- insulated handle



INOX



ø 40

ø 50

43 x 65

ART N°

474452

474453

474454



mm

~ 610

~ 620

~ 620

Professional Inspection Mirror

- with telescope arm and LED light

- stainless steel telescope bar
- 360° rotatable and swivel joint
- detachable LED light (switchable) and with clip
- incl. 3x 1.5 V battery (type LR41, art.-no.: 90203)



bright LED light, detachable

LR41
1.5V



ø 26

ART N°

474465




mm

~ 610

Professional Inspection Mirror

- with 5x magnification and telescope bar

- stainless steel telescope bar
- 360° rotatable and swivel joint
- insulated handle



Mirror image with
5x magnification

INOX



ø 24

ø 55

ART N°

474460

474461



mm

~ 610

~ 510

Liquid Measuring

EMIL OTTO • Dressing Paste

- the test pieces are covered with the dressing paste, then moved one after the other or on a dressing plate: by this the paste forms a colour coat, showing the evenness
- easy to remove
- 2 different colours available
- delivery in a tube or in a plastic box



ART ^{NO}	colour	contents ml	tube	box
262631	blue	80	✓	—
262632	blue	250	—	✓
262641	red	80	✓	—
262642	red	250	—	✓

EMIL OTTO • Special Cleaner

- this cleaner dissolves dressing paste, marking ink etc.
- skin friendly (art. no.: 262645)
- delivery in a spray can or canister

ART^{NO} 262645



ART^{NO} 262644



ART ^{NO}	contents ml	spray can	canister
262644	1000	—	✓
262645	500	✓	—

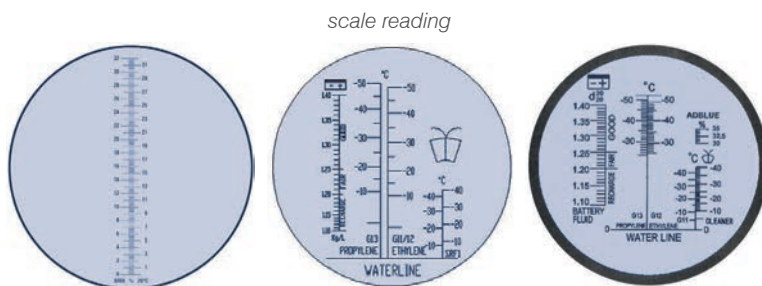
Hand-Held Refractometer

- refractometers are optical precision instruments for measuring the optimal concentration of liquids
- rugged stainless steel housing with rubber handle
- with adjusting screw, folding cover, okular with rubber eye cup, quality optic
- incl. operation manual

ART^{NO} 653200



Further instruments available on request



ART^{NO} 653200

ART^{NO} 653210



ART^{NO} 653211

ART ^{NO}	application range			
653200	lubricants, coolant liquids, fruit, juices, wines, etc.	0 – 32 % Brix	±0.20 %	170 x ø-29
653210	automotive industry (standrad)	E: -40 °C – 0 °C P: -50 °C – 0 °C B: 1.10 – 1.40 SG	±5 °C ±5 °C ±0.01 SG	153 x ø-29
653211	automotive industry (universal with Adblue) Adblue concentration, coolant liquids, antifreeze, detergents and battery acidity	Adblue: 30 – 35 % E: -40 °C – 0 °C P: -50 °C – 0 °C B: 1.10 – 1.40 SG	5 °C 5 °C 0.01 SG	170 x ø-29

Electr. Digital Stopwatch

- for standard requirements
- with 2-button-operation
- sturdy ABS-plastic housing
- LCD display with clear reading
- start / stop / reset-addition / split / dual measuring
- incl. 1x 1.5 V battery (type SR54, art.-no.: 90310), with lanyard and operation manual



ART N°	 sec.	indicating range hrs. / min. / sec.	LCD digits	digit height mm	 mm
580210	1/100	9 / 59 / 59.99	7	6.5	66 x 70 x 21

Electr. Digital Stopwatch • IP54

- for standard requirements
- with 3-button-operation
- sturdy ABS-plastic housing
- splash water proof acc. to DIN 40050 / IEC 60529
- LCD display with clear reading
- start / stop / reset-lap / split / daytime / date / alarm with snooze
- art.-no. 580505 with 1.5 V battery (type LR44, art.-no.: 90213), art.-no. 580506 with 3 V battery (type CR2032, art.-no.: 90112)
- with lanyard, protection pouch and operation manual

additional functions for art.-no. 580506

- memory for 10 laps
- recall of lap and split times

ART N° 580505



ART N° 580506



ART N°	 sec.	indicating range hrs. / min. / sec.	LCD digits	digit height mm	 mm
580505	1/100	9.00 / 59.00 / 59.00	6	11	85.50 x 64.00 x 22.00
580506	1/100	9.00 / 59.00 / 59.99	7	5 / 4	85.50 x 64.00 x 22.00



Send us a
partnership request



Complete catalogue
assortment searchable
on OXOMI.com

OXOMI.com

Stroke Counters

Stroke Counters

- zero reset by means of turning knob
- adding in one stroke direction
- the lever can be relocated at any position of the driving shaft and returns automatically to the basic position

- movement of stroke min. 38°, max. 60°
- driving shaft righthand side or lefthand side available



ART N° 477003



driving shaft at right side



ART N°	ART N°	revolution max. 1/min.	quantity of digits	digit height mm	driving shaft-ø mm	base plate mm	height mm
477001	477002	500	5	4.5	4.0	40 x 46	27.5
477003	477004	500	5	4.5	4.0	60 x 29	27.5

driving shaft at left side



ART N°	ART N°	revolution max. 1/min.	quantity of digits	digit height mm	driving shaft-ø mm	base plate mm	height mm
477005	477006	500	5	4.5	4.0	40 x 46	27.5
477007	477008	500	5	4.5	4.0	60 x 29	27.5

Stroke Counters

- zero reset by means of detachable key
- adding in one stroke direction
- the lever can be relocated at any position of the driving shaft and returns automatically to the basic position

- movement of stroke min. 38°, max. 60°
- driving shaft righthand side and lefthand side



ART N° 477010



driving shaft at right and left side



ART N°	ART N°	revolution max. 1/min.	quantity of digits	digit height mm	driving shaft-ø mm	base plate mm	height mm
477010	477011	500	6	4.5	4.0	60 x 70	28.0
477012	477013	500	7	7.0	7.0	120 x 64	45.0

Piece/Length Counters and Measuring Wheels

Mechanical Manual Piece Counters

- for counting the number of people in cinemas, at sporting events, at ski lifts, etc.
- also for counting piece parts when taking inventory, during production or when counting traffic
- sturdy metal housing
- available with retaining ring, table mounting or wall mounting

ART N° 477103



ART N° 477101



ART N° 477102

ART N° with retaining ring	ART N° with table mounting	ART N° with wall mounting	quantity of digits	digit height mm	housing-ø mm	base plate-ø mm
477101	477102	477103	4	4.50	47	65

Length Counter (Meter Counter)

- zero reset by means of detachable key
- adding in one turning direction and in backwards turning minus
- standard: 5 rev. = 10 figures = 1.0 m by 20 cm measuring wheel circumference
- measuring range: 99.999,9 m (red decimal display)
- revolution max. 100 m/min. with measuring wheel
- revolution max. 300 m/min. without measuring wheel
- driving shaft righthand side and lefthand side



driving shaft at right and left side



ART N°	revolution max. 1/min.	quantity of digits	digit height mm	driving shaft-ø mm	base plate mm	height mm
477130	100 / 300	6	4.50	4	60 x 70	28

Measuring Wheels









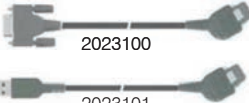




















- made from various material and with several surfaces

Other bore hole- and wheel-diameters on request!



ART N°	measuring wheel-circumference cm	bore hole-ø mm	plastic / hytel ribbed	aluminium / rubber nap version	aluminium / knurled
477140	20	4	✓	—	—
477141	20	4	—	✓	—
477142	20	4	—	—	✓

Data Processing

	ART N°	article description		ART N°	article description
 <p>compatible with</p> 	2040101	WiFi	 <p>compatible with</p> 	3420195	<p>USB - Mini-USB interface box with data key and with foot switch port</p> <p>optional, additional available: foot switch (art.-no.: 209011)</p>
 <p>compatible with</p> 	2040102	WiFi Mini-USB	 <p>compatible with</p> 	230139	<p>USB - Mini-USB interface box with data key and with foot switch port</p> <p>optional, additional available: foot switch (art.-no.: 209011)</p>
 <p>2023100</p> <p>2023101</p> <p>Software</p> 	2023100	PROXIMITY - RS232 Software	 <p>compatible with</p> 	209001	Interface USB - Mini-USB, 0.01 mm / 0.001 mm, with data key
 <p>Software</p> 	2023101	PROXIMITY - USB Software		209010	foot switch made of metal, with cinch plug 2.5 mm
 <p>Software</p> 	2424101	POWER - USB, external power Software		209011	foot switch made of metal, with cinch plug 3.5 mm
	2020188	USB - RS232, adapter (optional suitable for 2323100)		2023105	wireless data transfer transmitter module for measuring devices with proximity interface
 <p>compatible with</p> 	2420192	USB - Mini-USB (with data key) optional, additional available: foot switch (art. no. 209011)		2023104	wireless data transfer USB receiver (up to 15 m distance)
 <p>compatible with</p> 	2420194	USB-PC - Duo-Data output interface box with data key and with foot switch port (connectivity also for Mitutoyo Digimatic measuring devices) optional, additional available: foot switch (art.-no.: 209011)		2023106	wireless data transfer USB receiver Bluetooth®
				2023106S	wireless data transfer USB receiver Bluetooth®
				209000	Bluetooth® transmitter
				209009	Bluetooth® transmitter Mini-USB



If precision

is most important

Our Universal Square is one of more than 4,500 quality products.





+ Saliger-Gruppe^{GmbH}

Strong Partnership

Vogel Germany and the Saliger-Gruppe have agreed on a far-reaching cooperation in the procurement and calibration of measuring equipment. With this cooperation, Vogel Germany is strengthening its offer of having measuring equipment tested in an independent calibration laboratory. The Saliger-Gruppe offers a cross-industry and manufacturer-independent DAkkS-accredited calibration service. In addition to factory calibrations, DAkkS calibrations can be offered for the almost complete range of Vogel Germany.

In order to be able to offer its customers an accelerated and simplified process flow, Vogel Germany has chosen this further route of combining calibration service with the procurement of new measuring equipment. In cooperation with the Saliger-Gruppe, the procurement of measuring equipment for the customers of the Saliger-Gruppe is taken over by Vogel Germany.

Riccardo Pellegrini, Managing Director of Vogel Germany: "We are pleased to have this strong partnership with the Saliger-Gruppe. The focus of the cooperation is an improved service for all aspects of measuring equipment. This will be reflected above all by a strong simplification in the complex procurement of measuring equipment and its calibration for the customer, as this service is available from a single source. The Saliger-Gruppe offers a variety of calibration options that gives our customers real added value."

Ulrich Saliger, Managing Director of the Saliger-Gruppe: "Looking for a way to redesign our Saliger measuring equipment sales department, we are happy to have entered into close cooperation with Vogel Germany. In times of increased demands on the calibration business, our main concern is to be able to continue to offer our customers a comprehensive range of services. The cooperation with Vogel Germany enables us to concentrate on our core competencies and at the same time to expand the product portfolio for our customers."

Inquiries can now be submitted to your usual contact person or by email to info@vogel-germany.de or by telephone on +49 2832 9239-0.

Our certified QM-System is constantly controlled and improved by internal and external Audits of **TÜV Rheinland**.



Calibration certificates for our products on request, please!



Workshop Calibration Certificate in german or english language, acc. to DIN/ISO etc.

Scope: Calibration certificate indicating the deviation and limits of normal and with the test curve(s) for the measured according to the criteria of standards, confirmation of their performance. Confirmation of traceability to national normal, indicating an identification number.

Validity: Individually for each single instrument/device. Period of validity in accordance with your quality management manual (usually 12 month)

Price: See our price list, prices valid only for initial delivery from the factory, price for re-calibration on request, please.



Calibration test report by an accredited testing laboratory

Scope: As mentioned above, calibration test report as mentioned above, but accredited by testing laboratory.

Validity: Individually for each single instrumen/device. Period of validity in accordance with your quality management manual (usually 12 month)



Price: see price list, prices valid only for initial delivery from the factory, price for re-calibration on request, please.

Steel Rules

- Scales above and below





example

	
250	1094001
500	1094005
1000	1094010
2000	1094020
4000	1094040
6000	1094060
8000	1094080
12000	1094120


Circumference Measuring Tapes




example

	
1000	1894001
5000	1894005
10000	1894010
20000	1894020

Graduated Straight Edges





example

			 DIN 866	 DIN 866
500		1694005	1694005-866	1694005-DKD
1000		1694010	1694010-866	1694010-DKD
1500		1694015	1694015-866	—
2000		1694020	1694020-866	—

Electr. Digital Scales



example

	
1000	1094490

Calibration

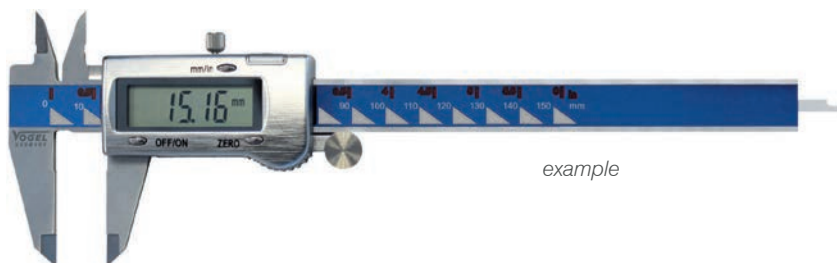
Pocket Measuring Tapes



example

max. mm	CC	CC Dakks
5000	1494305	1494305-DKD
10000	1494310	1494310-DKD
20000	1494320	1494320-DKD
50000	1494350	1494350-DKD


Calipers






example

max. mm	CC	CC Dakks
200	2094101	2094101-DKD
300	2094103	2094103-DKD
500	2094105	2094105-DKD
1000	2094110	2094110-DKD
2000	2094120	2094120-DKD




Height Measuring Devices, Marking Devices and Height Calipers



		
300	3494110	3494110-DKD
600	3494111	3494111-DKD
1000	3494112	3494112-DKD


External Micrometers



		
25	2394000	2394000-DKD
100	2394001	2394001-DKD
200	2394002	2394002-DKD
300	2394003	2394003-DKD
600 - 1000	2394004	—

Calibration

Indicator Snap Micrometers



example

max. mm	CC	CC Dakks
25	2394190	2394190-DKD

Gear Tooth Outside Micrometers



example

max. mm	CC
25	2394420
100	2394421
600	2394422
1000	2394423

Setting Gauges for Micrometers



example

100	2394006	2394006-DKD
300	2394007	2394007-DKD
500	2394008	2394008-DKD
1000	2394009	—

Thread Flanks Measuring Inserts and Measuring Ball Holders



example



2394042

Thread Setting Gauges



example

100	23940421
200	23940422
500	23940423
1000	23940424
> 1000	23940425

2-Point Internal Micrometers



example

50	2394040	2394040-DKD
200	2394043	2394043-DKD
500	2394045	2394045-DKD
1000	2394046	—
1500	2394047	—

2-Point Internal Micrometer Extensions






example

1000	2394055	—


3-Point Bore Micrometers






example

		
50	2394020	2394020-DKD
100	2394021	2394021-DKD
180	2394023	2394023-DKD
250	2394024	—

Depth Micrometers and Extensions



example

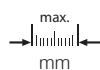
		
Depth Micrometers		
25	2394500	2394500-DKD
>25	2394501	2394501-DKD
Extensions		
100	2394502	2394502-DKD
200	2394504	2394504-DKD
500	2394505	2394505-DKD

Calibration

Dial Indicators



example



0 - 30	2494200	2494200-DKD
30 - 50	2494201	2494201-DKD
50 - 100	2494202	2494202-DKD
100 - 150	2494203	2494203-DKD

Dial Test Indicators



example



2494600	2494600-DKD
---------	-------------

Digital Protractors



example




3294020



3294020-DKD

Protractors



example




3294025



3294025-DKD

Precision Knife Straight Edge



example

300	3194302	3194302-DKD
800	3194303	3194303-DKD

Precision Squares and Bevel Edge Squares



example

100	3194100	3194100-DKD
300	3194300	3194300-DKD
600	3194600	3194600-DKD
800	3194800	—

Center Squares, Acute Angle Squares and Mitre Squares




example



3194253

Feeler Gauges

- each blade



example



4194000




only tolerance class 3

4194000-DKD

Please specify tolerance class

Welding Gauges



example



4794000

Limit Plug Gauges




example

 max. mm		
3	3994020	3994020-DKD
10	3994021	3994021-DKD
60	3994022	3994022-DKD
100	3994023	3994023-DKD
180	3994024	3994024-DKD
> 180	3994025	—

Setting Ring Gauges



example

 max. mm		
3	3994040	3994040-DKD
10	3994041	3994041-DKD
180	3994042	3994042-DKD
> 180	3994043	—

Limit Thread Plug Gauges



example

		
3	3994050	3994050-DKD
90	3994051	3994051-DKD
>90	3994052	3994052-DKD

Limit Thread Ring Gauges




example


		
3	3994070	—
100	3994071	3994071-DKD
>100	3994072	—

Calibration

Parallel Gauge Blocks made of steel and ceramic



example

 max. mm		 only steel
100	3594001	3594001-DKD
200	3594002	3594002-DKD
500	3594003	3594003-DKD
1000	3594004	3594004-DKD

Digital Luxmeter



example



6494340

Sound Level Meter



example



6494101



6494101-DKD

Electr. Digital Protractors



example



3294010

Calibration

Coating Thickness Gauges



example



4894200

Layer Thickness Calibration Films



example



4894201

Digital Rebound Hardness Tester



example



6594600

Surface Roughness Tester



example



Calibration Test Block

6594100



Surface Roughness Tester

6594111

Hand Tachometer



example





2794110





2794110-DKD


Index by Art. No.


ART NO	
1001040010	24
1001040015	24
1001040020	24
1001040030	24
1001240050	24
1001240100	24
1001260030	24
1001260050	24
1001260100	24
1008110050	27
1008110100	27
1008110150	27
1008110200	27
1008120050	27
1008120100	27
1008120150	27
1008120200	27
1010010010	20
1010010010-0-	26
1010010015	20
1010010015-0-	26
1010010020	20
1010010020-0-	26
1010010025	20
1010010030	20
1010010030-0-	26
1010010035	20
1010010040	20
1010010040-0-	26
1010010050	20
1010010050-0-	26
1010010060-0-	26
1010010080-0-	26
1010010100-0-	26
1010020010	20
1010020010D	24
1010020015	20
1010020015D	24
1010020020	20
1010020020D	24
1010020025	20
1010020025D	24
1010020030	20
1010020030D	24
1010030010	20
1010030015	20



ART NO	
1010030020	20
1010030025	20
1010030030	20
1010060015	27
1010060030	27
1010060050	27
1011010010	21
1011010015	21
1011010020	21
1011010025	21
1011010030	21
1011010035	21
1011010040	21
1011010050	21
1011020010	21
1011020015	21
1011020020	21
1011020025	21
1011020030	21
1011030010	21
1011030015	21
1011030020	21
1011030025	21
1011030030	21
1011060015	27
1011060030	27
1011060050	27
1012010010-0-	26
1012010015	20
1012010015-0-	26
1012010020-0-	26
1012010030	20
1012010030-0-	26
1012010040	20
1012010040-0-	26
1012010050	20
1012010050-0-	26
1012010060	20
1012010060-0-	26
1012010080	20
1012010080-0-	26
1012010100	20
1012010100-0-	26
1012010150	20
1012010200	20
1012010250	20

ART NO		ART NO	
1012010300	20	1013010400	21
1012010350	20	1013010500	21
1012010400	20	1013010600	21
1012010500	20	1013020015	21
1012010600	20	1013020030	21
1012020015	20	1013020040	21
1012020030	20	1013020050	21
1012020040	20	1013020100	21
1012020050	20	1013020150	21
1012020050D	24	1013020200	21
1012020100	20	1013020250	21
1012020100D	24	1013020300	21
1012020150	20	1013020350	21
1012020200	20	1013020400	21
1012020250	20	1013020500	21
1012020300	20	1013020600	21
1012020350	20	1013030015	21
1012020400	20	1013030030	21
1012020500	20	1013030040	21
1012020600	20	1013030050	21
1012030015	20	1013030100	21
1012030030	20	1013030150	21
1012030040	20	1013030200	21
1012030050	20	1013030250	21
1012030100	20	1013030300	21
1012030150	20	1013030350	21
1012030200	20	1013030400	21
1012030250	20	1013060030	27
1012030300	20	1013060050	27
1012030350	20	1013060100	27
1012030400	20	1016010010-0-	26
1012060030	27	1016010015-0-	26
1012060050	27	1016010020-0-	26
1012060100	27	1016010030	20
1013010015	21	1016010030-0-	26
1013010030	21	1016010040-0-	26
1013010040	21	1016010050	20
1013010050	21	1016010050-0-	26
1013010060	21	1016010060-0-	26
1013010080	21	1016010080-0-	26
1013010100	21	1016010100	20
1013010150	21	1016010100-0-	26
1013010200	21	1016010150	20
1013010250	21	1016010200	20
1013010300	21	1016010250	20
1013010350	21	1016010300	20


Index by Art. No.


ART NO	
1016010350	20
1016010400	20
1016010500	20
1016010600	20
1016020050	20
1016020100	20
1016020150	20
1016020200	20
1016020250	20
1016020300	20
1016020350	20
1016020400	20
1016020500	20
1016020600	20
1016030050	20
1016030100	20
1016030150	20
1016030200	20
1016030250	20
1016030300	20
1016030350	20
1016030400	20
1017010030	21
1017010050	21
1017010100	21
1017010150	21
1017010200	21
1017010250	21
1017010300	21
1017010350	21
1017010400	21
1017010500	21
1017010600	21
1017020050	21
1017020100	21
1017020150	21
1017020200	21
1017020250	21
1017020300	21
1017020350	21
1017020400	21
1017020500	21
1017020600	21
1017030050	21
1017030100	21
1017030150	21



ART NO	
1017030200	21
1017030250	21
1017030300	21
1017030350	21
1017030400	21
1018010010-0	26
1018010015-0	26
1018010020-0	26
1018010030	22
1018010030-0	26
1018010040-0	26
1018010050	22
1018010050-0	26
1018010060	22
1018010060-0	26
1018010070-0	26
1018010080-0	26
1018010100	22
1018010100-0	26
1018010120-0	26
1018010150	22
1018010150-0	26
1018010200	22
1018010200-0	26
1018010250-0	26
1018010300	22
1018010300-0	26
1018010400	22
1018010400-0	26
1018010500	22
1018010500-0	26
1018010600	22
1018010700	22
1018010800	22
1018010900	22
1018011000	22
1018011100	22
1018011200	22
1018020030	22
1018020030D	24
1018020050	22
1018020050D	24
1018020060	22
1018020100	22
1018020100D	24
1018020150	22

ART NO		ART NO	
1018020200	22	1019010700	23
1018020300	22	1019010800	23
1018020400	22	1019010900	23
1018020500	22	1019011000	23
1018020600	22	1019011100	23
1018020700	22	1019011200	23
1018020800	22	1019020030	23
1018020900	22	1019020050	23
1018021000	22	1019020060	23
1018021100	22	1019020100	23
1018021200	22	1019020150	23
1018040030	22	1019020200	23
1018040050	22	1019020300	23
1018040060	22	1019020400	23
1018040100	22	1019020500	23
1018040150	22	1019020600	23
1018040200	22	1019020700	23
1018040300	22	1019020800	23
1018040400	22	1019020900	23
1018060030	27	1019021000	23
1018060050	27	1019021100	23
1018060100	27	1019021200	23
1018060150	27	1019040030	23
1018060200	27	1019040050	23
1018110050	25	1019040060	23
1018110100	25	1019040100	23
1018110150	25	1019040150	23
1018110200	25	1019040200	23
1018110300	25	1019040300	23
1018110400	25	1019040400	23
1018120050	25	1019060030	27
1018120100	25	1019060050	27
1018120150	25	1019060100	27
1018120200	25	1019060150	27
1018120300	25	1019060200	27
1018120400	25	1024010050	22
1019010030	23	1024010100	22
1019010050	23	1024010150	22
1019010060	23	1024010200	22
1019010100	23	1024020050	22
1019010150	23	1024020100	22
1019010200	23	1024020150	22
1019010300	23	1024020200	22
1019010400	23	1024040050	22
1019010500	23	1024040100	22
1019010600	23	1024040150	22


Index by Art. No.


ART NO	
1024040200	22
1025010050	23
1025010100	23
1025010150	23
1025010200	23
1025020050	23
1025020100	23
1025020150	23
1025020200	23
1025040050	23
1025040100	23
1025040150	23
1025040200	23
1026431015	28
1026431030	28
1026431045	28
1026431060	28
1026431100	28
1026433015	28
1026433030	28
1026433060	28
1026433090	28
1026433120	28
102806	37
102807	37
102808	37
102920	39
102921	39
102922	39
102923	39
102924	39
102930	39
102931	39
102932	39
102933	39
102934	39
102960	39
102961	39
102962	39
102963	39
102964	39
103052	36
103053	36
103054	36
103055	36
1033010020	25



ART NO	
1033010030	25
1034010050	25
1055030030	25
1055030050	25
1055030100	25
1055030200	25
1094001	276
1094005	276
1094010	276
1094020	276
1094040	276
1094060	276
1094080	276
1094120	276
1094490	277
1211310100	42
1211310200	42
1211310300	42
1211310400	42
1211310500	42
1211310600	42
1211410100	42
1211410200	42
1211410300	42
1211410400	42
1211410500	42
1211410600	42
1312010200	42
140105	41
140108	41
140132	47
140134	47
140210	46
141003-24	40
141005-12	40
141008-12	40
141010-12	40
141103	40
141105	40
141108	40
141403-12	40
141405-12	40
141408-12	40
143101	44
143102	44
143103	44

ART NO		ART NO	
143104	44	1494320-DKD	278
143105	44	1494350	278
143106	44	1494350-DKD	278
143107	44	1580010100	31
143108	44	1580010150	31
143109	44	1580010200	31
143110	44	1580010250	31
143111	44	1580010300	31
143112	44	1580010400	31
143201	43	1580010500	31
143202	43	1581010100	31
143203	43	1581010150	31
143204	43	1581010200	31
143205	43	1581010250	31
143206	43	1581010300	31
143207	43	1581010400	31
143208	43	1581010500	31
143209	43	1590000050	32
143210	43	1590000100	32
143211	43	1590000150	32
143212	43	1590000200	32
143301	43	1590000300	32
143302	43	1590000400	32
143303	43	1590000500	32
143304	43	1590010050	32
143305	43	1590010100	32
143306	43	1590010150	32
143307	43	1590010200	32
143308	43	1590010300	32
143309	43	1590010400	32
143310	43	1590010500	32
143311	43	1591000050	32
143312	43	1591000100	32
143501	45	1591000150	32
143502	45	1591000200	32
143503	45	1591000300	32
143504	45	1591000400	32
143511	45	1591000500	32
143512	45	1591010050	32
143513	45	1591010100	32
143514	45	1591010150	32
1494305	278	1591010200	32
1494305-DKD	278	1591010300	32
1494310	278	1591010400	32
1494310-DKD	278	1591010500	32
1494320	278	1592000050	32


Index by Art. No.


ART NO	
1592000100	32
1592000150	32
1592000200	32
1592000300	32
1592000400	32
1592010050	32
1592010100	32
1592010150	32
1592010200	32
1592010300	32
1592010400	32
1593000050	33
1593000100	33
1593000150	33
1593000200	33
1593000250	33
1593000300	33
1593000400	33
1593000500	33
1593010050	33
1593010100	33
1593010150	33
1593010200	33
1593010250	33
1593010300	33
1593010400	33
1593010500	33
1593010600	33
1593020050	33
1593020100	33
1593020150	33
1593020200	33
1593020250	33
1593020300	33
1593020400	33
1593020500	33
1593020600	33
15990050	32
15990050-1	32
15990050-2	32
15990100	32
15990100-1	32
15990100-2	32
15990150	32
15990150-1	32
15990150-2	32



ART NO	
15990200	32
15990200-1	32
15990200-2	32
15991050	33
15991100	33
15991150	33
15991200	33
15991250	33
15998100	31
15998100-1	31
15998150	31
15998150-1	31
15998200	31
15998200-1	31
15998250	31
15998250-1	31
1691000050	34
1691000100	34
1691000150	34
1691000200	34
1691000300	34
1691000400	34
1691000500	34
1691010050	34
1691010100	34
1691010150	34
1691010200	34
1691010300	34
1691010400	34
1691010500	34
1692000050	34
1692000100	34
1692000150	34
1692000200	34
1692000300	34
1692000400	34
1692000500	34
1692010050	34
1692010100	34
1692010150	34
1692010200	34
1692010300	34
1692010400	34
1692010500	34
1694005	277
1694005-866	277

ART NO		ART NO	
1694005-DKD	277	181611	30
1694010	277	181612	30
1694010-866	277	181613	30
1694010-DKD	277	181614	30
1694015	277	181615	30
1694015-866	277	181616	30
1694020	277	181617	30
1694020-866	277	181618	30
1699050-A	34	181619	30
1699050-B	34	181801	30
1699100-A	34	181802	30
1699100-B	34	181803	30
1699150-A	34	181804	30
1699150-B	34	181805	30
1699200-A	34	181806	30
1699200-B	34	181807	30
1794200030	35	181808	30
1794200040	35	181809	30
1794200050	35	181811	30
1794200080	35	181812	30
1794200100	35	181813	30
1794200150	35	181814	30
1794200200	35	181815	30
1794300030	35	181816	30
1794300040	35	181817	30
1794300050	35	181818	30
1794300080	35	181819	30
1794300100	35	183001	30
1794300150	35	183002	30
1794300200	35	183003	30
1795300030	35	183004	30
1795300060	35	183005	30
1795300100	35	183006	30
1795300180	35	183007	30
1796300030	35	183008	30
1796300060	35	183009	30
1796300100	35	1894001	276
181601	30	1894005	276
181602	30	1894010	276
181603	30	1894020	276
181604	30	2002092	58
181605	30	200501	64
181606	30	200502	64
181607	30	200503	64
181608	30	200504	64
181609	30	200505	64


Index by Art. No.


ART NO	
200505-2	64
200506	64
200508	64
200510	64
200512	64
200513	64
200514	64
200515	64
200531	64
200532	64
200533	64
200533-1	64
200534	64
200535	64
200535-1	64
200535-2	64
200536	64
200536-1	64
200536-2	64
200538	64
200538-1	64
200538-2	64
200540	64
200541	64
200542	64
200543	64
200551	64
200552	64
200552-1	64
200553	64
200553-1	64
200554	64
200555	64
200555-1	64
200601	65
200602	65
200603	65
200604	65
200605	65
200606	65
200608	65
200610	65
200612	65
200613	65
200614	65
200615	65



ART NO	
200616	65
200617	65
200618	65
200631	65
200632	65
200633	65
200634	65
200635	65
200636	65
200638	65
200640	65
200652	65
200653	65
200654	65
200655	65
200656	65
200657	65
200658	65
200880	61
200881	61
200882	61
200950	53
200951	53
200952	53
200953	53
200954	53
200955	53
200956	53
201005	62
201009	63
201010	63
201013	61
201015	61
201020-2	62
201021	61
201022	61
201024	61
201025	61
201026	61
201027	63
201030-2	62
201031	61
201032	61
201034	61
201035	61
201036	61

ART NO		ART NO	
201038	61	202181	54
201051	62	202182	54
201052	62	202195	53
201075	66	202196	53
201076	66	202197	53
201077	66	202202	57
201082	66	202203	57
201083	66	202301	74
201084	66	202302	74
201085	66	2023100	272
201086	66	2023101	272
201096	66	2023104	272
201097	66	2023105	272
201098	66	2023106	272
201101	63	2023106S	272
201102	63	202420-2	55
201103	63	202421-2	55
201104	63	202422-2	55
201108	63	2040101	272
201109	63	2040102	272
202002	57	205203	68
202011-3	56	205206	68
202012-3	56	206001	67
202013-3	56	206003	67
2020188	272	206004	67
202027	58	206005	67
202037	57	206020	67
202038	57	206022	67
202040-3	55	207030	60
202041-3	55	207031	60
202042-3	55	207032	60
202043-3	55	207040	60
202065	56	207041	60
202066	56	207048	60
202067	56	207049	60
202068	56	207130	60
202069	56	207131	60
202091	76	207132	60
202130-2	54	207140	60
202131-2	54	207141	60
202132-2	54	207144	60
202140	56	207145	60
202160-2	55	207146	60
202161-2	55	207147	60
202162-2	55	207150	59
202180	54	207151	59


Index by Art. No.


ART NO	
207152	59
207153	59
207154-01	59
207154-02	59
207154-03	59
207155	59
207156	59
207157	59
207158	59
207159-01	59
209000	272
209001	272
209009	272
209010	272
209011	272
209333	58
2094101	278
2094101-DKD	278
2094103	278
2094103-DKD	278
2094105	278
2094105-DKD	278
2094110	278
2094110-DKD	278
2094120	278
2094120-DKD	278
214001	75
214003	75
214301	75
214303	75
214401	75
214402	75
214442	72
214445	72
214460	247
220121	68
220122	68
220123	68
220151	68
220152	68
220153	68
220161	68
220162	68
220163	68
220171	68
220172	68



ART NO	
220173	68
220421	69
220422	69
220423	69
220431	69
220432	69
220433	69
220441	69
220442	69
220443	69
220451	69
220452	69
220453	69
220840	70
220841	70
220842	70
220843	70
220880	70
220881	70
220882	70
220890	70
220891	70
220892	70
220893	70
220894	70
220895	70
221530	71
221531	71
221532	71
221533	71
221534	71
221535	71
221536	71
221537	71
221538	71
221630	71
221631	71
221632	71
221633	71
221634	71
221635	71
221636	71
221718	71
221730	71
221731	71
221732	71

ART NO		ART NO	
221733	71	230475	102
221735	71	230476	102
221830	71	230477	102
221831	71	230478	102
221832	71	230479	102
228251	69	230500	104
228252	69	230501	104
228253	69	230502	104
230130	84	230503	104
230131	84	230504	104
230132	84	230505	104
230133	84	230506	104
230139	272	230507	104
230155	83	230508	104
230156	83	230509	104
230157	83	230510	104
230158	83	230511	104
230159	83	230512	104
230188	83	230513	104
230190	101	230514	104
230191	101	230515	104
230192	101	230516	104
230193	101	230517	104
230194	101	230518	104
230290	91	230520	105
230291	91	230521	105
230292	91	230522	105
230293	91	230523	105
230294	91	230524	105
230295	91	230525	105
230437-BT	101	230526	105
230438-BT	101	230527	105
230439-BT	101	230586	88
230440	98	230587	88
230441	98	230588	88
230442	98	230589	88
230443	98	230610	96
230444	98	230611-BT	99
230445	98	230612-BT	99
230446	98	230613-BT	99
230447	98	230614-BT	99
230448	98	230615-BT	99
230449	98	230616-BT	99
230470	98	230617-BT	99
230471	98	230618-BT	99
230472	98	230631-BT	99


Index by Art. No.


ARTNO	
230632-BT	99
230633-BT	99
230634-BT	99
230635-BT	99
230636-BT	99
230637-BT	99
230638-BT	99
230639-BT	99
230640-BT	99
230641-BT	99
230642-BT	99
230643-BT	99
230644-BT	99
230645-BT	99
230646-BT	99
230647-BT	99
230648-BT	99
230649-BT	99
230651	102
230652	102
230653	102
230654	102
230655	102
230656	102
230658	102
230700	107
230701	107
230702	107
230703	107
230704	107
230705	107
230706	107
230707	107
230708	107
230709	107
230710	107
230720	107
230721	107
230722	107
230723	107
230724	107
230725	107
230726	107
230727	107
230728	107
230729	107



ARTNO	
230730	107
230731	107
230732	107
230733	107
230734	107
230740	97
230741	97
230742	97
230743	97
230744	97
230745	97
230746	97
230747	97
230748	97
230749	97
230750	97
230751	97
230752	97
230753	97
230754	97
230755	97
230756	97
230757	97
230758	97
230759	97
230760	97
230761	97
230762	97
230763	97
230764	97
230765	97
230766	97
230767	97
230768	97
230769	97
230770	97
230770-3000	102
230771	97
230790	107
230791	107
230792	107
230793	107
230794	107
230795	107
230796	107
230812	94

ART NO		ART NO	
230814	94	2309330	92
230815	94	2309331	92
230816	94	2309332	92
230818	94	2309333	92
230840-BT	100	2309334	92
230841-BT	100	2309335	92
230842-BT	100	2309336	92
230843-BT	100	2309337	92
230844-BT	100	2309338	92
230845-BT	100	2309339	92
230846-BT	100	2309340	92
230847-BT	100	2309341	92
230880	98	2309342	92
230881	98	2309343	92
230882	98	2309344	92
230883	98	2309345	92
230884	98	2309346	92
230885	98	2309347	92
2309302	92	2309348	92
2309303	92	2309349	92
2309304	92	2309350	92
2309305	92	2309351	92
2309306	92	230976-BT	100
2309307	92	230977-BT	100
2309308	92	230978-BT	100
2309309	92	230979-BT	100
2309310	92	230980-BT	100
2309311	92	230981-BT	100
2309312	92	230982-BT	100
2309313	92	230983-BT	100
2309314	92	230984-BT	100
2309315	92	230985-BT	100
2309316	92	230986-BT	100
2309317	92	230987-BT	100
2309318	92	230988-BT	100
2309319	92	230989-BT	100
2309320	92	230990-BT	100
2309321	92	230991-BT	100
2309322	92	230992-BT	100
2309323	92	230993-BT	100
2309324	92	230994-BT	100
2309325	92	231012	95
2309326	92	231061	85
2309327	92	231062	85
2309328	92	231063	85
2309329	92	231064	85


Index by Art. No.


ART NO	
231088	84
231089	84
231090	84
231171	85
231172	85
231173	85
231174	85
231287	95
231301	89
231302	89
231303	89
231304	89
231305	89
231306	89
231309	89
231330	89
231331	89
231332	89
231333	89
231334	89
231335	89
231351	90
231352	90
231353	90
231354	90
231355	90
231356	90
231357	90
231358	90
231390	88
231395	88
231451	88
231452	88
231611	96
231612	96
231613	96
231614	96
231615	96
231620	95
231621	95
231622	95
231623	95
231624	95
231625	95
231626	95
231800	93



ART NO	
231801	93
231802	93
231803	93
231830	94
231831	94
231833	94
231836	94
232003	90
232004	90
232006	90
232107	90
232108	90
232109	90
232171	86
232381	87
232382	87
232383	87
232384	87
232611	92
232612	92
232613	92
232813	87
232902	111
232961	86
232971	86
234205	91
234206	91
234207	91
234208	91
234209	91
234210	91
234211	91
236431	103
236432	103
236433	103
236434	103
236435	103
236436	103
236437	103
236438	103
236439	103
236440	103
236441	103
236442	103
236443	103
236531	103

ART NO		ART NO	
236532	103	2394023-DKD	283
236533	103	2394024	283
236534	103	2394040	282
236535	103	2394040-DKD	282
236536	103	2394042	281
236537	103	23940421	281
236538	103	23940422	281
236539	103	23940423	281
236540	103	23940424	281
236541	103	23940425	281
236542	103	2394043	282
236543	103	2394043-DKD	282
236581	104	2394045	282
236582	104	2394045-DKD	282
236583	104	2394046	282
236584	104	2394047	282
237011	106	2394055	282
237012	106	2394190	280
237013	106	2394190-DKD	280
237014	106	2394420	280
237015	106	2394421	280
237016	106	2394422	280
237017	106	2394423	280
239004	93	2394500	283
239005	93	2394500-DKD	283
2394000	279	2394501	283
2394000-DKD	279	2394501-DKD	283
2394001	279	2394502	283
2394001-DKD	279	2394502-DKD	283
2394002	279	2394504	283
2394002-DKD	279	2394504-DKD	283
2394003	279	2394505	283
2394003-DKD	279	2394505-DKD	283
2394004	279	239908	76
2394006	281	239911	76
2394006-DKD	281	240001	129
2394007	281	240001-1	132
2394007-DKD	281	240002	129
2394008	281	240003	129
2394008-DKD	281	240020	132
2394009	281	240021	132
2394020	283	240023	132
2394020-DKD	283	240024	132
2394021	283	240101	130
2394021-DKD	283	240101-1	132
2394023	283	240102	131


Index by Art. No.


ART NO	
240103	130
240104	131
240105	131
240106	130
240110	131
240111	131
240121	129
240121-1	132
240122	129
240123	129
240131	130
240131-1	132
240132	131
240133	130
240134	131
240135	131
240151	131
240152	131
240153	131
240154	131
240162-2	139
240230	128
240231	128
240232	128
240233	128
240235	124
240242	125
240243	125
240244	125
240245	125
240246	125
240262	125
240263	125
240264	125
240265	125
240266	125
240270	124
240280	123
240281	123
240282	123
240285	123
240286	123
240287	123
240290	126
240291	126
240292	126



ART NO	
240295	127
240296	127
240297	127
240298	127
240300	114
240301	114
240302	114
240303	114
240304	114
240305	114
240306	114
240307	114
240310	114
240311	114
240312	114
240313	114
240314	114
240315	114
240316	114
240317	114
240318	114
240319	114
240320	114
240321	114
240322	114
240323	114
240324	114
240336	115
240337	115
240345	115
240347	115
240370	110
240400	110
240401-F	108
240401-G	108
240401-H	108
240401-K	108
240402-F	108
240402-G	108
240402-H	108
240402-K	108
240403-F	108
240403-H	108
240404-F	108
240404-G	108
240404-H	108

ART NO		ART NO	
240404-K	108	240420-E	109
240409	108	240421-A	109
240410-A	109	240421-B	109
240410-B	109	240421-C	109
240410-C	109	240421-D	109
240410-D	109	240421-E	109
240410-E	109	240422-A	109
240411-A	109	240422-B	109
240411-B	109	240422-C	109
240411-C	109	240422-D	109
240411-D	109	240422-E	109
240411-E	109	240423-A	109
240412-A	109	240423-B	109
240412-B	109	240423-C	109
240412-C	109	240423-D	109
240412-D	109	240423-E	109
240412-E	109	240425	110
240413-A	109	240426	110
240413-B	109	240435	112
240413-C	109	240435-1	112
240413-D	109	240436	112
240413-E	109	240437	112
240414-A	109	240438	112
240414-B	109	240439	112
240414-C	109	240440	112
240414-D	109	240441	112
240414-E	109	240500	135
240415-A	109	240501	135
240415-B	109	240502	135
240415-C	109	240503	135
240415-D	109	240504	135
240415-E	109	240510	135
240416-A	109	240511	135
240416-B	109	240512	135
240416-C	109	240513	135
240416-D	109	240514	135
240416-E	109	240520	135
240417-A	109	240525	135
240417-B	109	240530	113
240417-C	109	240532	113
240417-D	109	240539	113
240417-E	109	240540	113
240420-A	109	240541	113
240420-B	109	240542	113
240420-C	109	240543	113
240420-D	109	240544	113


Index by Art. No.


ART NO	
240545	113
240546	113
240600	140
240601	140
240602	140
240610	140
240611	140
240612	140
240630	140
240631	140
240632	140
240640	140
240641	140
240642	140
240646	138
240647	138
240650	140
240651	140
240652	140
240660	140
240661	140
240662	140
240682	139
2409208	134
2409209	134
2409210	134
24095010	135
240950100	135
24095020	135
24095030	135
24095040	135
24095050	135
24095060	135
24095070	135
24095080	135
24095090	135
24095110	135
240951100	135
24095120	135
24095130	135
24095140	135
24095150	135
24095160	135
24095170	135
24095180	135
24095190	135



ART NO	
240952	136
240953	136
2409531	136
240954	136
2409541	136
240955	136
2409551	136
240956	136
2409561	136
240957	136
240958	136
2409581	136
2409582	136
240959	136
2409591	136
2409592	136
240960	136
240961	136
240962	136
2409621	136
240963	136
2409631	136
240964	137
2409641	137
240965	137
240966	137
240967	137
2409671	137
2409672	137
2409687	141
2409690	141
2409691	141
2409692	141
2409693	141
2409694	141
2409695	141
2409696	141
2409697	141
2409698	141
2409699	141
240980	134
240981	134
240982	134
240983	134
240984	134
240987	134

ART NO		ART NO	
240988	134	2494600-DKD	284
240989	134	249900	134
240992	134	249901	134
240995	138	249902	134
240995-1	138	249903	134
240995-2	138	249908	134
240996	138	249909	134
240996-1	138	249910	134
240997	138	249911	134
240998	134	249920	138
241001	129	249921	138
241002	129	249922	138
241101	129	249923	138
241103	129	249924	138
241121	133	249990	134
241131	129	249991	134
241420	111	249992	134
2420192	272	249993	138
2420194	272	249994	134
242055	122	249996	134
242056	122	249997	134
242057	122	249998	134
242060	122	250120	147
242140	128	250201	144
242150	128	250203	144
242160	122	250204	144
242161	122	250205	149
242162	122	250208	149
242163	122	250209	149
242164	122	250210	148
2424101	272	250212	148
246600	140	250300	146
246610	140	250301	145
246640	140	250304	146
246641	140	250305	147
246660	140	250308	149
246661	140	250310	148
2494200	284	250312	148
2494200-DKD	284	250314	149
2494201	284	250316	149
2494201-DKD	284	250319	146
2494202	284	250320	146
2494202-DKD	284	250331	145
2494203	284	250332	145
2494203-DKD	284	250333	145
2494600	284	250341	149


Index by Art. No.


ART NO	
250342	149
250343	149
250505	147
250506	147
250508	149
250815	150
250816	150
250817	150
251501	146
252001	144
252002	144
252008	149
252009	149
252010	148
252012	148
252014	148
252015	148
255001	146
255008	149
258011	150
258013	150
258051	151
259901	150
259902	150
259903	150
259904	150
259905	150
259906	150
259908	150
259909	150
259910	150
259911	150
259912	150
259925	149
260199	215
260200	215
260201	215
260202	215
260203	215
260204	215
260205	215
260206	215
260207	215
260208	215
260209	215
260210	215



ART NO	
260211	215
260212	215
260213	215
260214	215
260215	215
260216	215
260229	215
260230	215
260231	215
260232	215
260233	215
260234	215
260235	215
260236	215
260237	215
260238	215
260239	215
260240	215
260241	215
260242	215
260243	215
260244	215
260245	215
260246	215
260259	215
260260	215
260261	215
260262	215
260263	215
260264	215
260265	215
260266	215
260267	215
260268	215
260269	215
260270	215
260271	215
260272	215
260273	215
260274	215
260275	215
260276	215
260299	218
260500	217
260501	217
260502	217

ART NO		ART NO	
260503	217	261024	221
260504	217	261026	221
260505	217	261102	221
260506	217	261105	221
260520	219	261107	221
260521	219	261108	221
260522	219	261109	221
260523	219	261111	221
260530	218	261114	221
260531	218	261118	221
260532	218	261120	221
260533	218	261121	221
260534	218	261122	221
260535	218	261124	221
260550	218	261126	221
260551	218	261302	221
260552	218	261305	221
260553	218	261307	221
260554	218	261308	221
260555	218	261309	221
260580	219	261311	221
260582	219	261314	221
260584	219	261318	221
260600	172	261320	221
260620	172	261321	221
260621	172	261322	221
260622	172	261324	221
260901	216	261326	221
260902	216	261400	220
260903	216	261401	220
260904	216	261402	220
260905	216	261403	220
260906	216	261404	220
260907	216	261405	220
260908	216	261406	220
261002	221	261407	220
261005	221	261408	220
261007	221	261409	220
261008	221	261410	220
261009	221	261411	220
261011	221	261412	220
261014	221	261500	220
261018	221	261501	220
261020	221	261502	220
261021	221	261503	220
261022	221	261504	220


Index by Art. No.


ART NO	
261505	220
261506	220
261507	220
261508	220
261509	220
261510	220
261511	220
261512	220
261600	221
261601	221
261602	221
261603	221
261640	221
261641	221
261642	221
261643	221
262101	220
262601	156
262603	156
262604	156
262605	156
262611	156
262613	156
262614	156
262615	156
262631	268
262632	268
262641	268
262642	268
262644	268
262645	268
269060-0	217
269061-0	217
269062-0	217
269063-0	217
269064-0	217
269074	217
269076	221
269077	221
269078	221
269079	221
269081	221
269102	220
269103	220
269104	220
269105	220



ART NO	
269106	220
269107	220
269108	220
269109	220
269110	220
269111	220
269112	220
2699020	221
2699030	221
2699036	220
2699040	221
2699050	221
2699054	221
2699065	221
2699085	221
2699100	221
2699128	221
2699157	221
2699160	221
2699180	221
2699210	221
270009	144
270010	144
270011	144
270015	143
270017	143
270018	143
270160	237
270160-1	238
270160-2	238
270160-3	238
270160-4	238
270160-5	238
270160-6	238
270160-7	238
270160-8	238
270210	143
270215	143
270353	254
270354	254
270355	254
270356	254
271010	142
271052	142
272001	142
272011	142

ART NO		ART NO	
273003	252	273322	252
273004	252	273323	252
273006	252	273324	252
273008	252	273550	253
273022	254	273558	253
273024	254	2794110	293
273025	254	2794110-DKD	293
273054	253	279911	143
273057	253	279912	143
273059	253	302402	159
273061	253	302403	159
273063	252	302404	159
273064	252	302405	159
273065	252	302406	159
273067	252	302407	159
273068	252	302408	159
273069	252	302412	159
273082	255	302413	159
273083	256	302414	159
273084	256	302415	159
273085	256	302416	159
273086	256	302417	159
273087	255	302418	159
273095	256	302420	158
273096	256	302421	158
273097	256	302422	158
273100	255	302423	158
273101	255	302424	158
273102	255	302425	158
273103	255	302426	158
273110	255	302427	158
273111	255	302428	158
273266	256	302429	158
273268	256	302432	159
273269	256	302433	159
273270	256	302434	159
273271	256	302435	159
273282	256	302436	159
273283	256	302437	159
273285	256	302438	159
273302	253	302440	158
273303	253	302441	158
273305	253	302442	158
273308	253	302443	158
273320	252	302444	158
273321	252	302445	158


Index by Art. No.


ART NO	
302446	158
302447	158
302448	158
302449	158
302452	159
302453	159
302454	159
302455	159
302456	159
302457	159
302458	159
302460	158
302461	158
302462	158
302463	158
302464	158
302465	158
302466	158
302467	158
302468	158
302469	158
302472	159
302473	159
302474	159
302475	159
302476	159
302477	159
302478	159
302680	158
302681	158
302682	158
302683	158
302684	158
302685	158
302686	158
302687	158
302688	158
302689	158
3026899	158
302911	161
302912	161
302913	161
302914	161
302915	161
302986	161
302996	161



ART NO	
303002	161
303003	161
303004	161
303005	161
303102	161
303103	161
303104	161
303105	161
303306	111
303307	111
303308	111
303309	111
303310	111
310000	177
310001	177
310002	177
310003	177
310004	177
310005	177
310006	177
310011	177
310012	177
310013	177
310014	177
310015	177
310016	177
310021	177
310022	177
310023	177
310024	177
310025	177
310026	177
310026-1	177
310027	177
310027-1	177
310028	177
310029	177
310041	177
310042	177
310043	177
310044	177
310045	177
310046	177
310046-1	177
310047	177
310047-1	177

ART NO		ART NO	
310048	177	310125	177
310049	177	310126	177
310049-1	177	310126-1	177
310061	178	310127	177
310062	178	310127-1	177
310063	178	310128	177
310064	178	310129	177
310065	178	310141	177
310066	178	310142	177
310066-1	178	310143	177
310067	178	310144	177
310067-1	178	310145	177
310068	178	310146	177
310069	178	310146-1	177
310069-1	178	310147	177
310069-2	178	310147-1	177
310071	178	310148	177
310072	178	310149	177
310073	178	310149-1	177
310074	178	310161	178
310075	178	310162	178
310076	178	310163	178
310076-1	178	310164	178
310077	178	310165	178
310077-1	178	310166	178
310078	178	310166-1	178
310079	178	310167	178
310079-1	178	310167-1	178
310079-2	178	310168	178
310100	177	310169	178
310101	177	310169-1	178
310102	177	310169-2	178
310103	177	310171	178
310104	177	310172	178
310105	177	310173	178
310106	177	310174	178
310111	177	310175	178
310112	177	310176	178
310113	177	310176-1	178
310114	177	310177	178
310115	177	310177-1	178
310116	177	310178	178
310121	177	310179	178
310122	177	310179-1	178
310123	177	310179-2	178
310124	177	310201	180


Index by Art. No.


ART NO	
310202	180
310203	180
310204	180
310205	180
310211	180
310212	180
310213	180
310214	180
310215	180
310221	180
310222	180
310223	180
310224	180
310225	180
310229	181
310302	180
310303	180
310304	180
310305	180
310306	180
310307	180
310308	180
310310	180
310311	180
310312	180
310313	180
310314	180
310315	180
310316	180
310322	180
310323	180
310324	180
310325	180
310326	180
310327	180
310328	180
310329	180
310330	180
310331	180
310332	180
310333	180
310334	180
310335	180
312310	179
312313	179
312314	179



ART NO	
312315	179
312316	179
312317	179
312350	179
312353	179
312354	179
312355	179
312356	179
312357	179
312358	179
312359	179
312370	179
312373	179
312374	179
312375	179
312376	179
312377	179
312453	179
312454	179
312455	179
312456	179
312457	179
312458	179
312459	179
312460	179
312461	179
312462	179
312464	179
312465	179
312473	179
312474	179
312475	179
312476	179
312477	179
312478	179
312479	179
312480	179
312481	179
312482	179
312484	179
312485	179
312511	184
312512	184
312513	184
312514	184
312515	184

ART NO		ART NO	
312516	184	3194100	286
312531	185	3194100-DKD	286
312532	185	3194253	287
312533	185	3194300	286
312534	185	3194300-DKD	286
312535	185	3194302	286
312536	185	3194302-DKD	286
312537	185	3194303	286
312541	185	3194303-DKD	286
312542	185	3194600	286
312543	185	3194600-DKD	286
312544	185	3194800	286
312545	185	3199050	177
312546	185	3199051	177
312547	185	3199075	177
312571	182	3199076	177
312572	182	3199100	177
312573	182	3199101	177
312574	182	3199150	177
312575	182	3199151	177
312576	182	3199200	177
312577	182	3199201	177
313001	184	3199250	177
313002	184	3199251	177
313003	184	3199300	177
313004	184	3199301	177
313021	184	3199400	177
313022	184	3199401	177
313023	184	3199500	177
313024	184	3199501	177
313080	183	3199600	177
313081	183	3199750	177
313082	183	3199751	177
313083	183	3199761	177
314001	183	3199990	177
314002	183	3199991	177
314003	183	320010	164
314004	183	320011	164
314021	183	320013	164
314022	183	320015	164
314023	183	320016	164
314024	183	320021	162
314080	183	320022	162
314081	183	320100	162
314082	183	320101	165
314083	183	320102	165


Index by Art. No.


ART NO	
320103	165
320201	163
320202	163
320203	163
320571	165
320572	165
320573	165
320574	165
320581	163
320582	163
320583	163
321220	165
321225	166
321226	166
321227	166
321228	166
321229	166
321230	166
321275	165
321276	165
322511	166
322511-2	166
322512	166
322512-2	166
322513	166
322513-2	166
322514	166
322514-2	166
322515	166
322515-2	166
322516	166
322541	165
3294010	291
3294020	285
3294020-DKD	285
3294025	285
3294025-DKD	285
330002	76
330100	170
330101	170
331000	170
331001	170
331002	170
331010	170
331011	170
331012	170



ART NO	
331030	171
331040	171
331041	171
333001	171
333002	171
333011	171
333012	171
333041	171
333042	171
333043	171
3330901	172
3330902	172
3330941	172
3330942	172
3330943	172
333101	169
333102	169
333103	169
333104	169
333105	169
333201	169
333202	169
333203	169
333204	169
333205	169
333301	169
333302	169
333303	169
333304	169
333305	169
333501	169
333502	169
333503	169
333511	169
333512	169
333513	169
333531	169
333532	169
333533	169
334001	169
334002	169
334003	169
334501	156
334502	156
334503	156
334504	156

ART NO		ART NO	
334591	156	341110	74
334592	156	341110-1	74
334593	156	341111	74
334594	156	341113	74
334600	156	341113-1	74
334602	156	341116	74
334603	156	341181	74
334604	156	341215	73
334606	157	341216	73
334608	157	341301	73
334609	157	341301-1	73
334610	157	341302-1	73
334611	157	341302-3	73
334612	157	341303	73
334614	267	341304-1	73
334615	157	341304-3	73
334620	157	341305	73
334629	157	3420195	272
334690	157	342102	157
334691	156	342104	157
334692	156	3494110	279
334694	157	3494110-DKD	279
334695	157	3494111	279
334696	157	3494111-DKD	279
334697	157	3494112	279
335030	161	3494112-DKD	279
335031	161	350031	213
335051	161	350032	213
335066	161	350041	213
335070	160	350042	213
335071	160	350130	214
335072	160	350139	214
336220	160	350148	214
336221	160	350149	214
336223	160	350176	214
336230	160	350177	214
336231	160	350181	212
336233	160	350183	212
336260	160	350184	212
336261	160	350200-00050	210
336262	160	350200-001000	210
337301	162	350200-0010005	210
337302	162	350200-001001	210
337303	162	350200-001002	210
337305	162	350200-001003	210
340403	72	350200-001004	210


Index by Art. No.


ART NO	
350200-001005	210
350200-001006	210
350200-001007	210
350200-001008	210
350200-001009	210
350200-00101	210
350200-00102	210
350200-00103	210
350200-00104	210
350200-00105	210
350200-00106	210
350200-00107	210
350200-00108	210
350200-00109	210
350200-00110	210
350200-00111	210
350200-00112	210
350200-00113	210
350200-00114	210
350200-00115	210
350200-00116	210
350200-00117	210
350200-00118	210
350200-00119	210
350200-00120	210
350200-00121	210
350200-00122	210
350200-00123	210
350200-00124	210
350200-00125	210
350200-00126	210
350200-00127	210
350200-00128	210
350200-00129	210
350200-00130	210
350200-00131	210
350200-00132	210
350200-00133	210
350200-00134	210
350200-00135	210
350200-00136	210
350200-00137	210
350200-00138	210
350200-00139	210
350200-00140	210
350200-00141	210

ART NO	
350200-00142	210
350200-00143	210
350200-00144	210
350200-00145	210
350200-00146	210
350200-00147	210
350200-00148	211
350200-00149	211
350200-00150	211
350200-00160	211
350200-00170	211
350200-00180	211
350200-00190	211
350200-00200	211
350200-00250	211
350200-00300	211
350200-00350	211
350200-00400	211
350200-00450	211
350200-00500	211
350200-00550	211
350200-00600	211
350200-00650	211
350200-00700	211
350200-00750	211
350200-00800	211
350200-00850	211
350200-00900	211
350200-00950	211
350200-01000	211
350200-01050	211
350200-01100	211
350200-01150	211
350200-01200	211
350200-01250	211
350200-01300	211
350200-01350	211
350200-01400	211
350200-01450	211
350200-01500	211
350200-01550	211
350200-01600	211
350200-01650	211
350200-01700	211
350200-01750	211
350200-01800	211

ART NO		ART NO	
350200-01850	211	350201-00117	210
350200-01900	211	350201-00118	210
350200-01950	211	350201-00119	210
350200-02000	211	350201-00120	210
350200-02100	211	350201-00121	210
350200-02200	211	350201-00122	210
350200-02300	211	350201-00123	210
350200-02400	211	350201-00124	210
350200-02500	211	350201-00125	210
350200-03000	211	350201-00126	210
350200-04000	211	350201-00127	210
350200-04130	211	350201-00128	210
350200-05000	211	350201-00129	210
350200-06000	211	350201-00130	210
350200-07000	211	350201-00131	210
350200-08000	211	350201-00132	210
350200-09000	211	350201-00133	210
350200-10000	211	350201-00134	210
350201-00050	210	350201-00135	210
350201-001000	210	350201-00136	210
350201-0010005	210	350201-00137	210
350201-001001	210	350201-00138	210
350201-001002	210	350201-00139	210
350201-001003	210	350201-00140	210
350201-001004	210	350201-00141	210
350201-001005	210	350201-00142	210
350201-001006	210	350201-00143	210
350201-001007	210	350201-00144	210
350201-001008	210	350201-00145	210
350201-001009	210	350201-00146	210
350201-00101	210	350201-00147	210
350201-00102	210	350201-00148	211
350201-00103	210	350201-00149	211
350201-00104	210	350201-00150	211
350201-00105	210	350201-00160	211
350201-00106	210	350201-00170	211
350201-00107	210	350201-00180	211
350201-00108	210	350201-00190	211
350201-00109	210	350201-00200	211
350201-00110	210	350201-00250	211
350201-00111	210	350201-00300	211
350201-00112	210	350201-00350	211
350201-00113	210	350201-00400	211
350201-00114	210	350201-00450	211
350201-00115	210	350201-00500	211
350201-00116	210	350201-00550	211


Index by Art. No.


ART NO	
350201-00600	211
350201-00650	211
350201-00700	211
350201-00750	211
350201-00800	211
350201-00850	211
350201-00900	211
350201-00950	211
350201-01000	211
350201-01050	211
350201-01100	211
350201-01150	211
350201-01200	211
350201-01250	211
350201-01300	211
350201-01350	211
350201-01400	211
350201-01450	211
350201-01500	211
350201-01550	211
350201-01600	211
350201-01650	211
350201-01700	211
350201-01750	211
350201-01800	211
350201-01850	211
350201-01900	211
350201-01950	211
350201-02000	211
350201-02100	211
350201-02200	211
350201-02300	211
350201-02400	211
350201-02500	211
350201-03000	211
350201-04000	211
350201-04130	211
350201-05000	211
350201-06000	211
350201-07000	211
350201-08000	211
350201-09000	211
350201-10000	211
350210-00050	210
350210-001000	210
350210-0010005	210



ART NO	
350210-001001	210
350210-001002	210
350210-001003	210
350210-001004	210
350210-001005	210
350210-001006	210
350210-001007	210
350210-001008	210
350210-001009	210
350210-00101	210
350210-00102	210
350210-00103	210
350210-00104	210
350210-00105	210
350210-00106	210
350210-00107	210
350210-00108	210
350210-00109	210
350210-00110	210
350210-00111	210
350210-00112	210
350210-00113	210
350210-00114	210
350210-00115	210
350210-00116	210
350210-00117	210
350210-00118	210
350210-00119	210
350210-00120	210
350210-00121	210
350210-00122	210
350210-00123	210
350210-00124	210
350210-00125	210
350210-00126	210
350210-00127	210
350210-00128	210
350210-00129	210
350210-00130	210
350210-00131	210
350210-00132	210
350210-00133	210
350210-00134	210
350210-00135	210
350210-00136	210
350210-00137	210

ART NO		ART NO	
350210-00138	210	350210-01650	211
350210-00139	210	350210-01700	211
350210-00140	210	350210-01750	211
350210-00141	210	350210-01800	211
350210-00142	210	350210-01850	211
350210-00143	210	350210-01900	211
350210-00144	210	350210-01950	211
350210-00145	210	350210-02000	211
350210-00146	210	350210-02100	211
350210-00147	210	350210-02200	211
350210-00148	211	350210-02300	211
350210-00149	211	350210-02400	211
350210-00150	211	350210-02500	211
350210-00160	211	350210-03000	211
350210-00170	211	350210-04000	211
350210-00180	211	350210-04130	211
350210-00190	211	350210-05000	211
350210-00200	211	350210-06000	211
350210-00250	211	350210-07000	211
350210-00300	211	350210-08000	211
350210-00350	211	350210-09000	211
350210-00400	211	350210-10000	211
350210-00450	211	350211-00050	210
350210-00500	211	350211-001000	210
350210-00550	211	350211-0010005	210
350210-00600	211	350211-001001	210
350210-00650	211	350211-001002	210
350210-00700	211	350211-001003	210
350210-00750	211	350211-001004	210
350210-00800	211	350211-001005	210
350210-00850	211	350211-001006	210
350210-00900	211	350211-001007	210
350210-00950	211	350211-001008	210
350210-01000	211	350211-001009	210
350210-01050	211	350211-00101	210
350210-01100	211	350211-00102	210
350210-01150	211	350211-00103	210
350210-01200	211	350211-00104	210
350210-01250	211	350211-00105	210
350210-01300	211	350211-00106	210
350210-01350	211	350211-00107	210
350210-01400	211	350211-00108	210
350210-01450	211	350211-00109	210
350210-01500	211	350211-00110	210
350210-01550	211	350211-00111	210
350210-01600	211	350211-00112	210


Index by Art. No.


ART NO	
350211-00113	210
350211-00114	210
350211-00115	210
350211-00116	210
350211-00117	210
350211-00118	210
350211-00119	210
350211-00120	210
350211-00121	210
350211-00122	210
350211-00123	210
350211-00124	210
350211-00125	210
350211-00126	210
350211-00127	210
350211-00128	210
350211-00129	210
350211-00130	210
350211-00131	210
350211-00132	210
350211-00133	210
350211-00134	210
350211-00135	210
350211-00136	210
350211-00137	210
350211-00138	210
350211-00139	210
350211-00140	210
350211-00141	210
350211-00142	210
350211-00143	210
350211-00144	210
350211-00145	210
350211-00146	210
350211-00147	210
350211-00148	211
350211-00149	211
350211-00150	211
350211-00160	211
350211-00170	211
350211-00180	211
350211-00190	211
350211-00200	211
350211-00250	211
350211-00300	211
350211-00350	211



ART NO	
350211-00400	211
350211-00450	211
350211-00500	211
350211-00550	211
350211-00600	211
350211-00650	211
350211-00700	211
350211-00750	211
350211-00800	211
350211-00850	211
350211-00900	211
350211-00950	211
350211-01000	211
350211-01050	211
350211-01100	211
350211-01150	211
350211-01200	211
350211-01250	211
350211-01300	211
350211-01350	211
350211-01400	211
350211-01450	211
350211-01500	211
350211-01550	211
350211-01600	211
350211-01650	211
350211-01700	211
350211-01750	211
350211-01800	211
350211-01850	211
350211-01900	211
350211-01950	211
350211-02000	211
350211-02100	211
350211-02200	211
350211-02300	211
350211-02400	211
350211-02500	211
350211-03000	211
350211-04000	211
350211-04130	211
350211-05000	211
350211-06000	211
350211-07000	211
350211-08000	211
350211-09000	211

ART NO		ART NO	
350211-10000	211	360295	223
350320	215	360296	223
351001	212	360297	223
351002	212	360311	222
351003	212	360312	222
351004	212	360313	222
351011	212	360314	222
351012	212	360315	222
351013	212	360316	222
351014	212	360317	222
351021	212	360351	222
351022	212	360352	222
351023	212	360353	222
351024	212	360410	223
352012	214	360415	223
3594001	290	360420	223
3594001-DKD	290	360430	223
3594002	290	370770-0010	206
3594002-DKD	290	370770-0012	206
3594003	290	370770-0015	206
3594003-DKD	290	370770-0018	206
3594004	290	370770-0020	206
3594004-DKD	290	370770-0022	206
360202	222	370770-0025	206
360203	222	370770-0028	206
360204	222	370770-0030	206
360231	222	370770-0035	206
360232	222	370770-0040	206
360233	222	370770-0045	206
360234	222	370770-0050	206
360251	222	370770-0060	206
360252	222	370770-0070	206
360253	222	370770-0080	206
360254	222	370770-0090	206
360261	222	370770-0100	206
360262	222	370770-0110	206
360264	222	370770-0120	206
360281	222	370770-0130	206
360282	222	370770-0140	206
360283	222	370770-0150	206
360284	222	370770-0160	206
360285	222	370770-0170	206
360287	222	370770-0180	206
360288	222	370770-0190	206
360293	223	370770-0200	206
360294	223	370770-0210	206


Index by Art. No.


ART NO	
370770-0220	206
370770-0230	206
370770-0240	206
370770-0250	206
370770-0260	206
370770-0270	206
370770-0280	206
370770-0300	206
370770-0320	206
370770-0330	206
370770-0340	206
370770-0350	206
370770-0360	206
370770-0370	206
370770-0380	206
370770-0400	206
370770-0420	206
370770-0440	206
370770-0450	206
370770-0460	206
370770-0470	206
370770-0480	206
370770-0500	206
370770-0520	206
370770-0550	206
370770-0580	206
370770-0600	206
370770-0620	206
370770-0650	206
370770-0680	206
370770-0700	206
370770-0720	206
370770-0750	206
370770-0780	206
370770-0800	206
370770-0820	206
370770-0850	206
370770-0880	206
370770-0900	206
370770-0920	206
370770-0950	206
370770-0980	206
370770-1000	206
370770-1050	206
370770-1100	206
370770-1150	206



ART NO	
370770-1200	206
370770-1250	206
370770-1300	206
370770-1350	206
370770-1400	206
370770-1450	206
370770-1500	206
370770-1550	206
370770-1600	206
370770-1650	206
370770-1700	206
370770-1750	206
370770-1800	206
370770-1850	206
370770-1900	206
370770-1950	206
370770-2000	206
370770-2100	206
370770-2200	206
370770-2400	206
370770-2500	206
370770-2600	206
370770-2800	206
370770-3000	206
370770-3200	206
370770-3400	206
370770-3600	206
370770-3800	206
370770-4000	206
37080-0010	204
37080-0012	204
37080-0015	204
37080-0018	204
37080-0020	204
37080-0022	204
37080-0025	204
37080-0028	204
37080-0030	204
37080-0035	204
37080-0040	204
37080-0045	204
37080-0050	204
37080-0060	204
37080-0070	204
37080-0080	204
37080-0090	204

ART NO		ART NO	
37080-0100	204	37080-0800	204
37080-0110	204	37080-0820	204
37080-0120	204	37080-0850	204
37080-0130	204	37080-0880	204
37080-0140	204	37080-0900	204
37080-0150	204	37080-0920	204
37080-0160	204	37080-0950	204
37080-0170	204	37080-0980	204
37080-0180	204	370801	205
37080-0190	204	37080-1000	204
37080-0200	204	380210	208
37080-0210	204	380211	208
37080-0220	204	380212	208
37080-0230	204	380213	208
37080-0240	204	380301	208
37080-0250	204	380302	208
37080-0260	204	380303	208
37080-0270	204	380304	208
37080-0280	204	380307	208
37080-0300	204	380308	208
37080-0320	204	380309	208
37080-0330	204	380310	208
37080-0340	204	380311	208
37080-0350	204	380312	208
37080-0360	204	380313	208
37080-0370	204	380314	208
37080-0380	204	380315	208
37080-0400	204	380316	208
37080-0420	204	380317	208
37080-0440	204	380318	208
37080-0450	204	380319	208
37080-0460	204	380320	208
37080-0470	204	380321	208
37080-0480	204	380323	208
37080-0500	204	380324	208
37080-0520	204	380325	208
37080-0550	204	380326	208
37080-0580	204	380341	208
37080-0600	204	380342	208
37080-0620	204	380343	208
37080-0650	204	380344	208
37080-0680	204	380345	208
37080-0700	204	380346	208
37080-0720	204	380350	208
37080-0750	204	380351	208
37080-0780	204	380352	208


Index by Art. No.


ART N ^o	
380353	208
380354	208
380355	208
380356	208
380357	208
380358	208
381001	208
381002	208
381003	208
381004	208
381005	208
390101	207
390102	207
390103	207
390104	207
390105	207
390106	207
390107	207
390108	207
390109	207
390110	207
390111	207
390112	207
390113	207
390114	207
390115	207
390116	207
390117	207
390118	207
390119	207
390120	207
390121	207
390122	207
390123	207
390124	207
390125	207
390126	207
390127	207
390128	207
390129	207
390130	207
390131	207
390201	207
390202	207
390203	207
390204	207



ART N ^o	
390205	207
390206	207
390207	207
390208	207
390209	207
390210	207
390211	207
390212	207
390213	207
390214	207
390215	207
390216	207
390217	207
390218	207
390219	207
390220	207
390221	207
390222	207
390223	207
390224	207
390225	207
390226	207
390227	207
390228	207
390229	207
390230	207
390231	207
390232	207
390233	207
390234	207
390235	207
390236	207
390237	207
390238	207
390239	207
390301	207
390302	207
390303	207
390304	207
390305	207
390306	207
390307	207
390308	207
390309	207
390310	207
390311	207

ART NO		ART NO	
390312	207	3994041-DKD	288
390313	207	3994042	288
390314	207	3994042-DKD	288
390315	207	3994043	288
390316	207	3994050	289
390317	207	3994050-DKD	289
390318	207	3994051	289
390319	207	3994051-DKD	289
390320	207	3994052	289
390321	207	3994052-DKD	289
390322	207	3994070	289
390323	207	3994071	289
390324	207	3994071-DKD	289
390325	207	3994072	289
390326	207	400101-2	191
390327	207	400105-2	191
390328	207	400107-2	191
390329	207	411000	191
390330	207	411001	191
390331	207	411003	191
390332	207	411004	191
390333	207	411005	191
390334	207	411007	191
390335	207	411008	191
390336	207	411009	191
390337	207	411010	191
390338	207	411011	191
390339	207	411012	191
390801	205	412002	191
390805	205	412005	191
390806	205	413105	192
391010	151	413107	192
3994020	288	414105	192
3994020-DKD	288	414107	192
3994021	288	415106	193
3994021-DKD	288	415107	193
3994022	288	4194000	287
3994022-DKD	288	4194000-DKD	287
3994023	288	421110	194
3994023-DKD	288	424110	194
3994024	288	431150	194
3994024-DKD	288	431200	194
3994025	288	431300	194
3994040	288	431500	194
3994040-DKD	288	436151	193
3994041	288	436155	193


Index by Art. No.


ART NO	
436157	193
436158	193
436201	193
436205	193
436207	193
436208	193
436301	193
436305	193
436307	193
436308	193
436501	193
436505	193
436507	193
436508	193
436991	193
436995	193
436997	193
436998	193
437151	193
437155	193
437157	193
437201	193
437205	193
437207	193
437301	193
437305	193
437307	193
452025	195
452050	195
452075	195
452100	195
452150	195
452200	195
452250	195
452300	195
452400	195
452500	195
455001	194
455002	194
455003	194
455004	194
455005	194
455006	194
455007	194
455008	194
455009	194



ART NO	
455010	194
455012	194
455015	194
455018	194
455020	194
455025	194
455030	194
455035	194
455040	194
455045	194
455050	194
455055	194
455060	194
455065	194
455070	194
455075	194
455080	194
455085	194
455090	194
455095	194
455100	194
456001	194
456002	194
456003	194
456005	194
456010	194
456015	194
456020	194
456025	194
456030	194
456040	194
456050	194
456100	194
457110	194
457120	194
457130	194
457140	194
457150	194
457160	194
457170	194
457180	194
457190	194
457200	194
458010	194
462010	195
462020	195

ART NO		ART NO	
462025	195	464070	195
462030	195	464075	195
462040	195	464080	195
462050	195	464090	195
462060	195	464100	195
462070	195	464120	195
462075	195	464150	195
462080	195	464180	195
462090	195	464200	195
462100	195	464220	195
462150	195	464250	195
462200	195	464300	195
462250	195	464350	195
462300	195	464400	195
462400	195	464450	195
462500	195	464500	195
463010	195	465010	195
463020	195	465020	195
463025	195	465025	195
463030	195	465030	195
463040	195	465040	195
463050	195	465050	195
463060	195	465060	195
463070	195	465070	195
463075	195	465075	195
463080	195	465080	195
463090	195	465090	195
463100	195	465100	195
463120	195	465120	195
463150	195	465150	195
463180	195	465180	195
463200	195	465200	195
463220	195	465220	195
463250	195	465250	195
463300	195	465300	195
463350	195	465350	195
463400	195	465400	195
463450	195	465450	195
463500	195	465500	195
464010	195	465600	195
464020	195	465700	195
464025	195	465800	195
464030	195	465999	195
464040	195	466010	195
464050	195	466015	195
464060	195	466020	195


Index by Art. No.


ART NO	
466025	195
466030	195
466040	195
466050	195
466060	195
466070	195
466075	195
466080	195
466090	195
466100	195
466120	195
466150	195
466180	195
466200	195
466220	195
466250	195
466300	195
466350	195
466400	195
466450	195
466500	195
467010	195
467020	195
467025	195
467030	195
467040	195
467050	195
467060	195
467070	195
467075	195
467080	195
467090	195
467100	195
467120	195
467150	195
467180	195
467200	195
467220	195
467250	195
467300	195
467350	195
467400	195
467450	195
467500	195
471009	196
471010	196



ART NO	
471011	196
471012	196
471013	196
471014	196
471015	196
471016	196
471017	196
471018	196
471019	196
471020	196
471021	196
471022	196
472000	197
472001	197
472002	197
472003	197
472004	197
472005	198
472006	198
472007	198
472008	198
472011	198
472012	198
472013	199
472018	199
472020	197
472030	106
472031	106
472105	196
472106	196
472107	196
472109	196
472115	196
472116	196
472117	196
472120	200
472201	199
472202	199
472219	199
472220	199
472320	200
472370	200
472372	200
472373	200
472375	200
473315	201

ART NO		ART NO	
473316	201	480237	233
474401	201	480238	232
474403	202	480261	234
474404	202	480274	236
474405	204	480275	236
474409	203	480277	236
474410	202	480278	236
474441	267	480280	236
474442	267	480288	236
474452	267	480310	236
474453	267	480315	236
474454	267	480316	236
474460	267	480322	236
474461	267	480323	236
474465	267	480330	236
474470	266	480331	236
474471	266	480332	236
474475	266	480333	236
474501	201	480334	236
474502	201	480335	236
477001	270	480336	236
477002	270	480337	236
477003	270	480338	236
477004	270	480341	236
477005	270	480342	236
477006	270	480343	236
477007	270	480344	236
477008	270	480605	237
477010	270	4894200	292
477011	270	4894201	292
477012	270	489871	236
477013	270	489872	236
477101	271	504031-2	181
477102	271	504032-2	181
477103	271	504033-2	181
477130	271	504034-2	181
477140	271	504036-2	181
477141	271	504037-2	181
477142	271	504051-2	181
4794000	287	504052-2	181
479901	203	504053-2	181
480101	233	504054-2	181
480120	234	504056-2	181
480130	235	504057-2	181
480227	232	504802	182
480236	233	504803	182

Index by Art. No.

ART NO	
504804	182
504812	182
504813	182
504814	182
504852	182
504853	182
504854	182
504862	182
504863	182
504864	182
504903-2	182
504904-2	182
508090	185
521111	181
521112	181
521113	181
521114	181
521116	181
521123	181
521124	181
521126	181
580210	269
580505	269
580506	269
600025	263
600145	262
600148	262
600150	265
600153	265
600159	265
600166	262
600167	262
600178	264
600179	264
600180	264
600194	264
600195	264
600200	265
600201	265
600202	265
600204	265
600230	263
600350	263
600354	263
601126	264
601135	264

ART NO	
601230	262
601250	38
601255	38
610102	238
620003	243
620050	244
620051	244
620052	244
620055	244
620056	244
620057	244
620060	244
620061	244
620062	244
640303	239
640314	240
640317-2	240
640332	248
640342	246
640356	248
640357	248
640364	249
640366	249
640372	247
640376	247
640382	250
640384	250
641006	245
641008	245
641009	245
641106	246
641204	246
641205	246
649300	239
649301	239
649302	239
649303	239
649304	239
649305	239
649306	239
6494101	291
6494101-DKD	291
6494340	290
650270	229
650720	230
650721	230

ART NO		ART NO	
651001	241	659913	231
651002	241	711020	167
651003	241	711025	167
651101	241	712010	168
651102	241	712020	167
651103	241	714000	168
651104	241	714001	168
651105	241	714002	168
651107	241	714003	168
651608	230	714004	168
651609	229	714005	168
651617	230	714006	168
651690	231	714007	168
651692-1	231	714008	168
651698-2	231	714009	168
651698-3	231	714010	168
651699	231	714100	168
653200	268	714101	168
653210	268	714102	168
653211	268	714103	168
657113	242	714104	168
657120	240	714105	168
657210	242	714106	168
657211	242	714107	168
657212	242	714108	168
657213	242	714109	168
657214	242	714110	168
657218	242		
657219	242		
6594100	293		
6594111	293		
6594600	292		
659890	231		
659891	231		
659892	231		
659893	231		
659893-2	231		
659894	231		
659894-2	231		
659895	231		
659895-2	231		
659896	231		
659896-2	231		
659897	231		
659899	231		
659899-2	231		

Terms of Sale, Delivery and Payment

1. GENERAL

The type and scope of delivery are determined in the order confirmation. The following terms of sale, delivery and payment are authoritative for each delivery to be made by us. We are not bound by the customer's purchasing conditions, even if we do not expressly contradict them. By placing an order, the buyer accepts our conditions without exception. Oral or telephone agreements require our written confirmation. Obvious errors in offers, order confirmations etc. are expressly reserved and can be taken into account at any time. We are entitled to process the data received about buyers with regard to the business relationship or in connection with this - regardless of whether these come from the buyer himself or from third parties - within the meaning of the Federal Data Protection Act.

2. OFFERS

Our offers are non-binding regard to price, quantity, delivery time and delivery options. An order is deemed to have been placed when we have confirmed it in writing. Changes to the goods in terms of appearance or technology are permitted without special notice, provided that the function of the item is not impaired. Article images used in the catalogue may differ from the original article. No liability is assumed for any printing errors, product changes due to technical developments and/or model changes. For printing reasons, the colours in the catalogue may also differ from the original colour of the products.

3. SPECIAL PRODUCTION

In the case of custom-made products, excess or short deliveries of up to 10% are permitted. This also includes series parts that are to be specially marked at the express request of the customer. The customer cannot withdraw from the order after the order has been confirmed. We do not take back specially manufactured or marked goods.

4. PRICES, DELIVERY BASE AND PACKAGING

All prices mentioned are non-binding and are in EURO per piece or in accordance with the specified quantity units from the price list plus statutory VAT, ex works, excluding packaging. A shipping service of € 9.90 within Germany is charged for each delivery. For freight forwarded goods or deliveries outside of Germany, the shipping service are billed separately. We reserve the right to correct the prices if there are changes in the basic costs, such as raw material, alloy surcharges, energy, wages, etc. by the day of delivery. In the case of special packaging instructions by the customer, the associated additional costs will be charged. Packaging will not be taken back.

5. DELIVERY

Unless otherwise agreed in writing, delivery takes place at the expense and risk of the buyer. The goods are dispatched by a carrier of our choice, unless otherwise agreed. We reserve the right to carry out orders in partial deliveries. In case of goods being taken back as a gesture of goodwill, we are entitled to charge a restocking fee of 15 % of the value of the goods taken back, at least € 15.00 and most € 250.00.

6. DELIVERY TIME, DELIVERY DEADLINES

The delivery time begins after receipt of all information required for the execution of the order. Agreed delivery times are appropriately extended in the event of unforeseen events that are beyond our control, such as strikes, lockouts, operational disruptions, delays in the delivery of primary material, regardless of whether these events occur with us or with our supplier. We are not responsible for such circumstances even if we are already in default. If they occur, both parties are entitled to withdraw from the contract. No claims can be made for late delivery.

7. COMPLAINTS

Obvious defects must be reported in writing and specified within 10 days of receipt of the goods.

8. WARRANTY

For all Vogel Germany measuring tools that are rendered unusable due to proven material or manufacturing defects, we will replace them within one year of delivery. This free replacement service is excluded if the tools have become unusable due to natural wear and tear or improper handling.

9. DISCLAIMER

We do not guarantee the suitability of our products for the purpose intended by the customer. We do not accept any liability for damage caused by unsuitable or improper use, commissioning by the customer or third parties or for natural wear and tear. Any claims for damages, irrespective of the legal reason, and in particular liability through tort (product liability) are excluded - as far as legally permissible.

10. PAYMENT

The payment terms valid on the day of delivery are decisive for the settlement of our invoices. The terms of payment and payment deadlines stated on the invoice apply. We reserve the right to request advance payment. Payments from abroad must be made free of bank charges. Discounts based on specified conditions can only be recognized if no other due invoices are open. The purchaser is in default of payment upon receipt of the first reminder or without a reminder 30 days after the due date and receipt of an invoice in accordance with § 286 Abs.3 German Civil Code (BGB). In the event of default, we are entitled to default interest in accordance with § 286 of the German Civil Code (BGB), subject to proof of further damage caused by default.

11. RETENTION OF TITLE

We reserve title to all goods delivered by us until the buyer has paid all claims arising from the business relationship, including future claims. The buyer is entitled to resell the reserved goods in the ordinary course of business. In the event of a resale, the buyer has to reserve ownership of the sold goods to his customer under the same conditions. The buyer already now assigns to us the purchase price claim to which he is entitled from the resale against the customer.

12. PLACE OF COMPETENCY, JURISDICTION, APPLICABLE LAW

The place of competency is Kevelaer (Germany). The place of jurisdiction for all disputes arising from our legal relationship with the customer is Kevelaer (Germany). However, we are also entitled to take legal action at the customer's headquarters. German law applies and, in exceptional cases, UN sales law.

13. OTHER CLAIMS

Other claims - for whatever reason - remain excluded unless they have been expressly confirmed to the buyer in writing.

14. OTHERS

If individual regulations of these terms of sales, delivery and payment are or become ineffective, this shall not affect the validity of the remaining regulations.

VAT Id. No.: DE 813587158 GLN No.: 40 10873 00000 3
WEEE Reg. No.: DE 68792696 Interseroh Manufacturer No.: 113216
Vogel Germany GmbH & Co. KG, March 2024



VOGEL®
GERMANY
Measuring Solutions

Our known sales, delivery and payment conditions apply exclusively.

© 2024 Vogel Germany GmbH & Co. KG

Any reprint, even in part, is only permitted with the permission of the publisher.
Vogel Germany GmbH & Co. KG is not liable for printing errors or incorrect representations in this catalogue, for the product descriptions, technical information and illustrations.

We reserve the right to make changes without prior notification.
The illustrations and descriptions correspond to the status at the time of printing this catalogue.
With this catalogue our previous sales documents lose their validity.



75

Vogel Germany GmbH & Co. KG

Ossenpass 4
47623 Kevelaer
Germany

Phone: +49 2832 9239-0

Fax: +49 2832 3621

info@vogel-germany.de

www.vogel-germany.de



4 010873 030499

a **FERVI GROUP** company